

PUPIL PERFORMANCE REPORT 2017

for BHSEC, BCSE and LCSCE 2016 Examinations

VOLUME *10*

Bhutan Council for School Examinations and Assessment

Thimphu: Bhutan

PUPIL PERFORMANCE REPORT

Edition 2017

ACKNOWLEDGMENT

DATA COMPILATION

1. Sonam Gyeltshen, ICT
2. Sonam Tshering, EDP
3. Karma Chuki, EDP
4. Kezang Choden, ICT

DATA ANALYSIS

1. Sonam Gyeltshen, ICT
2. Karma Jigme Lepcha, Subject Coordinator, SED

WRITE UP

1. Kesang Deki Tshering, Subject Specialist, SED
2. Pema Wangdi, Subject Coordinator, SED
3. Kencho Dem, Subject Coordinator, SED
4. Sharda Rai, Subject Coordinator, SED
5. Renuka Chettri, Subject Coordinator, SED
6. Loden Chozin, Subject Coordinator, SED
7. Shriman Gurung, Subject Coordinator, SED
8. Sapna Subba, Subject Coordinator, SED

LAYOUT AND DESIGN

Karma Jigme Lepcha, Subject Coordinator, SED

COPY EDITING

1. Renuka Chettri, Subject Coordinator, SED
2. Sharda Rai, Subject Coordinator, SED
3. Loden Chozin, Subject Coordinator, SED

COORDINATOR

Mr. Sangay Tenzin, Controller of Examinations

ADVISOR

Tenzin Dorji, Secretary, BCSEA

PUBLISHED BY

School Examination Division, BCSEA

Copyright © 2017 Bhutan Council for School Examinations and Assessment

All rights reserved. No part of this book may be reproduced in any form without permission from the publisher.

FOREWORD

This issue of the Pupils' Performance Report for the Bhutan Certificate of Secondary Education (BCSE X), Bhutan Higher Secondary Education Certificate (BHSEC XII), Language and Cultural Certificate Examination (LCSCE X & XII) of 2016 examinations provides the relevant stakeholders with feedback on pupil performance in all subjects. It provides indications of the effectiveness of the examinations as a whole and reports the areas that need to be supported for a better performance profile in future.

The Pupil Performance report contains:

1. The result analysis of BHSEC, BCSE and LCSCE 2016 examinations.
2. A report on conduct of examination.
3. A report on marking of answer scripts.
4. A report on clerical recheck of answer scripts.

We would like to thank all the schools for their support in the smooth conduct of public examination.

We would also like to extend our gratitude to all the examination-conducting officials from the field and the markers who attended the answer script marking at the College of Science and Technology, Rinchending in 2016-17.

BCSEA shall continue to produce similar and improved reports in future.

School Examination Division

BCSEA

INTRODUCTION

Examination and its result have been integral elements of all schools since the start of formal education system. Examination therefore holds an equally important position to its stakeholders in the education system.

As with the past publications of the pupil's performance reports, this report too brings out the nation-wide performance of the students who sat for the 2016 classes X and XII board examinations. It gives readers the information on performance of the candidates under various categories such as gender, region, school, etc.

Besides the regular feature of result analysis and item analysis of BHSEC, BCSE and LCSCE examinations, a report containing the statistics of teachers who were involved in the conduct of the examinations and the marking of the answer scripts, the in-take of the students in ex-country tertiary institutions and clerical re-check report has also been included.

The purpose of the Pupil Performance Report (PPR) is to let schools/institutes know about their level of performance in the BHSEC, LCSCE and BCSE examinations for a particular year. Through the report the examination council would like to appreciate and honour the excellent academic performances of the toppers and their schools. PPR attempts to reflect assessment procedure at terminal grade levels and bring further improvement in future.

CONTENTS

FOREWORD	3
INTRODUCTION	5
CHAPTER 1: BHUTAN HIGHER SECONDARY EDUCATION CERTIFICATE 2016 EXAMINATION	1
1.1 OVERALL INFORMATION	1
STREAM-WISE PERFORMANCE BY GENDER IN PERCENTAGE	2
SUBJECT-WISE PASS PERCENTAGE (HIGHEST TO LOWEST)	3
SUBJECT-WISE MEAN AND STANDARD DEVIATION	4
1.2 NATIONAL STREAM WISE PERFORMANCE	5
1.3 SUBJECT-WISE MARK RANGE (IN PERCENTAGE)	5
1.4 DZONGKHAG WISE PERFORMANCE IN VARIOUS SUBJECTS	6
ENGLISH	6
DZONGKHA	7
DZONGKHA RIZHUNG	8
LITERATURE IN ENGLISH	9
HISTORY	9
GEOGRAPHY	10
ECONOMICS	11
COMMERCE	12
ACCOUNTANCY	13
MATHEMATICS	14
PHYSICS	15
CHEMISTRY	16
BIOLOGY	17
COMPUTER STUDIES	18
BUSINESS MATHEMATICS	19
AGRICULTURE FOR FOOD SECURITY	20
MEDIA STUDIES	21
1.5 SCHOOL WISE PERFORMANCE	22
1.6 OVERALL PERFORMANCE OF SCHOOLS DZONGKHAG WISE IN EACH SUBJECT	24
ENGLISH	24
DZONGKHA	27
DZONGKHA RIZHUNG	30
LITERATURE IN ENGLISH	32
HISTORY	32
GEOGRAPHY	35
ECONOMICS	38
COMMERCE	41
MATHEMATICS	47
PHYSICS	50

CHEMISTRY	53
BIOLOGY	55
COMPUTER STUDIES	58
BUSINESS MATHEMATICS	60
AGRICULTURE FOR FOOD SECURITY	63
MEDIA STUDIES	64
1.7 UNDER GRADUATE SCHOLARSHIP SCHOOL WISE SUMMARY LIST 2017	67
1.8 BHSEC 2016 EXAMINATION TOPPERS	68
SCIENCE STREAM	68
ARTS STREAM	69
COMMERCE STREAM	70
1.9 BHSEC 2016 SUBJECT TOPPERS	71
CHAPTER 2: LANGUAGE AND CULTURE STUDIES CERTIFICATE 2016 EXAMINATION	79
2.1 GENERAL INFORMATION	79
2.2 OVERALL SUBJECT-WISE PERFORMANCE	79
2.3 SCHOOL WISE PERFORMANCE IN VARIOUS SUBJECTS	80
2.4 SUBJECT WISE PASS PERCENTAGE	81
2.5 LCSCE PASS PERCENTAGE FOR PAST YEARS	82
2.6 LCSCE-XII TOPPERS	83
REPORT ON 2016 BHSEC EXAMINATION	85
CHAPTER 3: REPORT ON 2016 BHSEC EXAMINATION	87
3.1 CONDUCT OF BHSEC EXAMINATION	87
3.2 BHSEC ANSWER SCRIPT MARKING PROCEDURE	87
ANSWER SCRIPTS MANAGEMENT	87
MARKING	87
DATA TABULATION	88
DECLARATION OF RESULTS	88
CHAPTER 4: BHUTAN CERTIFICATE OF SECONDARY EDUCATION 2016 EXAMINATION	93
4.1 OVERALL INFORMATION	93
4.2 NATIONAL SUBJECT-WISE PERFORMANCE	94
4.3 NATIONAL PAPER-WISE PERFORMANCE (WITH CA AND WITHOUT CA)	95
4.4 NATIONAL SUBJECT-WISE MARK RANGE	97
4.5 PERFORMANCE BY SCORE IN ENGLISH AND FOUR BEST SUBJECTS	97
4.6 CANDIDATES QUALIFYING FOR HIGHER SECONDARY LEVEL IN GOVERNMENT SCHOOLS	98
4.7 DZONGKHAG WISE PERFORMANCE	102

SUBJECT WISE PASS PERCENTAGE	102
SUBJECT WISE MEAN	102
SUBJECT WISE STANDARD DEVIATION	103
4.8 SCHOOL WISE PERFORMANCE	104
4.9 SCHOOL WISE PERFORMANCE FOR SUBJECTS	109
4.10 OVERALL RESULT DATA WITHOUT CONTINUOUS ASSESSMENT (CA) MARKS	120
4.11 CONTINUOUS ASSESSMENT MARKS FOR SCHOOLS	120
ENGLISH	120
DZONGKHA	123
ECONOMICS	126
MATHEMATICS	129
HISTORY CIVICS AND GEOGRAPHY	133
COMPUTER APPLICATIONS	136
SCIENCE	139
ENVIRONMENTAL SCIENCE	142
4.12 BCSE 2016 NATIONAL TOPPERS	146
4.13 BCSE 2016 SUBJECT TOPPERS	147
CHAPTER 5: LANGUAGE AND CULTURE STUDIES CERTIFICATE EXAMINATION 2016	153
5.1 GENERAL INFORMATION	153
5.2 OVER ALL PERFORMANCE BY GENDER	153
5.3 OVERALL SUBJECT-WISE PERFORMANCE	153
5.4 SCHOOL WISE PERFORMANCE IN VARIOUS SUBJECTS	154
5.5 LCSCE PASS PERCENTAGE FOR THE PAST THREE YEARS	155
5.6 LCSCE-X TOPPERS	156
CHAPTER 6: REPORT ON 2016 BCSE EXAMINATION	159
6.1 CONDUCT OF BCSE EXAMINATION	159
6.2 BCSE ANSWER SCRIPT MARKING PROCEDURE	159
ANSWER SCRIPTS MANAGEMENT	159
MARKING	159
DATA TABULATION	160
DECLARATION OF RESULTS	160
REPORT ON CLERICAL RE-CHECK	163
CHAPTER 7: REPORT ON CLERICAL RE-CHECK	165
7.1 BHSEC (12) EXAMINATION 2016	165
7.2 BCSE (10) EXAMINATION 2016	168

PUPIL PERFORMANCE REPORT

**BHUTAN HIGHER
SECONDARY EDUCATION
CERTIFICATE 2016
EXAMINATION**

BHSEC *2016*

CHAPTER 1: BHUTAN HIGHER SECONDARY EDUCATION CERTIFICATE 2016 EXAMINATION

1.1 OVERALL INFORMATION

There are three types of candidates who register and appear the board examinations. The national and school pass percentage is calculated on the candidates who appeared the examination.

Registration is categorized as follows:

- Regular (REG)** Candidate appearing the examination with regular class attendance.
- Private (PVT)** Candidate not awarded a pass certificate in the previous examination and reappearing the examination the following year.
- Supplementary (SUP)** Candidate who has been awarded a pass certificate in the previous examination and who wishes to improve his/her result the following year.

Table 1 Stream-wise Pass Fail Details

TYPE	STREAM	ENTERED			APPEARED			ABSENT		
		T	M	F	T	M	F	T	M	F
REG	Arts	3395	1464	1931	3350	1437	1913	45	27	18
	Commerce	2613	1258	1355	2566	1230	1336	47	28	19
	Science	2498	1466	1032	2466	1445	1021	32	21	11
PVT	Arts	115	43	72	114	42	72	1	1	0
	Commerce	155	78	77	152	75	77	3	3	0
	Science	93	57	36	93	57	36	0	0	0
SUP	Arts	383	168	215	371	163	208	12	5	7
	Commerce	737	388	349	720	378	342	17	10	7
	Science	595	348	247	578	335	243	17	13	4
TOTAL		10584	5270	5314	10410	5162	5248	174	108	66

TYPE	STREAM	PASS			FAIL			PASS PERCENTAGE		
		T	M	F	T	M	F	T	M	F
REG	Arts	2702	1155	1547	648	282	366	80.66	80.38	80.87
	Commerce	2051	912	1139	515	318	197	79.93	74.15	85.25
	Science	2237	1293	944	229	152	77	90.71	89.48	92.46
PVT	Arts	74	24	50	40	18	22	64.91	57.14	69.44
	Commerce	102	46	56	50	29	21	67.11	61.33	72.73
	Science	79	46	33	14	11	3	84.95	80.70	91.67
SUP	Arts	337	148	189	34	15	19	90.84	90.80	90.87
	Commerce	692	362	330	28	16	12	96.11	95.77	96.49
	Science	556	321	235	22	14	8	96.19	95.82	96.71
TOTAL		8830	4307	4523	1580	855	725	84.82	83.44	86.19

In the Bhutan Higher Secondary Education Certificate (BHSEC-XII) Examination conducted in December 2016, a total of 10584 candidates from 56 Higher Secondary Schools (39 government and 17 private schools) registered out of which 10410 candidates appeared the examination. The overall pass percentage is 84.82% which is a decrease of 4.17% over 88.99% pass percentage of 2015. Of the 10410 candidates who appeared the examination, 5162 were boys and 5248 girls. The pass percentage for the boys is 83.44% and girls 86.19%.

Table 2 Gender Performance

STREAM	TOTAL APPEARED	PASSED		FAILED	
		MALE	FEMALE	MALE	FEMALE
Arts	3835	1327	1786	315	407
Commerce	3438	1320	1525	363	230
Science	3137	1660	1212	177	88

STREAM-WISE PERFORMANCE BY GENDER IN PERCENTAGE

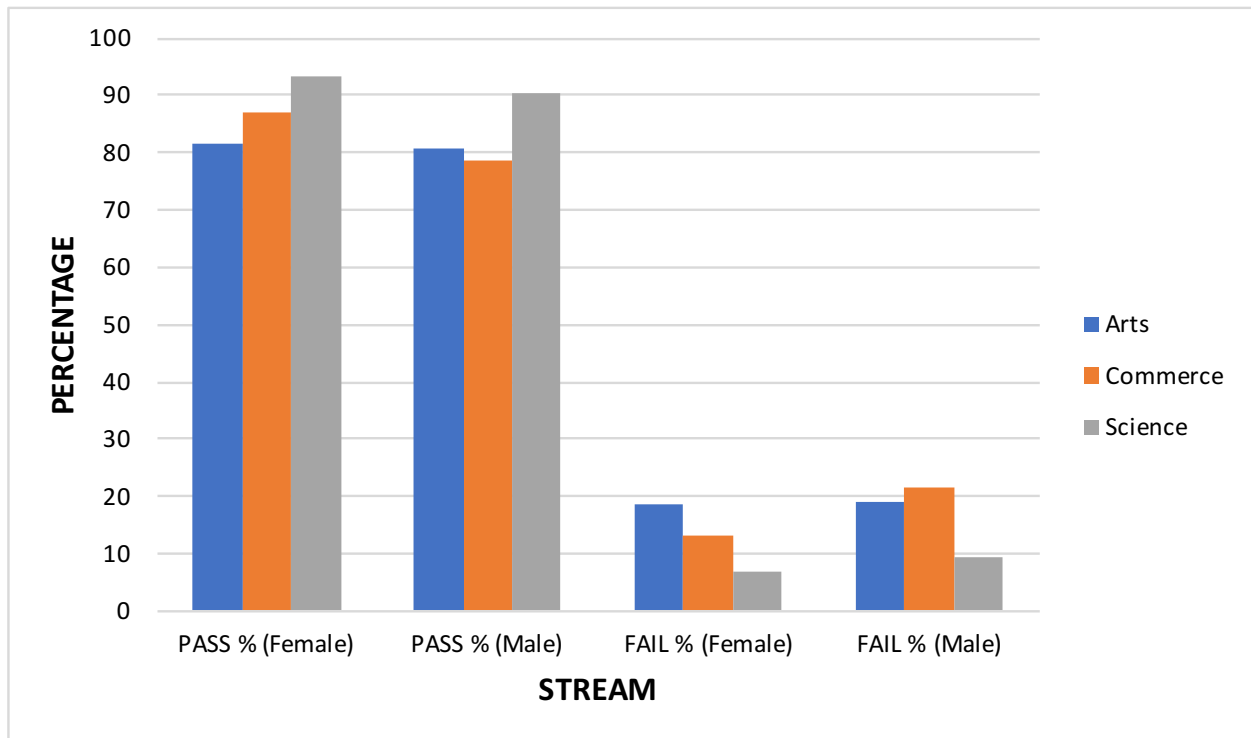


Figure 1 Stream-wise pass percentage by gender.

Table 3 Subject-wise performance

SUBJECT	PASS PERCENTAGE			MEAN			STD. DEVIATION		
	FEMALE	MALE	TOT	FEMALE	MALE	TOT	FEMALE	MALE	TOT
English	98.27	97.42	97.85	52.34	50.88	51.62	7.56	7.00	7.32
Dzongkha	96.66	93.04	94.87	55.46	54.60	55.03	9.49	11.32	10.45
Dzongkha Rizhung	96.55	99.18	97.58	57.75	60.77	58.94	10.79	10.59	10.81
Literature in English	93.75	100.00	96.00	69.81	70.22	69.96	15.20	8.56	13.00
History	60.20	71.33	64.96	43.35	48.39	45.50	17.18	16.98	17.27

SUBJECT	PASS PERCENTAGE			MEAN			STD. DEVIATION		
	FEMALE	MALE	TOT	FEMALE	MALE	TOT	FEMALE	MALE	TOT
Geography	98.77	98.84	98.80	65.17	66.71	65.83	11.11	10.53	10.90
Economics	61.48	56.26	59.19	42.57	41.65	42.17	14.16	15.43	14.74
Commerce	75.38	66.67	71.12	47.31	44.78	46.07	14.16	15.55	14.91
Accountancy	85.87	76.44	81.26	53.31	51.65	52.50	14.70	16.89	15.83
Mathematics	82.24	80.67	81.19	54.34	56.29	55.63	17.45	19.22	18.66
Physics	92.08	94.01	93.21	52.92	57.32	55.50	12.35	14.05	13.54
Chemistry	88.31	86.61	87.31	49.31	49.96	49.69	10.25	11.46	10.98
Biology	92.73	93.53	93.09	56.02	57.77	56.81	12.13	12.88	12.50
Computer Studies	81.58	81.18	81.36	49.09	52.10	50.72	13.84	14.92	14.50
Business Mathematics	78.06	76.20	77.18	52.58	54.43	53.45	17.98	20.26	19.11
Agriculture For Food Security	100.00	100.00	100.00	65.81	65.79	65.80	8.09	8.89	8.48
Media Studies	99.72	100	99.83	68.14	65.20	66.94	7.46	7.50	7.60

SUBJECT-WISE PASS PERCENTAGE (HIGHEST TO LOWEST)

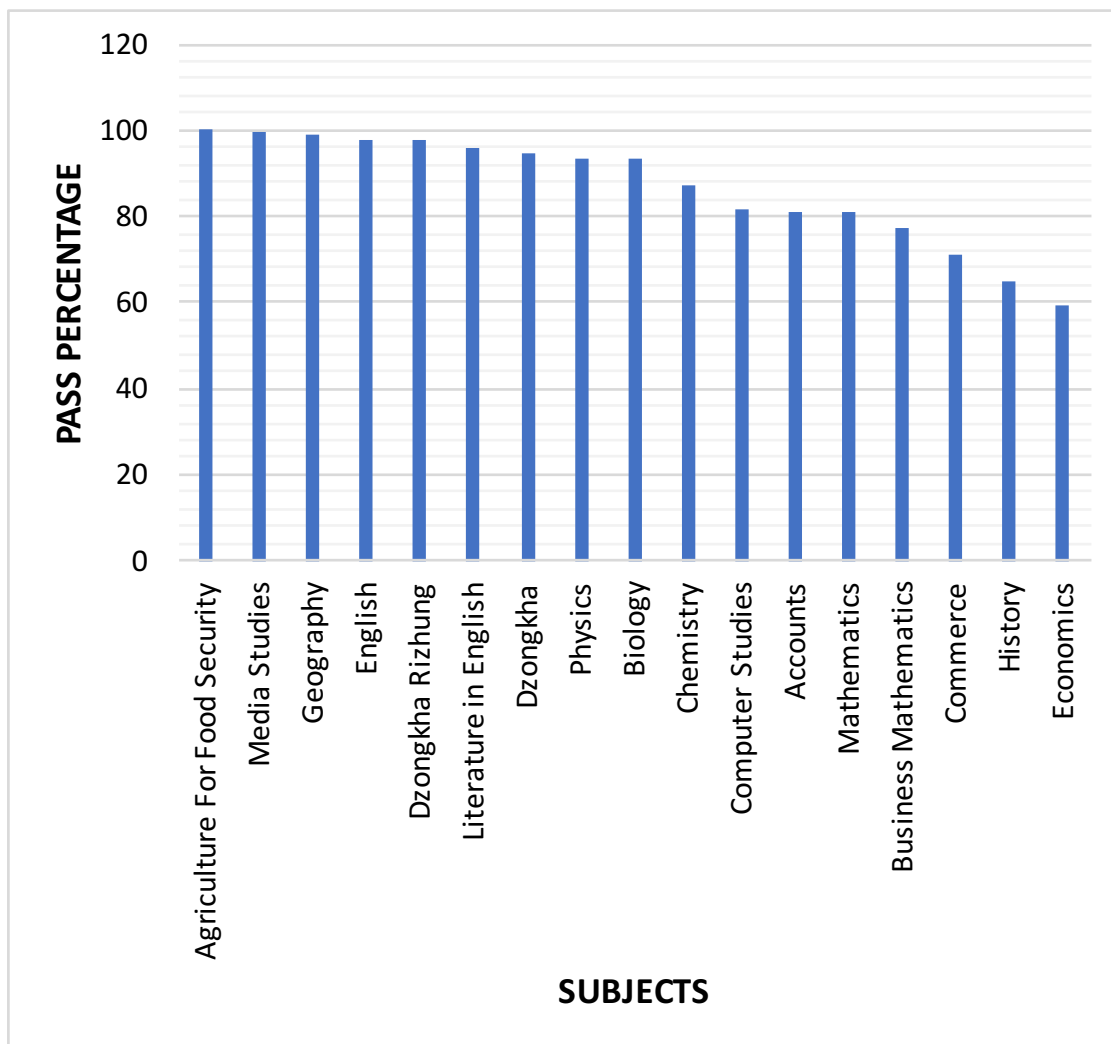


Figure 2 Subject-wise pass percentage (Highest to Lowest)

SUBJECT-WISE MEAN AND STANDARD DEVIATION

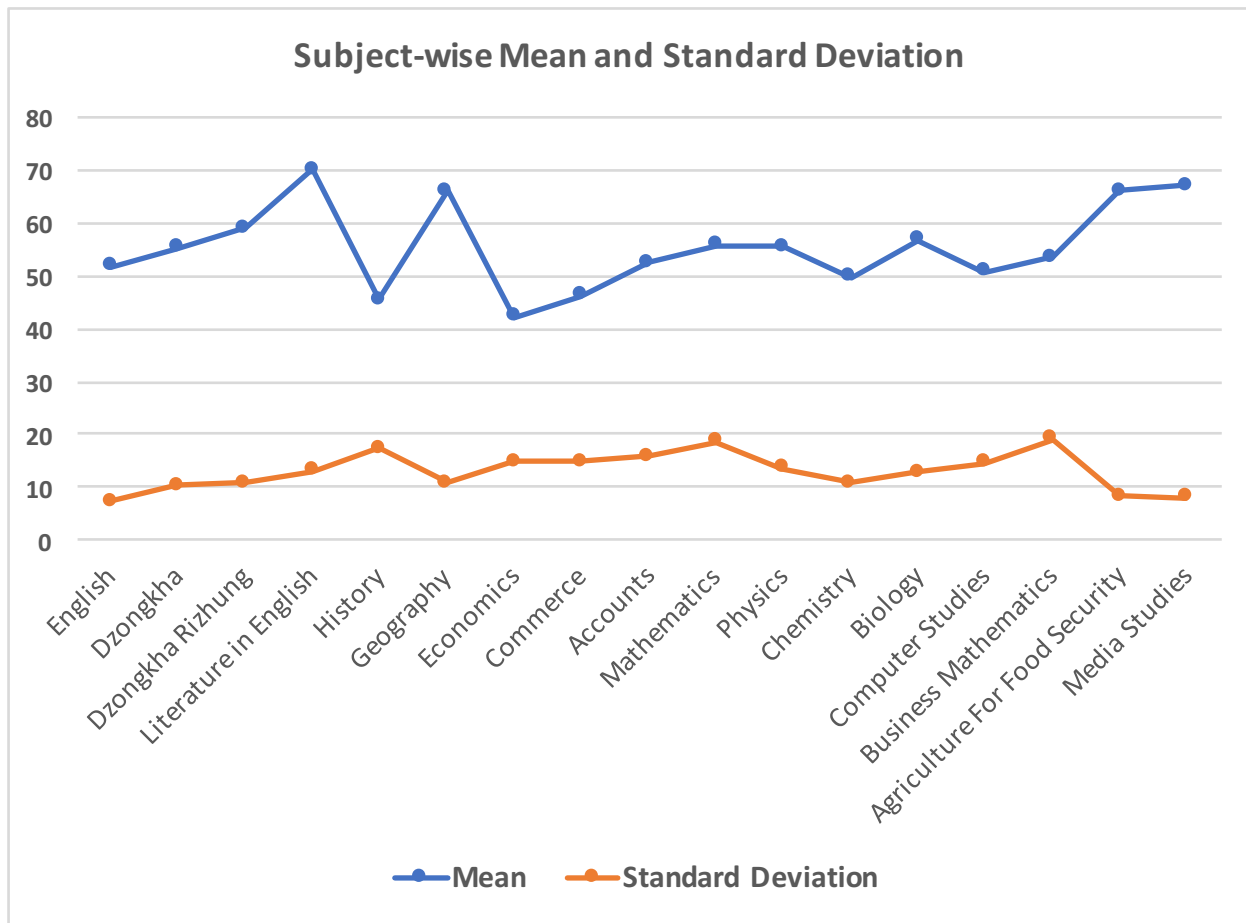


Figure 3 Subject-wise mean and standard deviation.

Two new subjects, Media Studies and AgFS (Agriculture for Food Security) were introduced into the BHSEC 2016 examinations.

In Agriculture for Food Security (AgFS) subject, the pass percentage is 100%. For five subjects - English, Rigzhung, Literature in English, Geography and Media Studies, the pass percentage is above 95%.

From the total 17 subjects offered, four subjects have their mean between 40 to 49 as compared to 2015 BHSEC exams where seven subjects which had their mean in this range. Nine subjects had between 50 - 59 compared to 6 subjects in 2015. Four subjects had their mean range between 60 - 69 compared to two subjects in 2015.

The standard deviation for English and AgFS subjects are the least which show consistency in the scores. The highest standard deviation range are in Mathematics and Business Mathematics.

The mean for Dzongkha and English (the subjects which are compulsory for all streams) are at 55.03 and 51.62 respectively. However, the mean of students in History and Economics are at 45.5 and 42.17 respectively.

Note: SD (Standard Deviation) shows the deviation of the scores away from the mean. If SD is less, the scores are more consistent. Mean shows the average marks scored by the total number of candidates.

1.2 NATIONAL STREAM WISE PERFORMANCE

The table below shows the number of candidates at each mark range with their corresponding percentage. 38.69% of the students who appeared the exams scored in the range of 51-60 marks.

MARK RANGE	STREAM-WISE				PERCENTAGE			
	ARTS	COMMERCE	SCIENCE	TOTAL	ARTS	COMMERCE	SCIENCE	TOTAL
0-39	157	187	32	376	4.09	5.44	1.02	3.61
40-50	802	946	607	2355	20.91	27.52	19.35	22.62
51-60	1407	1303	1318	4028	36.69	37.90	42.02	38.69
61-70	1228	788	904	2920	32.02	22.92	28.82	28.05
71-80	231	207	254	692	6.02	6.02	8.10	6.65
81-100	10	7	22	39	0.26	0.20	0.70	0.38

1.3 SUBJECT-WISE MARK RANGE (IN PERCENTAGE)

SUBJECT	MARKS RANGE	MARKS RANGE					
		0 - 39	40 - 50	51 - 60	61 - 70	71 - 80	81 - 100
English		2.15	43.26	43.09	10.61	0.88	0.01
Dzongkha		5.13	27.98	35.54	24.71	6.35	0.28
Dzong Rizhung		2.42	19.52	34.52	27.58	14.19	1.77
Literature in English		4.00	4.00	8.00	28.00	36.00	20.00
History		35.04	24.97	18.39	13.92	6.36	1.31
Geography		1.20	8.53	19.22	33.61	31.45	6.00
Economics		40.81	30.94	16.13	8.81	2.93	0.39
Commerce		28.88	30.80	22.75	13.35	3.84	0.38
Accountancy		18.74	28.96	20.11	17.08	11.15	3.96
Mathematics		18.81	19.06	18.86	19.42	14.85	8.99
Physics		6.79	33.98	25.76	18.46	10.04	4.97
Chemistry		12.69	44.60	26.30	12.02	3.67	0.73
Biology		6.91	24.95	29.16	24.51	11.93	2.55
Computer Studies		18.64	29.06	24.85	19.64	6.81	1.00
Business Mathematics		22.82	22.40	18.23	15.33	12.21	9.01
Agriculture for Food Security		0.00	3.33	23.33	46.36	22.12	4.85
Media Studies		0.17	1.17	16.28	53.02	25.34	4.03

In the mark range of 81-100, Literature in English has highest percentage of 20% of the candidates followed by Business Mathematics with 9.01% and Mathematics with 8.99%.

In the mark range of 71 - 80, Literature in English has highest percentage of 36% of the candidates followed by Geography with 30.98% and Media Studies with 25.29%.

In the mark range of 61 - 70, Media Studies has highest percentage of 52.93% of the candidates followed by Agriculture for Food Security with 46.08%.



In the range of 40 - 50, Chemistry has the highest percentage with 44.60% followed by English with 43.26% and Physics with 33.98%.

1.4 DZONGKHAG WISE PERFORMANCE IN VARIOUS SUBJECTS

All twenty Dzongkhags do not have the same number of schools offering BHSEC examinations, therefore, the number of candidates in each Dzongkhags varies. It should be noted that all the three streams of courses are not offered by all the schools, which is why there are less students appearing for some subjects. The table shows the total number (TOT) of candidates in the each Dzongkhag, pass percentage, mean and standard deviation.

ENGLISH

DZONGKHAG	APPEARED			PASS			FAIL			PASS PERCENTAGE			MEAN			STANDARD DEVIATION		
	F	M	TOT	F	M	TOT	F	M	TOT	F	M	TOT	F	M	TOT	F	M	TOT
Bumthang	152	132	284	150	131	281	2	1	3	98.68	99.24	98.94	52.20	50.46	51.39	7.04	6.75	6.95
Chhukha	383	391	774	376	383	759	7	8	15	98.17	97.95	98.06	52.89	50.93	51.90	7.75	6.95	7.41
Dagana	86	112	198	86	111	197	0	1	1	100.00	99.11	99.49	53.28	50.96	51.97	4.65	5.48	5.25
Haa	216	241	457	211	236	447	5	5	10	97.69	97.93	97.81	51.80	50.68	51.21	6.94	7.03	7.00
Lhuntse	57	77	134	57	76	133	0	1	1	100.00	98.70	99.25	53.23	51.21	52.07	6.72	7.19	7.04
Mongar	211	259	470	208	256	464	3	3	6	98.58	98.84	98.72	53.38	51.59	52.40	7.45	6.16	6.82
Paro	545	502	1047	532	477	1009	13	25	38	97.61	95.02	96.37	50.95	48.88	49.96	7.64	7.15	7.48
Pemagatshel	117	143	260	116	143	259	1	0	1	99.15	100.00	99.62	54.80	52.85	53.73	6.22	6.41	6.39
Punakha	449	426	875	448	421	869	1	5	6	99.78	98.83	99.31	55.84	53.75	54.82	7.30	7.50	7.47
Samdrup Jongkhar	255	275	530	246	263	509	9	12	21	96.47	95.64	96.04	49.82	49.87	49.85	7.07	6.66	6.86
Samtse	136	140	276	136	140	276	0	0	0	100.00	100.00	100.00	54.45	51.82	53.12	6.04	5.83	6.07
Sarpang	492	489	981	479	473	952	13	16	29	97.36	96.73	97.04	49.78	49.39	49.59	7.21	6.67	6.94
Thimphu	1500	1225	2725	1464	1176	2640	36	49	85	97.60	96.00	96.88	51.54	50.45	51.05	7.90	7.25	7.63
Trashigang	272	295	567	271	291	562	1	4	5	99.63	98.64	99.12	54.31	51.96	53.09	6.84	7.04	7.04

DZONGKHAG	APPEARED			PASS			FAIL			PASS PERCENTAGE			MEAN			STANDARD DEVIATION		
	F	M	TOT	F	M	TOT	F	M	TOT	F	M	TOT	F	M	TOT	F	M	TOT
Trashiyangtse	68	109	177	68	108	176	0	1	1	100.00	99.08	99.44	54.60	50.68	52.19	7.13	6.56	7.03
Trongsa	30	62	92	30	62	92	0	0	0	100.00	100.00	100.00	55.53	50.81	52.35	8.09	5.00	6.53
Tsirang	100	114	214	100	114	214	0	0	0	100.00	100.00	100.00	56.74	53.68	55.11	5.71	5.93	6.01
Wangdue Phodrang	109	73	182	109	71	180	0	2	2	100.00	97.26	98.90	51.81	49.36	50.82	6.01	5.73	6.00
Zhemgang	70	97	167	70	97	167	0	0	0	100.00	100.00	100.00	54.33	53.63	53.92	6.49	5.91	6.15

DZONGKHA

DZONGKHAG	APPEARED			PASS			FAIL			PASS PERCENTAGE			MEAN			STANDARD DEVIATION		
	F	M	TOT	F	M	TOT	F	M	TOT	F	M	TOT	F	M	TOT	F	M	TOT
Bumthang	152	131	283	152	131	283	0	0	0	100.00	100.00	100.00	58.11	57.90	58.01	7.83	8.22	8.00
Chhukha	382	390	772	355	344	699	27	46	73	92.93	88.21	90.54	53.17	49.99	51.56	10.26	10.93	10.72
Dagana	86	112	198	86	111	197	0	1	1	100.00	99.11	99.49	56.19	55.43	55.76	7.68	7.67	7.67
Haa	216	241	457	211	227	438	5	14	19	97.69	94.19	95.84	54.37	53.04	53.67	9.09	10.17	9.68
Lhuntse	57	77	134	57	76	133	0	1	1	100.00	98.70	99.25	59.65	61.40	60.66	6.94	8.48	7.88
Mongar	211	259	470	211	253	464	0	6	6	100.00	97.68	98.72	59.29	60.50	59.96	8.68	10.70	9.85
Paro	545	502	1047	526	452	978	19	50	69	96.51	90.04	93.41	53.74	51.08	52.46	8.69	10.71	9.80
Pemagatshel	117	143	260	117	143	260	0	0	0	100.00	100.00	100.00	62.15	63.40	62.83	8.18	8.23	8.22
Punakha	448	426	874	441	412	853	7	14	21	98.44	96.71	97.60	56.82	55.34	56.10	8.85	10.23	9.57
Samdrup Jongkhar	254	275	529	249	259	508	5	16	21	98.03	94.18	96.03	56.04	56.09	56.07	8.70	11.19	10.06
Samtse	136	140	276	134	117	251	2	23	25	98.53	83.57	90.94	53.98	48.89	51.39	8.72	10.75	10.11
Sarpang	492	489	981	457	434	891	35	55	90	92.89	88.75	90.83	51.41	51.64	51.52	9.38	11.22	10.33
Thimphu	1500	1223	2723	1427	1099	2526	73	124	197	95.13	89.86	92.77	54.03	51.98	53.11	9.43	11.19	10.31



DZONGKHAG	APPEARED			PASS			FAIL			PASS PERCENTAGE			MEAN			STANDARD DEVIATION		
	F	M	TOT	F	M	TOT	F	M	TOT	F	M	TOT	F	M	TOT	F	M	TOT
Trashigang	272	295	567	272	294	566	0	1	1	100.00	99.66	99.82	62.42	63.52	62.99	7.71	9.04	8.44
Trashiyangtse	68	109	177	68	109	177	0	0	0	100.00	100.00	100.00	62.10	62.05	62.07	7.16	7.76	7.52
Trongsa	30	62	92	30	61	91	0	1	1	100.00	98.39	98.91	63.13	59.60	60.75	8.42	10.43	9.92
Tsirang	100	114	214	98	107	205	2	7	9	98.00	93.86	95.79	54.14	53.12	53.60	8.79	9.21	9.01
Wangdue Phodrang	109	73	182	109	73	182	0	0	0	100.00	100.00	100.00	58.47	57.42	58.05	8.32	9.84	8.95
Zhemgang	70	97	167	70	97	167	0	0	0	100.00	100.00	100.00	63.26	65.22	64.40	8.42	9.17	8.89

DZONGKHA RIZHUNG

DZONGKHAG	APPEARED			PASS			FAIL			PASS PERCENTAGE			MEAN			STANDARD DEVIATION		
	F	M	TOT	F	M	TOT	F	M	TOT	F	M	TOT	F	M	TOT	F	M	TOT
Bumthang	33	22	55	33	22	55	0	0	0	100.00	100.00	100.00	60.36	58.91	59.78	11.40	9.93	10.76
Chhukha	23	8	31	23	8	31	0	0	0	100.00	100.00	100.00	53.78	54.25	53.90	6.65	10.85	7.74
Haa	30	18	48	24	18	42	6	0	6	80.00	100.00	87.50	54.77	60.56	56.94	14.16	9.83	12.91
Mongar	23	31	54	23	31	54	0	0	0	100.00	100.00	100.00	60.57	66.61	64.04	11.86	10.65	11.47
Paro	33	17	50	33	17	50	0	0	0	100.00	100.00	100.00	55.73	57.65	56.38	8.06	6.82	7.65
Punakha	45	26	71	45	26	71	0	0	0	100.00	100.00	100.00	63.38	66.42	64.49	10.39	8.76	9.87
Samdrup Jongkhar	8	7	15	8	7	15	0	0	0	100.00	100.00	100.00	56.13	54.00	55.13	9.19	9.71	9.16
Samtse	10	0	10	10	0	10	0	0	0	100.00		100.00	62.90	0.00	62.90	3.90	0.00	3.90
Sarpang	40	22	62	37	22	59	3	0	3	92.50	100.00	95.16	51.93	55.82	53.31	10.62	9.76	10.41
Thimphu	94	46	140	90	44	134	4	2	6	95.74	95.65	95.71	55.07	56.07	55.40	9.11	10.38	9.52
Trashigang	4	9	13	4	9	13	0	0	0	100.00	100.00	100.00	59.50	66.11	64.08	3.87	6.33	6.37
Tsirang	6	6	12	6	6	12	0	0	0	100.00	100.00	100.00	62.33	54.83	58.58	9.69	11.02	10.64

DZONGKHAG	APPEARED			PASS			FAIL			PASS PERCENTAGE			MEAN			STANDARD DEVIATION		
	F	M	TOT	F	M	TOT	F	M	TOT	F	M	TOT	F	M	TOT	F	M	TOT
Wangdue Phodrang	11	4	15	11	4	15	0	0	0	100.00	100.00	100.00	63.82	54.50	61.33	10.52	5.45	10.18
Zhemgang	17	27	44	17	27	44	0	0	0	100.00	100.00	100.00	68.82	68.48	68.61	7.49	7.68	7.52

LITERATURE IN ENGLISH

DZONGKHAG	APPEARED			PASS			FAIL			PASS PERCENTAGE			MEAN			STANDARD DEVIATION		
	F	M	TOT	F	M	TOT	F	M	TOT	F	M	TOT	F	M	TOT	F	M	TOT
Thimphu	16	9	25	15	9	24	1	0	1	93.75	100.00	96.00	69.81	70.22	69.96	15.20	8.56	13.00

HISTORY

DZONGKHAG	APPEARED			PASS			FAIL			PASS PERCENTAGE			MEAN			STANDARD DEVIATION		
	F	M	TOT	F	M	TOT	F	M	TOT	F	M	TOT	F	M	TOT	F	M	TOT
Bumthang	82	54	136	46	34	80	36	20	56	56.10	62.96	58.82	42.83	45.93	44.06	17.82	17.34	17.63
Chhukha	109	83	192	51	47	98	58	36	94	46.79	56.63	51.04	38.13	43.17	40.31	16.56	16.39	16.63
Dagana	33	37	70	21	29	50	12	8	20	63.64	78.38	71.43	45.61	50.38	48.13	14.02	13.85	14.04
Haa	85	58	143	48	43	91	37	15	52	56.47	74.14	63.64	41.72	51.38	45.64	14.96	16.79	16.37
Lhuntse	29	30	59	20	24	44	9	6	15	68.97	80.00	74.58	50.97	50.37	50.66	15.46	18.23	16.78
Mongar	104	98	202	66	79	145	38	19	57	63.46	80.61	71.78	45.04	52.99	48.90	17.36	16.76	17.49
Paro	210	151	361	104	82	186	106	69	175	49.52	54.30	51.52	37.76	40.11	38.74	14.65	15.96	15.24
Pemagatshel	68	40	108	41	34	75	27	6	33	60.29	85.00	69.44	41.49	48.60	44.12	12.47	14.19	13.52
Punakha	205	140	345	176	120	296	29	20	49	85.85	85.71	85.80	53.01	55.25	53.92	14.43	14.07	14.31
Samdrup Jongkhar	99	88	187	34	47	81	65	41	106	34.34	53.41	43.32	33.64	42.57	37.84	15.54	17.78	17.18
Samtse	39	24	63	32	19	51	7	5	12	82.05	79.17	80.95	51.56	53.83	52.43	14.05	14.13	14.01
Sarpang	234	176	410	140	129	269	94	47	141	59.83	73.30	65.61	42.74	48.84	45.35	15.60	15.29	15.74



DZONGKHAG	APPEARED			PASS			FAIL			PASS PERCENTAGE			MEAN			STANDARD DEVIATION		
	F	M	TOT	F	M	TOT	F	M	TOT	F	M	TOT	F	M	TOT	F	M	TOT
Thimphu	484	302	786	246	199	445	238	103	341	50.83	65.89	56.62	38.87	45.67	41.49	17.93	18.70	18.51
Trashigang	106	83	189	77	66	143	29	17	46	72.64	79.52	75.66	50.77	51.22	50.97	16.50	16.55	16.48
Trashiyangtse	19	20	39	15	18	33	4	2	6	78.95	90.00	84.62	50.47	57.70	54.18	13.14	15.20	14.52
Trongsa	8	19	27	1	10	11	7	9	16	12.50	52.63	40.74	31.25	41.32	38.33	6.74	12.87	12.20
Tsirang	62	59	121	60	55	115	2	4	6	96.77	93.22	95.04	61.47	58.88	60.21	11.04	11.62	11.35
Wangdue Phodrang	43	25	68	34	19	53	9	6	15	79.07	76.00	77.94	51.79	49.00	50.76	15.96	13.64	15.10
Zhemgang	34	44	78	24	38	62	10	6	16	70.59	86.36	79.49	50.38	55.02	53.00	17.43	14.53	15.92

GEOGRAPHY

DZONGKHAG	APPEARED			PASS			FAIL			PASS PERCENTAGE			MEAN			STANDARD DEVIATION		
	F	M	TOT	F	M	TOT	F	M	TOT	F	M	TOT	F	M	TOT	F	M	TOT
Bumthang	83	54	137	83	54	137	0	0	0	100.00	100.00	100.00	69.84	69.28	69.62	9.14	9.23	9.15
Chhukha	110	83	193	105	79	184	5	4	9	95.45	95.18	95.34	59.86	61.46	60.55	11.86	11.57	11.73
Dagana	33	37	70	33	37	70	0	0	0	100.00	100.00	100.00	69.03	71.03	70.09	6.57	7.10	6.88
Haa	90	69	159	90	68	158	0	1	1	100.00	98.55	99.37	63.09	67.20	64.87	9.82	10.50	10.30
Lhuntse	29	30	59	29	30	59	0	0	0	100.00	100.00	100.00	72.38	69.83	71.08	7.23	10.43	9.02
Mongar	110	107	217	108	106	214	2	1	3	98.18	99.07	98.62	68.80	70.33	69.55	11.04	10.02	10.55
Paro	214	153	367	207	147	354	7	6	13	96.73	96.08	96.46	59.90	58.78	59.43	11.21	11.59	11.37
Pemagatshel	68	40	108	68	40	108	0	0	0	100.00	100.00	100.00	66.91	71.55	68.63	7.21	7.66	7.68
Punakha	207	142	349	207	142	349	0	0	0	100.00	100.00	100.00	71.92	69.87	71.09	7.48	8.05	7.77
Samdrup Jongkhar	112	105	217	107	105	212	5	0	5	95.54	100.00	97.70	59.52	64.55	61.95	11.50	10.06	11.09
Samtse	39	24	63	39	24	63	0	0	0	100.00	100.00	100.00	70.51	71.75	70.98	7.61	5.07	6.74

DZONGKHAG	APPEARED			PASS			FAIL			PASS PERCENTAGE			MEAN			STANDARD DEVIATION		
	F	M	TOT	F	M	TOT	F	M	TOT	F	M	TOT	F	M	TOT	F	M	TOT
Sarpang	237	178	415	236	175	411	1	3	4	99.58	98.31	99.04	62.90	64.91	63.76	11.26	9.69	10.65
Thimphu	573	358	931	566	354	920	7	4	11	98.78	98.88	98.82	61.97	64.36	62.89	10.69	10.65	10.73
Trashigang	121	92	213	121	92	213	0	0	0	100.00	100.00	100.00	71.36	71.72	71.52	8.86	7.97	8.47
Trashiyangtse	20	23	43	20	23	43	0	0	0	100.00	100.00	100.00	73.15	74.04	73.63	6.82	8.78	7.85
Trongsa	8	19	27	8	19	27	0	0	0	100.00	100.00	100.00	70.75	71.32	71.15	3.15	4.77	4.30
Tsirang	62	59	121	62	59	121	0	0	0	100.00	100.00	100.00	76.02	75.36	75.69	6.13	6.23	6.16
Wangdue Phodrang	43	25	68	43	25	68	0	0	0	100.00	100.00	100.00	69.67	66.08	68.35	8.46	6.79	8.03
Zhemgang	34	44	78	34	44	78	0	0	0	100.00	100.00	100.00	72.26	72.34	72.31	7.99	6.43	7.11

ECONOMICS

DZONGKHAG	APPEARED			PASS			FAIL			PASS PERCENTAGE			MEAN			STANDARD DEVIATION		
	F	M	TOT	F	M	TOT	F	M	TOT	F	M	TOT	F	M	TOT	F	M	TOT
Bumthang	117	63	180	81	38	119	36	25	61	69.23	60.32	66.11	44.22	42.87	43.75	12.39	14.47	13.13
Chhukha	208	192	400	115	98	213	93	94	187	55.29	51.04	53.25	39.45	38.39	38.94	14.16	15.03	14.58
Dagana	46	55	101	32	34	66	14	21	35	69.57	61.82	65.35	44.65	43.25	43.89	12.17	11.97	12.02
Haa	124	132	256	87	86	173	37	46	83	70.16	65.15	67.58	48.24	49.33	48.80	15.74	18.75	17.33
Lhuntse	46	48	94	32	35	67	14	13	27	69.57	72.92	71.28	46.87	45.46	46.15	13.12	13.33	13.17
Mongar	126	124	250	79	72	151	47	52	99	62.70	58.06	60.40	44.33	44.31	44.32	14.48	15.23	14.83
Paro	373	288	661	190	128	318	183	160	343	50.94	44.44	48.11	39.10	36.64	38.03	13.76	15.15	14.42
Pemagatshel	76	48	124	56	33	89	20	15	35	73.68	68.75	71.77	44.43	43.79	44.19	10.92	14.04	12.17
Punakha	159	96	255	139	65	204	20	31	51	87.42	67.71	80.00	52.33	46.60	50.18	13.32	14.77	14.13
Samdrup Jongkhar	160	131	291	74	51	125	86	80	166	46.25	38.93	42.96	35.96	35.23	35.63	14.88	14.76	14.80
Samtse	52	52	104	36	26	62	16	26	42	69.23	50.00	59.62	42.46	38.71	40.59	11.09	12.47	11.90



DZONGKHAG	APPEARED			PASS			FAIL			PASS PERCENTAGE			MEAN			STANDARD DEVIATION		
	F	M	TOT	F	M	TOT	F	M	TOT	F	M	TOT	F	M	TOT	F	M	TOT
Sarpang	312	242	554	193	153	346	119	89	208	61.86	63.22	62.45	43.01	45.26	43.99	14.01	16.02	14.95
Thimphu	995	673	1668	558	368	926	437	305	742	56.08	54.68	55.52	40.52	40.46	40.49	13.12	14.24	13.58
Trashigang	137	98	235	103	57	160	34	41	75	75.18	58.16	68.09	49.01	41.81	46.00	14.59	17.48	16.22
Trashiyangtse	33	42	75	29	36	65	4	6	10	87.88	85.71	86.67	49.88	52.07	51.11	11.59	12.38	12.01
Trongsa	8	19	27	5	7	12	3	12	15	62.50	36.84	44.44	39.63	35.68	36.85	10.13	12.33	11.67
Tsirang	80	80	160	67	50	117	13	30	43	83.75	62.50	73.13	51.83	45.51	48.67	14.44	16.42	15.74
Wangdue Phodrang	67	36	103	48	22	70	19	14	33	71.64	61.11	67.96	44.99	42.64	44.17	13.02	12.42	12.80
Zhemgang	43	50	93	20	30	50	23	20	43	46.51	60.00	53.76	38.28	42.12	40.34	12.41	12.14	12.35

COMMERCE

DZONGKHAG	APPEARED			PASS			FAIL			PASS PERCENTAGE			MEAN			STANDARD DEVIATION		
	F	M	TOT	F	M	TOT	F	M	TOT	F	M	TOT	F	M	TOT	F	M	TOT
Bumthang	57	48	105	47	30	77	10	18	28	82.46	62.50	73.33	51.79	45.85	49.08	14.53	15.70	15.29
Chhukha	162	166	328	90	89	179	72	77	149	55.56	53.61	54.57	41.36	39.67	40.51	14.57	15.19	14.89
Dagana	21	28	49	15	19	34	6	9	15	71.43	67.86	69.39	46.86	42.39	44.31	13.68	13.53	13.64
Haa	71	104	175	65	90	155	6	14	20	91.55	86.54	88.57	57.17	54.40	55.53	13.04	13.60	13.41
Lhuntse	17	22	39	12	16	28	5	6	11	70.59	72.73	71.79	48.29	44.41	46.10	11.18	11.12	11.17
Mongar	48	61	109	44	49	93	4	12	16	91.67	80.33	85.32	53.44	49.13	51.03	15.59	14.68	15.17
Paro	212	194	406	140	110	250	72	84	156	66.04	56.70	61.58	43.23	40.94	42.14	14.65	17.26	15.97
Pemagatshel	11	15	26	11	11	22	0	4	4	100.00	73.33	84.62	56.18	49.67	52.42	9.37	12.72	11.68
Punakha	136	125	261	113	94	207	23	31	54	83.09	75.20	79.31	49.99	47.14	48.63	11.93	15.04	13.56
Samdrup Jongkhar	66	62	128	50	40	90	16	22	38	75.76	64.52	70.31	48.17	44.11	46.20	16.58	18.76	17.72

DZONGKHAG	APPEARED			PASS			FAIL			PASS PERCENTAGE			MEAN			STANDARD DEVIATION		
	F	M	TOT	F	M	TOT	F	M	TOT	F	M	TOT	F	M	TOT	F	M	TOT
Samtse	27	33	60	22	21	43	5	12	17	81.48	63.64	71.67	50.04	43.58	46.48	12.05	13.85	13.36
Sarpang	172	185	357	136	136	272	36	49	85	79.07	73.51	76.19	48.81	48.09	48.44	13.65	15.16	14.44
Thimphu	615	503	1118	460	315	775	155	188	343	74.80	62.62	69.32	46.51	43.36	45.09	13.62	15.07	14.37
Trashigang	56	58	114	50	47	97	6	11	17	89.29	81.03	85.09	51.84	49.00	50.39	12.27	13.69	13.04
Trashiyangtse	18	25	43	11	13	24	7	12	19	61.11	52.00	55.81	39.39	37.56	38.33	11.41	11.22	11.20
Tsirang	18	21	39	17	18	35	1	3	4	94.44	85.71	89.74	50.44	49.48	49.92	11.14	13.26	12.18
Wangdue Phodrang	35	18	53	29	12	41	6	6	12	82.86	66.67	77.36	49.37	41.50	46.70	12.18	7.77	11.44
Zhemgang	13	15	28	11	12	23	2	3	5	84.62	80.00	82.14	44.69	48.73	46.86	10.94	12.13	11.56

ACCOUNTANCY

DZONGKHAG	APPEARED			PASS			FAIL			PASS PERCENTAGE			MEAN			STANDARD DEVIATION		
	F	M	TOT	F	M	TOT	F	M	TOT	F	M	TOT	F	M	TOT	F	M	TOT
Bumthang	57	48	105	53	40	93	4	8	12	92.98	83.33	88.57	55.65	56.08	55.85	12.90	16.65	14.66
Chhukha	162	166	328	125	115	240	37	51	88	77.16	69.28	73.17	46.56	47.05	46.81	12.71	15.28	14.05
Dagana	21	28	49	18	17	35	3	11	14	85.71	60.71	71.43	45.81	42.11	43.69	9.05	11.90	10.83
Haa	71	104	175	71	102	173	0	2	2	100.00	98.08	98.86	64.44	65.06	64.81	11.56	13.24	12.55
Lhuntse	17	22	39	17	22	39	0	0	0	100.00	100.00	100.00	63.71	61.91	62.69	11.68	9.23	10.26
Mongar	48	61	109	45	48	93	3	13	16	93.75	78.69	85.32	56.79	51.62	53.90	15.04	15.68	15.55
Paro	212	194	406	176	136	312	36	58	94	83.02	70.10	76.85	51.69	47.87	49.86	14.71	17.06	15.97
Pemagatshel	11	15	26	11	14	25	0	1	1	100.00	93.33	96.15	64.82	54.67	58.96	7.39	13.11	12.01
Punakha	136	125	261	135	120	255	1	5	6	99.26	96.00	97.70	68.98	68.10	68.56	11.65	13.66	12.64
Samdrup Jongkhar	66	62	128	58	39	97	8	23	31	87.88	62.90	75.78	51.65	47.37	49.58	11.70	16.48	14.33



DZONGKHAG	APPEARED			PASS			FAIL			PASS PERCENTAGE			MEAN			STANDARD DEVIATION		
	F	M	TOT	F	M	TOT	F	M	TOT	F	M	TOT	F	M	TOT	F	M	TOT
Samtse	27	33	60	24	24	48	3	9	12	88.89	72.73	80.00	54.48	47.82	50.82	13.28	13.39	13.64
Sarpang	172	183	355	138	150	288	34	33	67	80.23	81.97	81.13	51.60	53.12	52.38	14.46	15.32	14.91
Thimphu	615	503	1118	511	354	865	104	149	253	83.09	70.38	77.37	50.85	47.98	49.56	14.06	16.56	15.30
Trashigang	56	58	114	53	46	99	3	12	15	94.64	79.31	86.84	57.32	51.19	54.20	12.21	14.50	13.71
Trashiyangtse	18	25	43	11	11	22	7	14	21	61.11	44.00	51.16	41.17	37.52	39.05	11.32	12.97	12.30
Tsirang	18	21	39	18	21	39	0	0	0	100.00	100.00	100.00	61.61	61.81	61.72	12.83	11.29	11.86
Wangdue Phodrang	35	18	53	31	12	43	4	6	10	88.57	66.67	81.13	48.46	46.39	47.75	10.15	13.25	11.21
Zhemgang	13	15	28	12	14	26	1	1	2	92.31	93.33	92.86	51.38	56.13	53.93	13.85	11.66	12.71

MATHEMATICS

DZONGKHAG	APPEARED			PASS			FAIL			PASS PERCENTAGE			MEAN			STANDARD DEVIATION		
	F	M	TOT	F	M	TOT	F	M	TOT	F	M	TOT	F	M	TOT	F	M	TOT
Bumthang	8	17	25	7	17	24	1	0	1	87.50	100.00	96.00	57.50	63.06	61.28	20.59	13.22	15.72
Chhukha	69	123	192	50	95	145	19	28	47	72.46	77.24	75.52	49.36	51.98	51.04	19.44	19.22	19.29
Dagana	15	22	37	7	17	24	8	5	13	46.67	77.27	64.86	37.73	48.86	44.35	9.06	13.33	12.89
Haa	29	57	86	25	48	73	4	9	13	86.21	84.21	84.88	53.66	55.25	54.71	14.49	17.10	16.20
Lhuntse	5	15	20	5	15	20	0	0	0	100.00	100.00	100.00	74.00	67.47	69.10	9.62	11.57	11.25
Mongar	22	56	78	19	38	57	3	18	21	86.36	67.86	73.08	54.55	50.66	51.76	18.01	19.69	19.20
Paro	57	114	171	49	97	146	8	17	25	85.96	85.09	85.38	54.91	59.80	58.17	17.81	18.45	18.33
Pemagatshel	19	50	69	15	43	58	4	7	11	78.95	86.00	84.06	52.53	56.98	55.75	17.05	16.07	16.34
Punakha	52	120	172	46	111	157	6	9	15	88.46	92.50	91.28	64.31	67.80	66.74	17.56	17.61	17.61
Samdrup Jongkhar	38	86	124	28	61	89	10	25	35	73.68	70.93	71.77	54.24	51.51	52.35	18.00	18.92	18.61

DZONGKHAG	APPEARED			PASS			FAIL			PASS PERCENTAGE			MEAN			STANDARD DEVIATION		
	F	M	TOT	F	M	TOT	F	M	TOT	F	M	TOT	F	M	TOT	F	M	TOT
Samtse	33	58	91	26	46	72	7	12	19	78.79	79.31	79.12	49.39	55.41	53.23	15.54	20.83	19.22
Sarpang	40	79	119	35	62	97	5	17	22	87.50	78.48	81.51	54.10	51.94	52.66	13.68	18.88	17.28
Thimphu	189	278	467	159	219	378	30	59	89	84.13	78.78	80.94	55.03	54.45	54.69	17.30	19.17	18.42
Trashigang	40	88	128	34	78	112	6	10	16	85.00	88.64	87.50	57.22	64.09	61.95	17.76	18.52	18.49
Trashiyangtse	10	41	51	8	33	41	2	8	10	80.00	80.49	80.39	46.70	56.29	54.41	14.77	18.29	17.94
Trongsa	8	25	33	7	17	24	1	8	9	87.50	68.00	72.73	49.25	47.92	48.24	9.35	17.24	15.56
Tsirang	6	18	24	6	11	17	0	7	7	100.00	61.11	70.83	58.33	49.00	51.33	7.94	23.39	20.86
Wangdue Phodrang	6	19	25	6	13	19	0	6	6	100.00	68.42	76.00	61.33	49.37	52.24	15.77	19.24	18.88
Zhemgang	7	27	34	5	22	27	2	5	7	71.43	81.48	79.41	46.86	58.93	56.44	14.25	17.60	17.48

PHYSICS

DZONGKHAG	APPEARED			PASS			FAIL			PASS PERCENTAGE			MEAN			STANDARD DEVIATION		
	F	M	TOT	F	M	TOT	F	M	TOT	F	M	TOT	F	M	TOT	F	M	TOT
Bumthang	12	30	42	12	30	42	0	0	0	100.00	100.00	100.00	56.17	61.70	60.12	12.95	10.16	11.15
Chhukha	111	142	253	95	128	223	16	14	30	85.59	90.14	88.14	47.34	50.91	49.34	10.45	12.49	11.75
Dagana	32	47	79	28	39	67	4	8	12	87.50	82.98	84.81	45.47	48.89	47.51	8.63	10.28	9.74
Haa	55	68	123	52	66	118	3	2	5	94.55	97.06	95.93	52.51	60.22	56.77	8.96	11.50	11.09
Lhuntse	11	25	36	11	25	36	0	0	0	100.00	100.00	100.00	58.64	58.40	58.47	13.72	11.43	11.97
Mongar	53	91	144	48	87	135	5	4	9	90.57	95.60	93.75	51.47	54.02	53.08	10.80	11.01	10.96
Paro	119	155	274	116	150	266	3	5	8	97.48	96.77	97.08	54.93	58.59	57.00	11.83	13.43	12.87
Pemagatshel	38	88	126	33	83	116	5	5	10	86.84	94.32	92.06	49.76	57.44	55.13	12.84	13.27	13.56
Punakha	106	159	265	106	157	263	0	2	2	100.00	98.74	99.25	65.34	70.94	68.70	13.56	13.99	14.06



DZONGKHAG	APPEARED			PASS			FAIL			PASS PERCENTAGE			MEAN			STANDARD DEVIATION		
	F	M	TOT	F	M	TOT	F	M	TOT	F	M	TOT	F	M	TOT	F	M	TOT
Samdrup Jongkhar	77	108	185	72	102	174	5	6	11	93.51	94.44	94.05	50.64	54.99	53.18	9.08	12.53	11.40
Samtse	70	83	153	63	75	138	7	8	15	90.00	90.36	90.20	51.04	52.95	52.08	10.76	12.86	11.95
Sarpang	83	126	209	68	112	180	15	14	29	81.93	88.89	86.12	50.07	55.60	53.40	12.35	14.85	14.14
Thimphu	312	364	676	285	335	620	27	29	56	91.35	92.03	91.72	54.81	56.90	55.93	12.91	13.67	13.35
Trashigang	95	145	240	93	140	233	2	5	7	97.89	96.55	97.08	51.94	60.79	57.29	9.99	14.80	13.79
Trashiyangtse	30	61	91	26	61	87	4	0	4	86.67	100.00	95.60	44.03	53.00	50.04	6.85	10.43	10.28
Trongsa	22	43	65	21	43	64	1	0	1	95.45	100.00	98.46	53.00	55.79	54.85	13.67	11.06	11.97
Tsirang	20	34	54	18	33	51	2	1	3	90.00	97.06	94.44	52.30	52.12	52.19	9.89	12.16	11.27
Wangdue Phodrang	31	30	61	27	25	52	4	5	9	87.10	83.33	85.25	48.13	46.57	47.36	9.55	9.52	9.49
Zhemgang	23	38	61	23	36	59	0	2	2	100.00	94.74	96.72	48.39	62.13	56.95	6.19	13.91	13.36

CHEMISTRY

DZONGKHAG	APPEARED			PASS			FAIL			PASS PERCENTAGE			MEAN			STANDARD DEVIATION		
	F	M	TOT	F	M	TOT	F	M	TOT	F	M	TOT	F	M	TOT	F	M	TOT
Bumthang	12	30	42	12	30	42	0	0	0	100.00	100.00	100.00	53.92	57.93	56.79	10.93	9.11	9.70
Chhukha	111	142	253	83	99	182	28	43	71	74.77	69.72	71.94	45.93	45.64	45.77	11.54	11.95	11.75
Dagana	32	47	79	19	36	55	13	11	24	59.38	76.60	69.62	41.34	45.02	43.53	6.74	8.34	7.90
Lhuntse	55	68	123	49	63	112	6	5	11	89.09	92.65	91.06	47.04	48.44	47.81	7.26	8.69	8.08
Mongar	11	25	36	11	25	36	0	0	0	100.00	100.00	100.00	58.91	57.92	58.22	13.88	9.90	11.07
Paro	53	91	144	43	76	119	10	15	25	81.13	83.52	82.64	47.40	47.89	47.71	10.76	11.09	10.94
Pemagatshel	119	155	274	107	138	245	12	17	29	89.92	89.03	89.42	50.27	49.81	50.01	9.43	10.87	10.26
Pemagatshel	38	88	126	30	79	109	8	9	17	78.95	89.77	86.51	45.08	49.15	47.92	8.96	9.30	9.35

DZONGKHAG	APPEARED			PASS			FAIL			PASS PERCENTAGE			MEAN			STANDARD DEVIATION		
	F	M	TOT	F	M	TOT	F	M	TOT	F	M	TOT	F	M	TOT	F	M	TOT
Punakha	106	159	265	106	155	261	0	4	4	100.00	97.48	98.49	57.97	60.09	59.25	9.37	10.92	10.36
Samdrup Jongkhar	77	108	185	65	92	157	12	16	28	84.42	85.19	84.86	45.31	46.17	45.81	7.61	8.89	8.37
Samtse	70	83	153	67	65	132	3	18	21	95.71	78.31	86.27	49.80	46.78	48.16	9.28	12.09	10.96
Sarpang	83	126	209	73	109	182	10	17	27	87.95	86.51	87.08	49.86	51.83	51.04	10.14	11.39	10.93
Thimphu	312	364	676	287	312	599	25	52	77	91.99	85.71	88.61	51.50	49.75	50.56	10.31	11.33	10.90
Trashigang	95	145	240	87	136	223	8	9	17	91.58	93.79	92.92	47.68	52.23	50.43	8.56	11.89	10.90
Trashiyangtse	30	61	91	22	53	75	8	8	16	73.33	86.89	82.42	41.50	45.38	44.10	5.22	8.70	7.91
Trongsa	22	43	65	19	40	59	3	3	6	86.36	93.02	90.77	48.55	48.88	48.77	11.60	9.17	9.97
Tsirang	20	34	54	15	22	37	5	12	17	75.00	64.71	68.52	42.45	42.15	42.26	7.44	9.98	9.05
Wangdue Phodrang	31	30	61	30	23	53	1	7	8	96.77	76.67	86.89	47.77	44.10	45.97	8.23	7.04	7.83
Zhemgang	23	38	61	23	38	61	0	0	0	100.00	100.00	100.00	47.70	53.66	51.41	4.50	9.36	8.36

BIOLOGY

DZONGKHAG	APPEARED			PASS			FAIL			PASS PERCENTAGE			MEAN			STANDARD DEVIATION		
	F	M	TOT	F	M	TOT	F	M	TOT	F	M	TOT	F	M	TOT	F	M	TOT
Bumthang	4	14	18	4	14	18	0	0	0	100.00	100.00	100.00	49.00	61.07	58.39	5.83	10.22	10.61
Chhukha	58	30	88	49	25	74	9	5	14	84.48	83.33	84.09	49.48	51.23	50.08	11.83	11.35	11.63
Dagana	17	25	42	16	23	39	1	2	3	94.12	92.00	92.86	48.12	51.08	49.88	9.78	11.23	10.64
Haa	30	13	43	29	12	41	1	1	2	96.67	92.31	95.35	51.07	56.46	52.70	7.77	11.07	9.11
Lhuntse	6	10	16	6	10	16	0	0	0	100.00	100.00	100.00	57.50	65.50	62.50	8.17	10.30	10.09
Mongar	34	34	68	32	34	66	2	0	2	94.12	100.00	97.06	53.59	57.94	55.76	10.53	10.64	10.73



DZONGKHAG	APPEARED			PASS			FAIL			PASS PERCENTAGE			MEAN			STANDARD DEVIATION		
	F	M	TOT	F	M	TOT	F	M	TOT	F	M	TOT	F	M	TOT	F	M	TOT
Paro	65	45	110	60	43	103	5	2	7	92.31	95.56	93.64	57.48	55.89	56.83	12.88	10.86	12.07
Pemagatshel	20	39	59	19	38	57	1	1	2	95.00	97.44	96.61	51.20	56.64	54.80	9.08	11.24	10.80
Punakha	55	43	98	55	43	98	0	0	0	100.00	100.00	100.00	63.13	67.60	65.09	8.69	9.78	9.41
Samdrup Jongkhar	39	22	61	37	22	59	2	0	2	94.87	100.00	96.72	57.36	62.18	59.10	10.26	10.13	10.40
Samtse	43	26	69	40	25	65	3	1	4	93.02	96.15	94.20	61.30	55.58	59.14	14.08	12.81	13.81
Sarpang	46	56	102	41	49	90	5	7	12	89.13	87.50	88.24	59.24	62.55	61.06	15.70	18.06	17.04
Thimphu	194	124	318	176	111	287	18	13	31	90.72	89.52	90.25	56.56	56.34	56.47	12.82	13.19	12.95
Trashigang	57	57	114	56	54	110	1	3	4	98.25	94.74	96.49	56.88	60.88	58.88	9.39	12.87	11.40
Trashiyangtse	20	20	40	17	19	36	3	1	4	85.00	95.00	90.00	51.40	55.45	53.43	11.47	10.48	11.04
Trongsa	14	19	33	10	17	27	4	2	6	71.43	89.47	81.82	49.64	50.53	50.15	14.09	9.30	11.38
Tsirang	14	16	30	14	16	30	0	0	0	100.00	100.00	100.00	54.07	55.44	54.80	9.37	8.17	8.62
Wangdue Phodrang	25	14	39	25	12	37	0	2	2	100.00	85.71	94.87	57.68	49.00	54.56	7.89	8.75	9.13
Zhemgang	16	11	27	16	11	27	0	0	0	100.00	100.00	100.00	53.69	57.18	55.11	6.94	10.23	8.43

COMPUTER STUDIES

DZONGKHAG	APPEARED			PASS			FAIL			PASS PERCENTAGE			MEAN			STANDARD DEVIATION		
	F	M	TOT	F	M	TOT	F	M	TOT	F	M	TOT	F	M	TOT	F	M	TOT
Bumthang	4	10	14	4	10	14	0	0	0	100.00	100.00	100.00	66.75	63.10	64.14	5.56	7.81	7.23
Chhukha	16	18	34	8	13	21	8	5	13	50.00	72.22	61.76	36.25	40.17	38.32	14.34	12.31	13.25
Haa	10	18	28	8	17	25	2	1	3	80.00	94.44	89.29	50.90	59.89	56.68	15.18	11.74	13.52
Mongar	2	8	10	2	7	9	0	1	1	100.00	87.50	90.00	54.00	57.00	56.40	9.90	13.07	12.06
Paro	44	44	88	38	30	68	6	14	20	86.36	68.18	77.27	48.59	47.61	48.10	10.18	13.94	12.15
Punakha	21	28	49	21	28	49	0	0	0	100.00	100.00	100.00	63.62	63.46	63.53	10.84	9.08	9.76

DZONGKHAG	APPEARED			PASS			FAIL			PASS PERCENTAGE			MEAN			STANDARD DEVIATION		
	F	M	TOT	F	M	TOT	F	M	TOT	F	M	TOT	F	M	TOT	F	M	TOT
Samdrup Jongkhar	2	8	10	1	6	7	1	2	3	50.00	75.00	70.00	37.50	42.75	41.70	9.19	13.89	12.82
Sarpang	29	28	57	27	25	52	2	3	5	93.10	89.29	91.23	52.52	55.21	53.84	13.97	10.49	12.35
Thimphu	100	108	208	77	84	161	23	24	47	77.00	77.78	77.40	46.57	50.33	48.52	12.75	15.98	14.60
Wangdue Phodrang	0	1	1	0	0	0	0	1	1	0	0	0	0.00	34.00	34.00	0.00	.	.

BUSINESS MATHEMATICS

DZONGKHAG	APPEARED			PASS			FAIL			PASS PERCENTAGE			MEAN			STANDARD DEVIATION		
	F	M	TOT	F	M	TOT	F	M	TOT	F	M	TOT	F	M	TOT	F	M	TOT
Bumthang	61	50	111	55	48	103	6	2	8	90.16	96.00	92.79	59.54	68.08	63.39	18.20	16.76	18.00
Chhukha	191	185	376	145	135	280	46	50	96	75.92	72.97	74.47	50.79	50.49	50.64	17.17	18.71	17.92
Dagana	25	30	55	17	20	37	8	10	18	68.00	66.67	67.27	46.68	45.50	46.04	15.18	13.81	14.32
Haa	95	122	217	88	109	197	7	13	20	92.63	89.34	90.78	64.45	69.93	67.53	16.85	19.81	18.73
Lhuntse	26	26	52	26	26	52	0	0	0	100.00	100.00	100.00	72.58	72.92	72.75	12.70	8.06	10.53
Mongar	59	72	131	51	56	107	8	16	24	86.44	77.78	81.68	54.22	52.74	53.40	16.24	19.95	18.32
Paro	256	220	476	171	154	325	85	66	151	66.80	70.00	68.28	49.96	53.31	51.51	20.86	22.19	21.52
Pemagatshel	62	37	99	59	32	91	3	5	8	95.16	86.49	91.92	58.23	57.95	58.12	13.11	17.17	14.67
Punakha	164	143	307	141	120	261	23	23	46	85.98	83.92	85.02	59.60	61.57	60.51	19.10	20.05	19.54
Samdrup Jongkhar	94	84	178	74	60	134	20	24	44	78.72	71.43	75.28	50.04	49.00	49.55	14.74	20.34	17.56
Samtse	28	33	61	25	20	45	3	13	16	89.29	60.61	73.77	54.93	44.27	49.16	17.00	20.85	19.76
Sarpang	218	218	436	154	172	326	64	46	110	70.64	78.90	74.77	49.96	54.03	52.00	17.58	19.33	18.57
Thimphu	807	625	1432	612	455	1067	195	170	365	75.84	72.80	74.51	50.83	52.04	51.35	17.46	19.47	18.37
Trashigang	85	82	167	74	61	135	11	21	32	87.06	74.39	80.84	52.00	52.41	52.20	14.63	18.10	16.38



DZONGKHAG	APPEARED			PASS			FAIL			PASS PERCENTAGE			MEAN			STANDARD DEVIATION		
	F	M	TOT	F	M	TOT	F	M	TOT	F	M	TOT	F	M	TOT	F	M	TOT
Trashiyangtse	19	30	49	17	25	42	2	5	7	89.47	83.33	85.71	50.79	52.37	51.76	12.65	14.80	13.89
Trongsa	1	7	8	1	4	5	0	3	3	100.00	57.14	62.50	59.00	44.86	46.63	.	17.13	16.63
Tsirang	29	36	65	22	24	46	7	12	19	75.86	66.67	70.77	49.72	47.14	48.29	13.30	20.86	17.80
Wangdue Phodrang	38	20	58	29	16	45	9	4	13	76.32	80.00	77.59	50.32	54.30	51.69	18.55	18.27	18.39
Zhemgang	21	18	39	18	16	34	3	2	5	85.71	88.89	87.18	48.00	59.61	53.36	12.82	13.81	14.36

AGRICULTURE FOR FOOD SECURITY

DZONGKHAG	APPEARED			PASS			FAIL			PASS PERCENTAGE			MEAN			STANDARD DEVIATION		
	F	M	TOT	F	M	TOT	F	M	TOT	F	M	TOT	F	M	TOT	F	M	TOT
Dagana	15	21	36	15	21	36	0	0	0	100.00	100.00	100.00	66.13	64.90	65.42	2.75	5.85	4.79
Haa	1	9	10	1	9	10	0	0	0	100.00	100.00	100.00	76.00	66.22	67.20	.	9.23	9.24
Lhuntse	4	11	15	4	11	15	0	0	0	100.00	100.00	100.00	71.25	67.36	68.40	2.99	8.61	7.61
Mongar	5	9	14	5	9	14	0	0	0	100.00	100.00	100.00	68.80	68.33	68.50	8.17	7.48	7.42
Pemagatshel	3	5	8	3	5	8	0	0	0	100.00	100.00	100.00	63.00	60.40	61.37	7.81	6.23	6.44
Punakha	11	6	17	11	6	17	0	0	0	100.00	100.00	100.00	66.64	62.17	65.06	5.24	6.05	5.78
Samdrup Jongkhar	15	5	20	15	5	20	0	0	0	100.00	100.00	100.00	64.53	67.40	65.25	4.19	5.32	4.53
Samtse	11	21	32	11	21	32	0	0	0	100.00	100.00	100.00	68.45	67.33	67.72	6.47	7.10	6.80
Sarpang	14	20	34	14	20	34	0	0	0	100.00	100.00	100.00	67.64	62.60	64.68	7.95	6.79	7.60
Trashigang	40	16	56	40	16	56	0	0	0	100.00	100.00	100.00	59.25	54.00	57.75	7.24	7.21	7.56
Trashiyangtse	18	1	19	18	1	19	0	0	0	100.00	100.00	100.00	75.72	88.00	76.37	8.25	.	8.49
Tsirang	17	23	40	17	23	40	0	0	0	100.00	100.00	100.00	65.94	74.52	70.88	8.26	5.62	8.02
Wangdue Phodrang	11	5	16	11	5	16	0	0	0	100.00	100.00	100.00	64.27	61.00	63.25	5.75	10.63	7.39

DZONGKHAG	APPEARED			PASS			FAIL			PASS PERCENTAGE			MEAN			STANDARD DEVIATION		
	F	M	TOT	F	M	TOT	F	M	TOT	F	M	TOT	F	M	TOT	F	M	TOT
Zhemgang	5	8	13	5	8	13	0	0	0	100.00	100.00	100.00	68.00	70.25	69.38	6.40	7.74	7.07

MEDIA STUDIES

DZONGKHAG	APPEARED			PASS			FAIL			PASS PERCENTAGE			MEAN			STANDARD DEVIATION		
	F	M	TOT	F	M	TOT	F	M	TOT	F	M	TOT	F	M	TOT	F	M	TOT
Bumthang	20	12	32	20	12	32	0	0	0	100.00	100.00	100.00	65.30	67.75	66.22	5.93	6.54	6.18
Chhukha	29	25	54	29	25	54	0	0	0	100.00	100.00	100.00	71.69	68.60	70.26	10.54	10.19	10.39
Dagana	31	22	53	30	22	52	1	0	1	96.77	100.00	98.11	65.45	65.14	65.32	9.89	4.94	8.14
Haa	10	6	16	10	6	16	0	0	0	100.00	100.00	100.00	64.40	63.83	64.19	4.62	8.93	6.29
Mongar	35	32	67	35	32	67	0	0	0	100.00	100.00	100.00	66.91	65.63	66.30	7.72	5.92	6.90
Pemagatshel	19	17	36	19	17	36	0	0	0	100.00	100.00	100.00	66.21	65.59	65.92	5.49	5.40	5.38
Punakha	19	4	23	19	4	23	0	0	0	100.00	100.00	100.00	70.11	73.25	70.65	5.16	8.62	5.78
Samdrup Jongkhar	11	21	32	11	21	32	0	0	0	100.00	100.00	100.00	66.64	66.24	66.38	4.63	6.63	5.94
Samtse	28	13	41	28	13	41	0	0	0	100.00	100.00	100.00	66.50	57.31	63.59	5.44	6.73	7.23
Sarpang	22	18	40	22	18	40	0	0	0	100.00	100.00	100.00	67.09	61.28	64.48	6.32	8.67	7.93
Thimphu	20	11	31	20	11	31	0	0	0	100.00	100.00	100.00	74.30	70.82	73.06	5.50	7.71	6.47
Trashigang	34	28	62	34	28	62	0	0	0	100.00	100.00	100.00	64.79	61.82	63.45	6.95	4.68	6.17
Trashiyangtse	15	6	21	15	6	21	0	0	0	100.00	100.00	100.00	69.27	65.67	68.24	6.43	9.87	7.49
Trongsa	6	3	9	6	3	9	0	0	0	100.00	100.00	100.00	70.83	64.67	68.78	4.62	4.16	5.22
Tsirang	28	11	39	28	11	39	0	0	0	100.00	100.00	100.00	74.96	70.45	73.69	4.23	5.85	5.10
Wangdue Phodrang	19	5	24	19	5	24	0	0	0	100.00	100.00	100.00	67.95	66.00	67.54	5.39	1.00	4.85
Zhemgang	7	9	16	7	9	16	0	0	0	100.00	100.00	100.00	64.00	61.11	62.38	3.37	6.37	5.33

1.5 SCHOOL WISE PERFORMANCE

DZONGKHAG	SCHOOL	APPEARED			PASS			PASS PERCENTAGE		
		TOT	F	M	TOT	F	M	TOT	F	M
Bumthang	Jakar HSS	163	87	76	158	84	74	96.93	96.55	97.37
	Sonam Kuenphen HSS	121	65	56	110	59	51	90.91	90.77	91.07
	Total	284	152	132	268	143	125	94.37	94.08	94.70
Chukha	Chukha CS	226	91	135	188	81	107	83.19	89.01	79.26
	Gedu HSS	73	31	42	52	21	31	71.23	67.74	73.81
	Norbu Academy	87	46	41	54	28	26	62.07	60.87	63.41
	Pakshikha CS	66	27	39	52	19	33	78.79	70.37	84.62
	Phuentsholing HSS	171	105	66	155	96	59	90.64	91.43	89.39
	Reldri HSS	151	83	68	91	52	39	60.26	62.65	57.35
	Total	774	383	391	592	297	295	76.49	77.55	75.45
Dagana	Daga HSS	110	47	63	96	43	53	87.27	91.49	84.13
	Drukjegang HSS	88	39	49	82	38	44	93.18	97.44	89.80
	Total	198	86	112	178	81	97	89.90	94.19	86.61
Haa	Gongzim Ugyen Dorji HSS	109	49	60	103	49	54	94.50	100.00	90.00
	Jampel HSS	348	167	181	310	144	166	89.08	86.23	91.71
	Total	457	216	241	413	193	220	90.37	89.35	91.29
Lhuntse	Lhuntse HSS	134	57	77	128	54	74	95.52	94.74	96.10
	Total	134	57	77	128	54	74	95.52	94.74	96.10
Mongar	Gyelpozhing CS	93	33	60	82	32	50	88.17	96.97	83.33
	Mongar HSS	119	55	64	117	55	62	98.32	100.00	96.88
	Sherub Reldri HSS	161	77	84	131	61	70	81.37	79.22	83.33
	Yadi HSS	97	46	51	89	41	48	91.75	89.13	94.12
	Total	470	211	259	419	189	230	89.15	89.57	88.80
Paro	Drukgyel CS	192	104	88	177	99	78	92.19	95.19	88.64
	Kuenga HSS	116	39	77	102	37	65	87.93	94.87	84.42
	Shari HSS	124	77	47	99	62	37	79.84	80.52	78.72
	Tenzin HSS	150	69	81	123	60	63	82.00	86.96	77.78
	Utpal HSS	248	145	103	196	120	76	79.03	82.76	73.79
	Yoezerling HSS	217	111	106	114	54	60	52.53	48.65	56.60
	Total	1047	545	502	811	432	379	77.46	79.27	75.50
Pemagatshel	Nangkor CS	200	92	108	193	88	105	96.50	95.65	97.22
	Nganglam HSS	60	25	35	51	22	29	85.00	88.00	82.86
	Total	260	117	143	244	110	134	93.85	94.02	93.71
Punakha	Dashiding HSS	74	45	29	65	40	25	87.84	88.89	86.21
	Punakha CS	283	136	147	262	132	130	92.58	97.06	88.44
	Ugyen Academy HSS	518	268	250	511	266	245	98.65	99.25	98.00
	Total	875	449	426	838	438	400	95.77	97.55	93.90
Samdrup Jongkhar	Dungsam Academy	268	131	137	174	84	90	64.93	64.12	65.69

DZONGKHAG	SCHOOL	APPEARED			PASS			PASS PERCENTAGE		
		TOT	F	M	TOT	F	M	TOT	F	M
	Karmaling HSS	113	43	70	109	43	66	96.46	100.00	94.29
	Orong HSS	149	81	68	131	75	56	87.92	92.59	82.35
	Total	530	255	275	414	202	212	78.11	79.22	77.09
Samtse	Peljorling HSS	63	32	31	59	31	28	93.65	96.88	90.32
	Samtse HSS	110	58	52	93	55	38	84.55	94.83	73.08
	Tendruk CS	103	46	57	96	45	51	93.20	97.83	89.47
	Total	276	136	140	248	131	117	89.86	96.32	83.57
Sarpang	Gelephu HSS	206	92	114	195	91	104	94.66	98.91	91.23
	Kuendrup HSS	490	266	224	360	189	171	73.47	71.05	76.34
	Losel Gyatsho Academy	163	83	80	140	69	71	85.89	83.13	88.75
	Sarpang CS	122	51	71	102	43	59	83.61	84.31	83.10
	Total	981	492	489	797	392	405	81.24	79.67	82.82
Thimphu	Dechhenchoeling HSS	63	32	31	51	29	22	80.95	90.63	70.97
	Kelki HSS	479	264	215	354	199	155	73.90	75.38	72.09
	Motithang HSS	305	196	109	279	187	92	91.48	95.41	84.40
	Nima HSS	514	283	231	433	233	200	84.24	82.33	86.58
	Pelkhil HSS	484	256	228	348	195	153	71.90	76.17	67.11
	Rinchen HSS	404	223	181	273	155	118	67.57	69.51	65.19
	Wangbama CS	80	36	44	52	27	25	65.00	75.00	56.82
	Yangchenphug HSS	396	210	186	365	204	161	92.17	97.14	86.56
	Total	2725	1500	1225	2155	1229	926	79.08	81.93	75.59
Trashigang	Jampeling HSS	114	54	60	103	52	51	90.35	96.30	85.00
	Jigme Sherubling Central School	134	60	74	132	59	73	98.51	98.33	98.65
	Ranjung CS	154	77	77	149	77	72	96.75	100.00	93.51
	Trashitse HSS	165	81	84	162	80	82	98.18	98.77	97.62
	Total	567	272	295	546	268	278	96.30	98.53	94.24
Trashiyangtse	Bayling CS	177	68	109	165	64	101	93.22	94.12	92.66
	Total	177	68	109	165	64	101	93.22	94.12	92.66
Trongsa	Sherubling CS	92	30	62	81	28	53	88.04	93.33	85.48
	Total	92	30	62	81	28	53	88.04	93.33	85.48
Tsirang	Damphu CS	214	100	114	204	98	106	95.33	98.00	92.98
	Total	214	100	114	204	98	106	95.33	98.00	92.98
Wangdue Phodrang	Bajothang HSS	82	50	32	73	47	26	89.02	94.00	81.25
	Gaselo CS	100	59	41	90	58	32	90.00	98.31	78.05
	Total	182	109	73	163	105	58	89.56	96.33	79.45
Zhemgang	Zhemgang CS	167	70	97	166	69	97	99.40	98.57	100.00
	Total	167	70	97	166	69	97	99.40	98.57	100.00

Zhemgang CS has the highest pass percentage with 99.4% followed by Ugyen Academy with 98.65% and Jigme Sherubling Central School with 98.51%.



1.6 OVERALL PERFORMANCE OF SCHOOLS DZONGKHAG WISE IN EACH SUBJECT

ENGLISH

DZONGKHAG	SCHOOL	APPEARED			PASS			FAIL			PASS PERCENTAGE			MEAN			STANDARD DEVIATION		
		F	M	TOT	F	M	TOT	F	M	TOT	F	M	TOT	F	M	TOT	F	M	TOT
Bumthang	Jakar HSS	87	76	163	86	75	161	1	1	2	98.85	98.68	98.77	54.06	51.92	53.06	7.52	7.48	7.55
	Sonam Kuenphen HSS	65	56	121	64	56	120	1	0	1	98.46	100.00	99.17	49.71	48.48	49.14	5.49	5.05	5.30
	Total	152	132	284	150	131	281	2	1	3	98.68	99.24	98.94	52.20	50.46	51.39	7.04	6.75	6.95
Chhukha	Chukha CS	91	135	226	91	135	226	0	0	0	100.00	100.00	100.00	55.89	53.44	54.43	6.66	6.20	6.49
	Gedu HSS	31	42	73	31	42	73	0	0	0	100.00	100.00	100.00	56.03	52.43	53.96	6.03	7.29	6.97
	Norbu Academy	46	41	87	43	39	82	3	2	5	93.48	95.12	94.25	46.85	46.02	46.46	5.42	5.50	5.44
	Pakshikha CS	27	39	66	27	38	65	0	1	1	100.00	97.44	98.48	49.85	48.95	49.32	5.09	5.59	5.37
	Phuentsholing HSS	105	66	171	105	66	171	0	0	0	100.00	100.00	100.00	57.08	53.32	55.63	6.53	6.45	6.73
	Reldri HSS	83	68	151	79	63	142	4	5	9	95.18	92.65	94.04	47.46	46.81	47.17	7.05	6.44	6.77
Total	383	391	774	376	383	759	7	8	15	98.17	97.95	98.06	52.89	50.93	51.90	7.75	6.95	7.41	
Dagana	Daga HSS	47	63	110	47	62	109	0	1	1	100.00	98.41	99.09	52.77	51.11	51.82	4.59	5.36	5.09
	Drukjegang HSS	39	49	88	39	49	88	0	0	0	100.00	100.00	100.00	53.90	50.78	52.16	4.70	5.68	5.46
	Total	86	112	198	86	111	197	0	1	1	100.00	99.11	99.49	53.28	50.96	51.97	4.65	5.48	5.25
Haa	Gongzim Ugyen Dorji HSS	49	60	109	49	60	109	0	0	0	100.00	100.00	100.00	55.24	52.37	53.66	5.57	6.30	6.13
	Jampel HSS	167	181	348	162	176	338	5	5	10	97.01	97.24	97.13	50.78	50.13	50.44	6.99	7.18	7.08
	Total	216	241	457	211	236	447	5	5	10	97.69	97.93	97.81	51.80	50.68	51.21	6.94	7.03	7.00
Lhuntse	Lhuntse HSS	57	77	134	57	76	133	0	1	1	100.00	98.70	99.25	53.23	51.21	52.07	6.72	7.19	7.04
	Total	57	77	134	57	76	133	0	1	1	100.00	98.70	99.25	53.23	51.21	52.07	6.72	7.19	7.04
Mongar	Gyelpozhing CS	33	60	93	33	60	93	0	0	0	100.00	100.00	100.00	57.12	53.12	54.54	5.58	6.32	6.33
	Mongar HSS	55	64	119	55	64	119	0	0	0	100.00	100.00	100.00	58.35	54.45	56.25	6.40	5.18	6.07
	Sherub Reldri HSS	77	84	161	74	81	155	3	3	6	96.10	96.43	96.27	49.45	48.40	48.91	6.69	5.91	6.30
	Yadi HSS	46	51	97	46	51	97	0	0	0	100.00	100.00	100.00	51.35	51.45	51.40	6.43	5.12	5.75
	Total	211	259	470	208	256	464	3	3	6	98.58	98.84	98.72	53.38	51.59	52.40	7.45	6.16	6.82

DZONGKHAG	SCHOOL	APPEARED			PASS			FAIL			PASS PERCENTAGE			MEAN			STANDARD DEVIATION		
		F	M	TOT	F	M	TOT	F	M	TOT	F	M	TOT	F	M	TOT	F	M	TOT
Paro	Drukgyel CS	104	88	192	104	87	191	0	1	1	100.00	98.86	99.48	56.57	52.77	54.83	7.32	7.04	7.42
	Kuenga HSS	39	77	116	39	73	112	0	4	4	100.00	94.81	96.55	53.41	48.81	50.35	6.86	6.42	6.90
	Shari HSS	77	47	124	77	47	124	0	0	0	100.00	100.00	100.00	54.32	54.89	54.54	6.50	5.49	6.12
	Tenzin HSS	69	81	150	66	76	142	3	5	8	95.65	93.83	94.67	49.09	47.80	48.39	6.95	7.01	6.99
	Utpal HSS	145	103	248	138	96	234	7	7	14	95.17	93.20	94.35	47.96	46.88	47.51	6.43	6.22	6.36
	Yoezerling HSS	111	106	217	108	98	206	3	8	11	97.30	92.45	94.93	47.54	45.79	46.69	6.61	6.42	6.56
	Total	545	502	1047	532	477	1009	13	25	38	97.61	95.02	96.37	50.95	48.88	49.96	7.64	7.15	7.48
Pemagatshel	Nangkor CS	92	108	200	91	108	199	1	0	1	98.91	100.00	99.50	55.30	54.12	54.67	6.45	6.42	6.44
	Nganglam HSS	25	35	60	25	35	60	0	0	0	100.00	100.00	100.00	52.96	48.91	50.60	4.95	4.57	5.10
	Total	117	143	260	116	143	259	1	0	1	99.15	100.00	99.62	54.80	52.85	53.73	6.22	6.41	6.39
Punakha	Dashiding HSS	45	29	74	44	29	73	1	0	1	97.78	100.00	98.65	50.58	50.93	50.72	5.88	6.08	5.92
	Punakha Central School	136	147	283	136	143	279	0	4	4	100.00	97.28	98.59	54.66	52.10	53.33	5.91	8.16	7.27
	Ugyen Academy	268	250	518	268	249	517	0	1	1	100.00	99.60	99.81	57.32	55.04	56.22	7.64	6.98	7.41
	Total	449	426	875	448	421	869	1	5	6	99.78	98.83	99.31	55.84	53.75	54.82	7.30	7.50	7.47
Samdrup Jongkhar	Dungsam Academy	131	137	268	122	127	249	9	10	19	93.13	92.70	92.91	48.04	47.81	47.92	7.43	6.61	7.01
	Karmaling HSS	43	70	113	43	69	112	0	1	1	100.00	98.57	99.12	51.26	53.40	52.58	5.63	6.19	6.05
	Orong HSS	81	68	149	81	67	148	0	1	1	100.00	98.53	99.33	51.95	50.40	51.24	6.44	5.61	6.10
	Total	255	275	530	246	263	509	9	12	21	96.47	95.64	96.04	49.82	49.87	49.85	7.07	6.66	6.86
Samtse	Peljorling HSS	32	31	63	32	31	63	0	0	0	100.00	100.00	100.00	56.53	53.58	55.08	6.19	4.88	5.74
	Samtse HSS	58	52	110	58	52	110	0	0	0	100.00	100.00	100.00	56.17	51.81	54.11	5.42	6.84	6.48
	Tendruk CS	46	57	103	46	57	103	0	0	0	100.00	100.00	100.00	50.83	50.88	50.85	5.07	5.14	5.08
	Total	136	140	276	136	140	276	0	0	0	100.00	100.00	100.00	54.45	51.82	53.12	6.04	5.83	6.07
Sarpang	Gelephu HSS	92	114	206	92	113	205	0	1	1	100.00	99.12	99.51	56.42	52.99	54.52	6.17	6.33	6.47
	Kuendrup HSS	266	224	490	253	210	463	13	14	27	95.11	93.75	94.49	47.53	48.20	47.84	6.63	6.77	6.69
	Losel Gyatsho Academy	83	80	163	83	79	162	0	1	1	100.00	98.75	99.39	48.52	46.51	47.53	6.31	4.95	5.76



DZONGKHAG	SCHOOL	APPEARED			PASS			FAIL			PASS PERCENTAGE			MEAN			STANDARD DEVIATION		
		F	M	TOT	F	M	TOT	F	M	TOT	F	M	TOT	F	M	TOT	F	M	TOT
	Sarpang CS	51	71	122	51	71	122	0	0	0	100.00	100.00	100.00	51.55	50.63	51.02	5.36	5.94	5.70
	Total	492	489	981	479	473	952	13	16	29	97.36	96.73	97.04	49.78	49.39	49.59	7.21	6.67	6.94
Thimphu	Dechenchoeling Higher Secondary	32	31	63	32	31	63	0	0	0	100.00	100.00	100.00	54.34	50.68	52.54	7.08	4.72	6.27
	Kelki HSS	264	215	479	251	204	455	13	11	24	95.08	94.88	94.99	48.24	48.43	48.32	6.18	6.27	6.22
	Motithang HSS	196	109	305	196	109	305	0	0	0	100.00	100.00	100.00	57.36	54.81	56.45	7.01	6.37	6.89
	Nima HSS	283	231	514	279	227	506	4	4	8	98.59	98.27	98.44	49.28	49.55	49.40	6.39	5.45	5.98
	Pelkhil HSS	256	228	484	251	221	472	5	7	12	98.05	96.93	97.52	50.55	49.82	50.20	7.09	6.55	6.84
	Rinchen HSS	223	181	404	209	157	366	14	24	38	93.72	86.74	90.59	46.44	45.69	46.10	5.98	7.26	6.59
	Wangbama CS	36	44	80	36	44	80	0	0	0	100.00	100.00	100.00	53.19	52.30	52.70	4.65	5.52	5.14
	Yangchenphug HSS	210	186	396	210	183	393	0	3	3	100.00	98.39	99.24	59.24	56.26	57.84	6.73	7.27	7.14
	Total	1500	1225	2725	1464	1176	2640	36	49	85	97.60	96.00	96.88	51.54	50.45	51.05	7.90	7.25	7.63
Trashigang	Jampeling HSS	54	60	114	53	57	110	1	3	4	98.15	95.00	96.49	51.89	48.87	50.30	4.73	6.14	5.70
	Jigme Sherubling CS	60	74	134	60	74	134	0	0	0	100.00	100.00	100.00	57.30	57.49	57.40	6.83	7.53	7.20
	Ranjung CS	77	77	154	77	77	154	0	0	0	100.00	100.00	100.00	57.82	52.32	55.07	6.83	5.39	6.72
	Trashitse HSS	81	84	165	81	83	164	0	1	1	100.00	98.81	99.39	50.38	48.96	49.66	5.15	5.39	5.30
	Total	272	295	567	271	291	562	1	4	5	99.63	98.64	99.12	54.31	51.96	53.09	6.84	7.04	7.04
Trashiyangtse	Bayling CS	68	109	177	68	108	176	0	1	1	100.00	99.08	99.44	54.60	50.68	52.19	7.13	6.56	7.03
	Total	68	109	177	68	108	176	0	1	1	100.00	99.08	99.44	54.60	50.68	52.19	7.13	6.56	7.03
Trongsa	Sherubling CS	30	62	92	30	62	92	0	0	0	100.00	100.00	100.00	55.53	50.81	52.35	8.09	5.00	6.53
	Total	30	62	92	30	62	92	0	0	0	100.00	100.00	100.00	55.53	50.81	52.35	8.09	5.00	6.53
Tsirang	Damphu CS	100	114	214	100	114	214	0	0	0	100.00	100.00	100.00	56.74	53.68	55.11	5.71	5.93	6.01
	Total	100	114	214	100	114	214	0	0	0	100.00	100.00	100.00	56.74	53.68	55.11	5.71	5.93	6.01
Wangdue Phodrang	Bajothang HSS	50	32	82	50	31	81	0	1	1	100.00	96.88	98.78	53.38	50.00	52.06	5.69	5.76	5.92
	Gaselo CS	59	41	100	59	40	99	0	1	1	100.00	97.56	99.00	50.47	48.85	49.81	6.00	5.72	5.91
	Total	109	73	182	109	71	180	0	2	2	100.00	97.26	98.90	51.81	49.36	50.82	6.01	5.73	6.00

DZONGKHAG	SCHOOL	APPEARED			PASS			FAIL			PASS PERCENTAGE			MEAN			STANDARD DEVIATION		
		F	M	TOT	F	M	TOT	F	M	TOT	F	M	TOT	F	M	TOT	F	M	TOT
Zhemgang	Zhemgang CS	70	97	167	70	97	167	0	0	0	100.00	100.00	100.00	54.33	53.63	53.92	6.49	5.91	6.15
	Total	70	97	167	70	97	167	0	0	0	100.00	100.00	100.00	54.33	53.63	53.92	6.49	5.91	6.15

DZONGKHA

DZONGKHAG	SCHOOL	APPEARED			PASS			FAIL			PASS PERCENTAGE			MEAN			STANDARD DEVIATION		
		F	M	TOT	F	M	TOT	F	M	TOT	F	M	TOT	F	M	TOT	F	M	TOT
Bumthang	Jakar HSS	87	76	163	87	76	163	0	0	0	100.00	100.00	100.00	59.00	59.86	59.40	7.67	7.60	7.62
	Sonam Kuenphen HSS	65	55	120	65	55	120	0	0	0	100.00	100.00	100.00	56.91	55.20	56.13	7.95	8.34	8.14
	Total	152	131	283	152	131	283	0	0	0	100.00	100.00	100.00	58.11	57.90	58.01	7.83	8.22	8.00
Chhukha	Chukha CS	91	135	226	90	131	221	1	4	5	98.90	97.04	97.79	56.53	54.71	55.44	8.38	8.98	8.77
	Gedu HSS	31	42	73	27	31	58	4	11	15	87.10	73.81	79.45	48.42	44.50	46.16	8.41	9.27	9.07
	Norbu Academy	46	41	87	38	29	67	8	12	20	82.61	70.73	77.01	45.00	43.02	44.07	9.12	13.96	11.63
	Pakshikha CS	27	39	66	25	35	60	2	4	6	92.59	89.74	90.91	49.93	48.54	49.11	7.73	10.27	9.27
	Phuentsholing HSS	104	65	169	103	63	166	1	2	3	99.04	96.92	98.22	59.12	53.11	56.80	8.52	9.60	9.39
	Reldri HSS	83	68	151	72	55	127	11	13	24	86.75	80.88	84.11	49.39	46.06	47.89	10.46	9.77	10.26
	Total	382	390	772	355	344	699	27	46	73	92.93	88.21	90.54	53.17	49.99	51.56	10.26	10.93	10.72
Dagana	Daga HSS	47	63	110	47	62	109	0	1	1	100.00	98.41	99.09	53.72	55.30	54.63	5.60	7.95	7.06
	Drukjegang HSS	39	49	88	39	49	88	0	0	0	100.00	100.00	100.00	59.15	55.59	57.17	8.81	7.37	8.19
	Total	86	112	198	86	111	197	0	1	1	100.00	99.11	99.49	56.19	55.43	55.76	7.68	7.67	7.67
Haa	Gongzim Ugyen Dorji HSS	49	60	109	49	59	108	0	1	1	100.00	98.33	99.08	61.24	58.97	59.99	7.33	9.17	8.43
	Jampel HSS	167	181	348	162	168	330	5	13	18	97.01	92.82	94.83	52.35	51.07	51.69	8.56	9.73	9.20
	Total	216	241	457	211	227	438	5	14	19	97.69	94.19	95.84	54.37	53.04	53.67	9.09	10.17	9.68
Lhuntse	Lhuntse HSS	57	77	134	57	76	133	0	1	1	100.00	98.70	99.25	59.65	61.40	60.66	6.94	8.48	7.88
	Total	57	77	134	57	76	133	0	1	1	100.00	98.70	99.25	59.65	61.40	60.66	6.94	8.48	7.88



DZONGKHAG	SCHOOL	APPEARED			PASS			FAIL			PASS PERCENTAGE			MEAN			STANDARD DEVIATION		
		F	M	TOT	F	M	TOT	F	M	TOT	F	M	TOT	F	M	TOT	F	M	TOT
Mongar	Gyelpozhing CS	33	60	93	33	58	91	0	2	2	100.00	96.67	97.85	58.24	62.07	60.71	6.94	11.26	10.07
	Mongar HSS	55	64	119	55	63	118	0	1	1	100.00	98.44	99.16	59.18	59.73	59.48	9.62	10.02	9.80
	Sherub Reldri HSS	77	84	161	77	81	158	0	3	3	100.00	96.43	98.14	57.97	56.23	57.06	9.43	11.12	10.36
	Yadi HSS	46	51	97	46	51	97	0	0	0	100.00	100.00	100.00	62.39	66.67	64.64	6.50	5.99	6.56
	Total	211	259	470	211	253	464	0	6	6	100.00	97.68	98.72	59.29	60.50	59.96	8.68	10.70	9.85
Paro	Drukgyel CS	104	88	192	104	85	189	0	3	3	100.00	96.59	98.44	58.73	55.08	57.06	7.38	9.33	8.51
	Kuenga HSS	39	77	116	37	66	103	2	11	13	94.87	85.71	88.79	53.10	49.31	50.59	9.64	12.06	11.40
	Shari HSS	77	47	124	77	45	122	0	2	2	100.00	95.74	98.39	55.53	54.23	55.04	7.09	8.73	7.74
	Tenzin HSS	69	81	150	67	74	141	2	7	9	97.10	91.36	94.00	56.09	52.68	54.25	8.25	10.97	9.93
	Utpal HSS	145	103	248	141	98	239	4	5	9	97.24	95.15	96.37	52.47	51.66	52.13	7.93	8.75	8.27
	Yoezerling HSS	111	106	217	100	84	184	11	22	33	90.09	79.25	84.79	48.23	45.87	47.07	8.32	10.98	9.76
	Total	545	502	1047	526	452	978	19	50	69	96.51	90.04	93.41	53.74	51.08	52.46	8.69	10.71	9.80
Pemagatshel	Nangkor CS	92	108	200	92	108	200	0	0	0	100.00	100.00	100.00	62.91	63.90	63.44	7.98	7.80	7.88
	Nganglam HSS	25	35	60	25	35	60	0	0	0	100.00	100.00	100.00	59.32	61.86	60.80	8.47	9.40	9.04
	Total	117	143	260	117	143	260	0	0	0	100.00	100.00	100.00	62.15	63.40	62.83	8.18	8.23	8.22
Punakha	Dashiding HSS	45	29	74	44	29	73	1	0	1	97.78	100.00	98.65	56.98	56.62	56.84	8.39	10.09	9.03
	Punakha CS	136	147	283	134	141	275	2	6	8	98.53	95.92	97.17	58.73	56.67	57.66	8.51	10.85	9.84
	Ugyen Academy	267	250	517	263	242	505	4	8	12	98.50	96.80	97.68	55.83	54.41	55.14	8.96	9.80	9.39
	Total	448	426	874	441	412	853	7	14	21	98.44	96.71	97.60	56.82	55.34	56.10	8.85	10.23	9.57
Samdrup Jongkhar	Dungsam Academy	130	137	267	125	124	249	5	13	18	96.15	90.51	93.26	52.68	52.17	52.42	8.47	10.54	9.57
	Karmaling HSS	43	70	113	43	68	111	0	2	2	100.00	97.14	98.23	60.35	62.06	61.41	9.29	10.47	10.03
	Orong HSS	81	68	149	81	67	148	0	1	1	100.00	98.53	99.33	59.14	57.87	58.56	6.36	10.08	8.26
	Total	254	275	529	249	259	508	5	16	21	98.03	94.18	96.03	56.04	56.09	56.07	8.70	11.19	10.06
Samtse	Peljorling HSS	32	31	63	32	30	62	0	1	1	100.00	96.77	98.41	59.38	54.42	56.94	8.96	7.49	8.57
	Samtse HSS	58	52	110	58	40	98	0	12	12	100.00	76.92	89.09	53.71	47.31	50.68	7.38	12.32	10.48

DZONGKHAG	SCHOOL	APPEARED			PASS			FAIL			PASS PERCENTAGE			MEAN			STANDARD DEVIATION		
		F	M	TOT	F	M	TOT	F	M	TOT	F	M	TOT	F	M	TOT	F	M	TOT
	Tendruk CS	46	57	103	44	47	91	2	10	12	95.65	82.46	88.35	50.57	47.32	48.77	8.43	9.85	9.34
	Total	136	140	276	134	117	251	2	23	25	98.53	83.57	90.94	53.98	48.89	51.39	8.72	10.75	10.11
Sarpang	Gelephu HSS	92	114	206	90	107	197	2	7	9	97.83	93.86	95.63	55.07	54.04	54.50	8.64	10.73	9.84
	Kuendrup HSS	266	224	490	239	189	428	27	35	62	89.85	84.38	87.35	49.86	50.12	49.98	9.60	11.74	10.62
	Losel Gyatsho Academy	83	80	163	78	71	149	5	9	14	93.98	88.75	91.41	51.51	51.70	51.60	9.01	11.12	10.07
	Sarpang CS	51	71	122	50	67	117	1	4	5	98.04	94.37	95.90	52.76	52.49	52.61	8.24	9.78	9.13
	Total	492	489	981	457	434	891	35	55	90	92.89	88.75	90.83	51.41	51.64	51.52	9.38	11.22	10.33
Thimphu	Dechhenchoeling Higher Secondary	32	31	63	32	28	60	0	3	3	100.00	90.32	95.24	57.69	52.03	54.90	7.92	9.76	9.25
	Kelki HSS	264	215	479	242	189	431	22	26	48	91.67	87.91	89.98	50.75	49.66	50.26	8.65	10.42	9.49
	Motithang HSS	196	109	305	193	101	294	3	8	11	98.47	92.66	96.39	56.33	51.40	54.57	8.24	9.74	9.10
	Nima HSS	283	230	513	272	219	491	11	11	22	96.11	95.22	95.71	56.41	57.30	56.81	9.33	11.51	10.37
	Pelkhil HSS	256	228	484	236	194	430	20	34	54	92.19	85.09	88.84	51.96	50.23	51.15	10.22	11.72	10.97
	Rinchen HSS	223	181	404	211	156	367	12	25	37	94.62	86.19	90.84	52.19	49.30	50.90	8.73	10.81	9.81
	Wangbama CS	36	44	80	36	43	79	0	1	1	100.00	97.73	98.75	57.00	53.59	55.13	7.59	7.08	7.46
	Yangchenphug HSS	210	185	395	205	169	374	5	16	21	97.62	91.35	94.68	56.20	52.81	54.61	9.60	10.96	10.38
	Total	1500	1223	2723	1427	1099	2526	73	124	197	95.13	89.86	92.77	54.03	51.98	53.11	9.43	11.19	10.31
Trashigang	Jampeling HSS	54	60	114	54	60	114	0	0	0	100.00	100.00	100.00	58.30	60.03	59.21	6.64	7.53	7.15
	Jigme Sherubling CS	60	74	134	60	73	133	0	1	1	100.00	98.65	99.25	66.65	70.19	68.60	7.03	9.97	8.92
	Ranjung CS	77	77	154	77	77	154	0	0	0	100.00	100.00	100.00	62.73	61.68	62.20	7.39	7.29	7.34
	Trashitse HSS	81	84	165	81	84	165	0	0	0	100.00	100.00	100.00	61.74	61.81	61.78	7.62	7.67	7.62
	Total	272	295	567	272	294	566	0	1	1	100.00	99.66	99.82	62.42	63.52	62.99	7.71	9.04	8.44
Trashiyangtse	Bayling CS	68	109	177	68	109	177	0	0	0	100.00	100.00	100.00	62.10	62.05	62.07	7.16	7.76	7.52
	Total	68	109	177	68	109	177	0	0	0	100.00	100.00	100.00	62.10	62.05	62.07	7.16	7.76	7.52
Trongsa	Sherubling CS	30	62	92	30	61	91	0	1	1	100.00	98.39	98.91	63.13	59.60	60.75	8.42	10.43	9.92
	Total	30	62	92	30	61	91	0	1	1	100.00	98.39	98.91	63.13	59.60	60.75	8.42	10.43	9.92



DZONGKHAG	SCHOOL	APPEARED			PASS			FAIL			PASS PERCENTAGE			MEAN			STANDARD DEVIATION		
		F	M	TOT	F	M	TOT	F	M	TOT	F	M	TOT	F	M	TOT	F	M	TOT
Tsirang	Damphu CS	100	114	214	98	107	205	2	7	9	98.00	93.86	95.79	54.14	53.12	53.60	8.79	9.21	9.01
	Total	100	114	214	98	107	205	2	7	9	98.00	93.86	95.79	54.14	53.12	53.60	8.79	9.21	9.01
Wangdue Phodrang	Bajothang HSS	50	32	82	50	32	82	0	0	0	100.00	100.00	100.00	61.80	55.53	59.35	7.78	9.87	9.13
	Gaselo CS	59	41	100	59	41	100	0	0	0	100.00	100.00	100.00	55.64	58.90	56.98	7.75	9.68	8.70
	Total	109	73	182	109	73	182	0	0	0	100.00	100.00	100.00	58.47	57.42	58.05	8.32	9.84	8.95
Zhemgang	Zhemgang CS	70	97	167	70	97	167	0	0	0	100.00	100.00	100.00	63.26	65.22	64.40	8.42	9.17	8.89
	Total	70	97	167	70	97	167	0	0	0	100.00	100.00	100.00	63.26	65.22	64.40	8.42	9.17	8.89

DZONGKHA RIZHUNG

DZONGKHAG	SCHOOL	APPEARED			PASS			FAIL			PASS PERCENTAGE			MEAN			STANDARD DEVIATION		
		F	M	TOT	F	M	TOT	F	M	TOT	F	M	TOT	F	M	TOT	F	M	TOT
Bumthang	Jakar HSS	15	14	29	15	14	29	0	0	0	100.00	100.00	100.00	68.47	63.50	66.07	9.14	7.41	8.58
	Sonam Kuenphen HSS	18	8	26	18	8	26	0	0	0	100.00	100.00	100.00	53.61	50.88	52.77	8.33	8.84	8.41
	Total	33	22	55	33	22	55	0	0	0	100.00	100.00	100.00	60.36	58.91	59.78	11.40	9.93	10.76
Chhukha	Norbu Academy	6	1	7	6	1	7	0	0	0	100.00	100.00	100.00	55.33	52.00	54.86	8.45	.	7.82
	Pakshikha CS	3	3	6	3	3	6	0	0	0	100.00	100.00	100.00	50.67	62.00	56.33	4.73	14.18	11.31
	Reldri HSS	14	4	18	14	4	18	0	0	0	100.00	100.00	100.00	53.79	49.00	52.72	6.36	6.48	6.52
	Total	23	8	31	23	8	31	0	0	0	100.00	100.00	100.00	53.78	54.25	53.90	6.65	10.85	7.74
Haa	Gongzim Ugyen Dorji HSS	8	7	15	8	7	15	0	0	0	100.00	100.00	100.00	69.50	67.86	68.73	12.68	7.13	10.15
	Jampel HSS	22	11	33	16	11	27	6	0	6	72.73	100.00	81.82	49.41	55.91	51.58	10.52	8.53	10.25
	Total	30	18	48	24	18	42	6	0	6	80.00	100.00	87.50	54.77	60.56	56.94	14.16	9.83	12.91
Mongar	Gyelpozhing CS	4	8	12	4	8	12	0	0	0	100.00	100.00	100.00	69.00	74.50	72.67	2.94	7.86	7.00
	Mongar HSS	6	6	12	6	6	12	0	0	0	100.00	100.00	100.00	58.50	71.83	65.17	11.50	5.27	11.01
	Sherub Reldri HSS	13	17	30	13	17	30	0	0	0	100.00	100.00	100.00	58.92	61.06	60.13	13.11	10.14	11.36
	Total	23	31	54	23	31	54	0	0	0	100.00	100.00	100.00	60.57	66.61	64.04	11.86	10.65	11.47

DZONGKHAG	SCHOOL	APPEARED			PASS			FAIL			PASS PERCENTAGE			MEAN			STANDARD DEVIATION		
		F	M	TOT	F	M	TOT	F	M	TOT	F	M	TOT	F	M	TOT	F	M	TOT
Paro	Tenzin HSS	14	9	23	14	9	23	0	0	0	100.00	100.00	100.00	57.71	59.56	58.43	8.01	8.52	8.07
	Utpal HSS	19	8	27	19	8	27	0	0	0	100.00	100.00	100.00	54.26	55.50	54.63	7.99	3.67	6.94
	Total	33	17	50	33	17	50	0	0	0	100.00	100.00	100.00	55.73	57.65	56.38	8.06	6.82	7.65
Punakha	Punakha CS	14	10	24	14	10	24	0	0	0	100.00	100.00	100.00	59.14	64.00	61.17	10.52	9.26	10.10
	Ugyen Academy	31	16	47	31	16	47	0	0	0	100.00	100.00	100.00	65.29	67.94	66.19	9.92	8.37	9.41
	Total	45	26	71	45	26	71	0	0	0	100.00	100.00	100.00	63.38	66.42	64.49	10.39	8.76	9.87
Samdrup Jongkhar	Dungsam Academy	8	7	15	8	7	15	0	0	0	100.00	100.00	100.00	56.13	54.00	55.13	9.19	9.71	9.16
	Total	8	7	15	8	7	15	0	0	0	100.00	100.00	100.00	56.13	54.00	55.13	9.19	9.71	9.16
Samtse	Peljorling HSS	10	0	10	10	0	10	0	0	0	100.00		100.00	62.90	0.00	62.90	3.90	0.00	3.90
	Total	10	0	10	10	0	10	0	0	0	100.00		100.00	62.90	0.00	62.90	3.90	0.00	3.90
Sarpang	Kuendrup HSS	26	9	35	23	9	32	3	0	3	88.46	100.00	91.43	50.15	56.11	51.69	11.50	10.36	11.38
	Losel Gyatsho Academy	14	13	27	14	13	27	0	0	0	100.00	100.00	100.00	55.21	55.62	55.41	8.11	9.74	8.76
	Total	40	22	62	37	22	59	3	0	3	92.50	100.00	95.16	51.93	55.82	53.31	10.62	9.76	10.41
Thimphu	Dechhenchoeling HSS	4	3	7	4	3	7	0	0	0	100.00	100.00	100.00	54.50	56.33	55.29	9.26	8.33	8.18
	Kelki HSS	27	9	36	25	8	33	2	1	3	92.59	88.89	91.67	54.70	48.22	53.08	9.75	7.78	9.62
	Nima HSS	39	18	57	37	17	54	2	1	3	94.87	94.44	94.74	54.79	57.94	55.79	9.09	12.04	10.11
	Pelkhil HSS	4	0	4	4	0	4	0	0	0	100.00		100.00	50.25	0.00	50.25	6.13	0.00	6.13
	Rinchen HSS	20	16	36	20	16	36	0	0	0	100.00	100.00	100.00	57.20	58.31	57.69	9.00	8.43	8.65
	Total	94	46	140	90	44	134	4	2	6	95.74	95.65	95.71	55.07	56.07	55.40	9.11	10.38	9.52
Trashigang	Trashitse HSS	4	9	13	4	9	13	0	0	0	100.00	100.00	100.00	59.50	66.11	64.08	3.87	6.33	6.37
	Total	4	9	13	4	9	13	0	0	0	100.00	100.00	100.00	59.50	66.11	64.08	3.87	6.33	6.37
Tsirang	Damphu CS	6	6	12	6	6	12	0	0	0	100.00	100.00	100.00	62.33	54.83	58.58	9.69	11.02	10.64
	Total	6	6	12	6	6	12	0	0	0	100.00	100.00	100.00	62.33	54.83	58.58	9.69	11.02	10.64
Wangdue Phodrang	Bajothang HSS	9	1	10	9	1	10	0	0	0	100.00	100.00	100.00	66.22	53.00	64.90	9.67	.	10.03



DZONGKHAG	SCHOOL	APPEARED			PASS			FAIL			PASS PERCENTAGE			MEAN			STANDARD DEVIATION		
		F	M	TOT	F	M	TOT	F	M	TOT	F	M	TOT	F	M	TOT	F	M	TOT
	Gaselo CS	2	3	5	2	3	5	0	0	0	100.00	100.00	100.00	53.00	55.00	54.20	8.49	6.56	6.38
	Total	11	4	15	11	4	15	0	0	0	100.00	100.00	100.00	63.82	54.50	61.33	10.52	5.45	10.18
Zhemgang	Zhemgang CS	17	27	44	17	27	44	0	0	0	100.00	100.00	100.00	68.82	68.48	68.61	7.49	7.68	7.52
	Total	17	27	44	17	27	44	0	0	0	100.00	100.00	100.00	68.82	68.48	68.61	7.49	7.68	7.52

LITERATURE IN ENGLISH

DZONGKHAG	SCHOOL	APPEARED			PASS			FAIL			PASS PERCENTAGE			MEAN			STANDARD DEVIATION		
		F	M	TOT	F	M	TOT	F	M	TOT	F	M	TOT	F	M	TOT	F	M	TOT
Thimphu	Motithang HSS	16	9	25	15	9	24	1	0	1	93.75	100.00	96.00	69.81	70.22	69.96	15.20	8.56	13.00
	Total	16	9	25	15	9	24	1	0	1	93.75	100.00	96.00	69.81	70.22	69.96	15.20	8.56	13.00

HISTORY

DZONGKHAG	SCHOOL	APPEARED			PASS			FAIL			PASS PERCENTAGE			MEAN			STANDARD DEVIATION		
		F	M	TOT	F	M	TOT	F	M	TOT	F	M	TOT	F	M	TOT	F	M	TOT
Bumthang	Jakar HSS	39	28	67	31	22	53	8	6	14	79.49	78.57	79.10	49.69	52.54	50.88	14.56	16.75	15.46
	Sonam Kuenphen HSS	43	26	69	15	12	27	28	14	42	34.88	46.15	39.13	36.60	38.81	37.43	18.36	15.25	17.17
	Total	82	54	136	46	34	80	36	20	56	56.10	62.96	58.82	42.83	45.93	44.06	17.82	17.34	17.63
Chhukha	Chukha CS	28	22	50	21	14	35	7	8	15	75.00	63.64	70.00	49.75	47.18	48.62	15.40	15.80	15.47
	Norbu Academy	20	12	32	5	5	10	15	7	22	25.00	41.67	31.25	29.60	37.33	32.50	13.97	15.07	14.65
	Pakshikha CS	13	19	32	7	14	21	6	5	11	53.85	73.68	65.63	39.38	48.68	44.91	13.14	15.48	15.08
	Reldri HSS	48	30	78	18	14	32	30	16	46	37.50	46.67	41.03	34.56	39.07	36.29	15.69	16.73	16.14
	Total	109	83	192	51	47	98	58	36	94	46.79	56.63	51.04	38.13	43.17	40.31	16.56	16.39	16.63
Dagana	Daga HSS	17	21	38	14	20	34	3	1	4	82.35	95.24	89.47	50.00	55.71	53.16	14.33	11.44	12.95
	Drukjegang HSS	16	16	32	7	9	16	9	7	16	43.75	56.25	50.00	40.94	43.38	42.16	12.47	13.92	13.06
	Total	33	37	70	21	29	50	12	8	20	63.64	78.38	71.43	45.61	50.38	48.13	14.02	13.85	14.04

DZONGKHAG	SCHOOL	APPEARED			PASS			FAIL			PASS PERCENTAGE			MEAN			STANDARD DEVIATION		
		F	M	TOT	F	M	TOT	F	M	TOT	F	M	TOT	F	M	TOT	F	M	TOT
Haa	Gongzim Ugyen Dorji Higher Second	22	16	38	17	12	29	5	4	9	77.27	75.00	76.32	49.23	48.81	49.05	12.45	12.33	12.23
	Jampel HSS	63	42	105	31	31	62	32	11	43	49.21	73.81	59.05	39.10	52.36	44.40	14.95	18.24	17.52
	Total	85	58	143	48	43	91	37	15	52	56.47	74.14	63.64	41.72	51.38	45.64	14.96	16.79	16.37
Lhuntse	Lhuntse HSS	29	30	59	20	24	44	9	6	15	68.97	80.00	74.58	50.97	50.37	50.66	15.46	18.23	16.78
	Total	29	30	59	20	24	44	9	6	15	68.97	80.00	74.58	50.97	50.37	50.66	15.46	18.23	16.78
Mongar	Gyelpozhing CS	14	12	26	11	11	22	3	1	4	78.57	91.67	84.62	49.71	56.58	52.88	13.42	15.31	14.46
	Mongar HSS	22	22	44	21	22	43	1	0	1	95.45	100.00	97.73	57.41	60.18	58.80	13.77	13.52	13.56
	Sherub Reldri HSS	38	38	76	16	22	38	22	16	38	42.11	57.89	50.00	34.47	45.82	40.14	16.82	18.60	18.52
	Yadi HSS	30	26	56	18	24	42	12	2	14	60.00	92.31	75.00	47.17	55.73	51.14	14.60	13.57	14.65
	Total	104	98	202	66	79	145	38	19	57	63.46	80.61	71.78	45.04	52.99	48.90	17.36	16.76	17.49
Paro	Kuenga HSS	18	18	36	7	7	14	11	11	22	38.89	38.89	38.89	39.50	37.89	38.69	14.57	18.46	16.41
	Shari HSS	29	9	38	24	9	33	5	0	5	82.76	100.00	86.84	48.93	53.89	50.11	12.36	11.27	12.15
	Tenzin HSS	27	28	55	18	17	35	9	11	20	66.67	60.71	63.64	39.30	41.43	40.38	16.34	11.80	14.12
	Utpal HSS	76	48	124	40	25	65	36	23	59	52.63	52.08	52.42	37.37	41.17	38.84	13.30	16.78	14.80
	Yoezerling HSS	60	48	108	15	24	39	45	24	69	25.00	50.00	36.11	31.63	36.54	33.81	13.51	15.91	14.76
	Total	210	151	361	104	82	186	106	69	175	49.52	54.30	51.52	37.76	40.11	38.74	14.65	15.96	15.24
Pemagatshel	Nangkor CS	53	33	86	33	30	63	20	3	23	62.26	90.91	73.26	42.66	50.33	45.60	12.55	12.90	13.16
	Nganglam HSS	15	7	22	8	4	12	7	3	10	53.33	57.14	54.55	37.33	40.43	38.32	11.64	18.12	13.65
	Total	68	40	108	41	34	75	27	6	33	60.29	85.00	69.44	41.49	48.60	44.12	12.47	14.19	13.52
Punakha	Dashiding HSS	22	15	37	14	11	25	8	4	12	63.64	73.33	67.57	42.68	53.53	47.08	10.40	14.53	13.20
	Punakha CS	70	57	127	61	47	108	9	10	19	87.14	82.46	85.04	51.53	53.72	52.51	14.28	15.40	14.77
	Ugyen Academy	113	68	181	101	62	163	12	6	18	89.38	91.18	90.06	55.94	56.91	56.30	14.23	12.78	13.68
	Total	205	140	345	176	120	296	29	20	49	85.85	85.71	85.80	53.01	55.25	53.92	14.43	14.07	14.31
Samdrup Jongkhar	Dungsam Academy	61	57	118	20	25	45	41	32	73	32.79	43.86	38.14	31.15	38.07	34.49	16.84	17.26	17.32
	Karmaling HSS	12	16	28	6	15	21	6	1	7	50.00	93.75	75.00	41.58	60.75	52.54	17.49	12.72	17.55



DZONGKHAG	SCHOOL	APPEARED			PASS			FAIL			PASS PERCENTAGE			MEAN			STANDARD DEVIATION		
		F	M	TOT	F	M	TOT	F	M	TOT	F	M	TOT	F	M	TOT	F	M	TOT
	Orong HSS	26	15	41	8	7	15	18	8	26	30.77	46.67	36.59	35.81	40.27	37.44	9.04	11.49	10.10
	Total	99	88	187	34	47	81	65	41	106	34.34	53.41	43.32	33.64	42.57	37.84	15.54	17.78	17.18
Samtse	Peljorling HSS	28	16	44	23	14	37	5	2	7	82.14	87.50	84.09	52.93	56.37	54.18	14.91	12.95	14.17
	Samtse HSS	11	8	19	9	5	14	2	3	5	81.82	62.50	73.68	48.09	48.75	48.37	11.45	15.89	13.08
	Total	39	24	63	32	19	51	7	5	12	82.05	79.17	80.95	51.56	53.83	52.43	14.05	14.13	14.01
Sarpang	Gelephu HSS	24	24	48	21	21	42	3	3	6	87.50	87.50	87.50	52.46	52.37	52.42	12.19	13.61	12.78
	Kuendrup HSS	130	83	213	59	50	109	71	33	104	45.38	60.24	51.17	38.15	45.99	41.21	14.86	17.38	16.31
	Losel Gyatsho Academy	53	48	101	40	39	79	13	9	22	75.47	81.25	78.22	45.64	48.96	47.22	15.26	11.94	13.81
	Sarpang CS	27	21	48	20	19	39	7	2	9	74.07	90.48	81.25	50.44	55.76	52.77	14.71	12.60	13.94
	Total	234	176	410	140	129	269	94	47	141	59.83	73.30	65.61	42.74	48.84	45.35	15.60	15.29	15.74
Thimphu	Dechenchoeling HSS	25	6	31	23	6	29	2	0	2	92.00	100.00	93.55	54.64	58.50	55.39	12.52	10.35	12.07
	Kelki HSS	121	84	205	52	65	117	69	19	88	42.98	77.38	57.07	34.80	48.17	40.28	13.51	14.86	15.51
	Motithang HSS	33	11	44	30	11	41	3	0	3	90.91	100.00	93.18	55.73	61.91	57.27	14.11	9.56	13.29
	Nima HSS	79	43	122	39	36	75	40	7	47	49.37	83.72	61.48	37.42	52.98	42.90	18.40	18.54	19.83
	Pelkhil HSS	80	61	141	32	24	56	48	37	85	40.00	39.34	39.72	34.15	36.64	35.23	15.75	20.11	17.74
	Rinchen HSS	94	62	156	28	26	54	66	36	102	29.79	41.94	34.62	30.24	37.74	33.22	16.20	18.99	17.69
	Wangbama CS	16	15	31	6	12	18	10	3	13	37.50	80.00	58.06	40.06	46.60	43.23	13.74	15.85	14.92
	Yangchenphug HSS	36	20	56	36	19	55	0	1	1	100.00	95.00	98.21	61.86	58.15	60.54	11.19	11.53	11.35
	Total	484	302	786	246	199	445	238	103	341	50.83	65.89	56.62	38.87	45.67	41.49	17.93	18.70	18.51
Trashigang	Jampeling HSS	22	17	39	21	13	34	1	4	5	95.45	76.47	87.18	59.50	49.06	54.95	10.88	15.65	14.00
	Jigme Sherubling CS	32	28	60	26	25	51	6	3	9	81.25	89.29	85.00	54.88	58.29	56.47	18.82	17.28	18.05
	Ranjung CS	13	5	18	8	4	12	5	1	6	61.54	80.00	66.67	49.62	46.20	48.67	17.85	15.64	16.88
	Trashitse HSS	39	33	72	22	24	46	17	9	26	56.41	72.73	63.89	42.87	47.09	44.81	13.21	15.15	14.19
	Total	106	83	189	77	66	143	29	17	46	72.64	79.52	75.66	50.77	51.22	50.97	16.50	16.55	16.48
Trashiyangtse	Bayling CS	19	20	39	15	18	33	4	2	6	78.95	90.00	84.62	50.47	57.70	54.18	13.14	15.20	14.52
	Total	19	20	39	15	18	33	4	2	6	78.95	90.00	84.62	50.47	57.70	54.18	13.14	15.20	14.52

DZONGKHAG	SCHOOL	APPEARED			PASS			FAIL			PASS PERCENTAGE			MEAN			STANDARD DEVIATION		
		F	M	TOT	F	M	TOT	F	M	TOT	F	M	TOT	F	M	TOT	F	M	TOT
Trongsa	Sherubling CS	8	19	27	1	10	11	7	9	16	12.50	52.63	40.74	31.25	41.32	38.33	6.74	12.87	12.20
	Total	8	19	27	1	10	11	7	9	16	12.50	52.63	40.74	31.25	41.32	38.33	6.74	12.87	12.20
Tsirang	Damphu CS	62	59	121	60	55	115	2	4	6	96.77	93.22	95.04	61.47	58.88	60.21	11.04	11.62	11.35
	Total	62	59	121	60	55	115	2	4	6	96.77	93.22	95.04	61.47	58.88	60.21	11.04	11.62	11.35
Wangdue Phodrang	Bajothang HSS	21	11	32	17	9	26	4	2	6	80.95	81.82	81.25	50.62	47.73	49.63	16.71	12.61	15.28
	Gaselo CS	22	14	36	17	10	27	5	4	9	77.27	71.43	75.00	52.91	50.00	51.78	15.51	14.78	15.09
	Total	43	25	68	34	19	53	9	6	15	79.07	76.00	77.94	51.79	49.00	50.76	15.96	13.64	15.10
Zhemgang	Zhemgang CS	34	44	78	24	38	62	10	6	16	70.59	86.36	79.49	50.38	55.02	53.00	17.43	14.53	15.92
	Total	34	44	78	24	38	62	10	6	16	70.59	86.36	79.49	50.38	55.02	53.00	17.43	14.53	15.92

GEOGRAPHY

DZONGKHAG	SCHOOL	APPEARED			PASS			FAIL			PASS PERCENTAGE			MEAN			STANDARD DEVIATION		
		F	M	TOT	F	M	TOT	F	M	TOT	F	M	TOT	F	M	TOT	F	M	TOT
Bumthang	Jakar HSS	39	28	67	39	28	67	0	0	0	100.00	100.00	100.00	75.10	74.86	75.00	6.45	6.07	6.25
	Sonam Kuenphen HSS	44	26	70	44	26	70	0	0	0	100.00	100.00	100.00	65.18	63.27	64.47	8.67	8.28	8.52
	Total	83	54	137	83	54	137	0	0	0	100.00	100.00	100.00	69.84	69.28	69.62	9.14	9.23	9.15
Chhukha	Chukha CS	28	22	50	28	22	50	0	0	0	100.00	100.00	100.00	66.82	65.14	66.08	7.85	8.83	8.25
	Norbu Academy	20	12	32	17	9	26	3	3	6	85.00	75.00	81.25	50.10	51.50	50.62	13.22	14.93	13.67
	Pakshikha CS	13	19	32	13	19	32	0	0	0	100.00	100.00	100.00	66.38	67.32	66.94	10.83	7.73	8.96
	Reldri HSS	49	30	79	47	29	76	2	1	3	95.92	96.67	96.20	58.14	59.03	58.48	10.18	10.97	10.43
	Total	110	83	193	105	79	184	5	4	9	95.45	95.18	95.34	59.86	61.46	60.55	11.86	11.57	11.73
Dagana	Daga HSS	17	21	38	17	21	38	0	0	0	100.00	100.00	100.00	70.53	73.67	72.26	5.39	5.19	5.44
	Drukjegang HSS	16	16	32	16	16	32	0	0	0	100.00	100.00	100.00	67.44	67.56	67.50	7.47	7.91	7.57
	Total	33	37	70	33	37	70	0	0	0	100.00	100.00	100.00	69.03	71.03	70.09	6.57	7.10	6.88



DZONGKHAG	SCHOOL	APPEARED			PASS			FAIL			PASS PERCENTAGE			MEAN			STANDARD DEVIATION		
		F	M	TOT	F	M	TOT	F	M	TOT	F	M	TOT	F	M	TOT	F	M	TOT
Haa	Gongzim Ugyen Dorji HSS	23	17	40	23	17	40	0	0	0	100.00	100.00	100.00	70.48	70.29	70.40	7.64	7.40	7.44
	Jampel HSS	67	52	119	67	51	118	0	1	1	100.00	98.08	99.16	60.55	66.19	63.02	9.22	11.21	10.48
	Total	90	69	159	90	68	158	0	1	1	100.00	98.55	99.37	63.09	67.20	64.87	9.82	10.50	10.30
Lhuntse	Lhuntse HSS	29	30	59	29	30	59	0	0	0	100.00	100.00	100.00	72.38	69.83	71.08	7.23	10.43	9.02
	Total	29	30	59	29	30	59	0	0	0	100.00	100.00	100.00	72.38	69.83	71.08	7.23	10.43	9.02
Mongar	Gyelpozhing CS	14	12	26	14	12	26	0	0	0	100.00	100.00	100.00	73.07	74.58	73.77	7.14	7.42	7.16
	Mongar HSS	22	22	44	22	22	44	0	0	0	100.00	100.00	100.00	78.59	78.77	78.68	4.75	6.30	5.51
	Sherub Reldri HSS	40	45	85	38	44	82	2	1	3	95.00	97.78	96.47	60.80	64.96	63.00	11.83	10.57	11.31
	Yadi HSS	34	28	62	34	28	62	0	0	0	100.00	100.00	100.00	70.12	70.50	70.29	7.18	6.64	6.89
	Total	110	107	217	108	106	214	2	1	3	98.18	99.07	98.62	68.80	70.33	69.55	11.04	10.02	10.55
Paro	Kuenga HSS	18	18	36	18	18	36	0	0	0	100.00	100.00	100.00	65.61	62.94	64.28	8.05	9.16	8.60
	Shari HSS	29	9	38	29	9	38	0	0	0	100.00	100.00	100.00	69.28	69.89	69.42	6.60	5.21	6.23
	Tenzin HSS	27	28	55	24	23	47	3	5	8	88.89	82.14	85.45	51.59	47.75	49.64	11.32	10.88	11.16
	Utpal HSS	77	48	125	76	48	124	1	0	1	98.70	100.00	99.20	59.44	61.54	60.25	9.82	10.34	10.03
	Yoezerling HSS	63	50	113	60	49	109	3	1	4	95.24	98.00	96.46	58.08	58.80	58.40	11.76	10.46	11.16
	Total	214	153	367	207	147	354	7	6	13	96.73	96.08	96.46	59.90	58.78	59.43	11.21	11.59	11.37
Pemagatshel	Nangkor CS	53	33	86	53	33	86	0	0	0	100.00	100.00	100.00	67.98	73.52	70.10	6.65	5.30	6.71
	Nganglam HSS	15	7	22	15	7	22	0	0	0	100.00	100.00	100.00	63.13	62.29	62.86	8.06	10.48	8.65
	Total	68	40	108	68	40	108	0	0	0	100.00	100.00	100.00	66.91	71.55	68.63	7.21	7.66	7.68
Punakha	Dashiding HSS	22	15	37	22	15	37	0	0	0	100.00	100.00	100.00	69.27	72.80	70.70	7.34	6.52	7.15
	Punakha CS	70	57	127	70	57	127	0	0	0	100.00	100.00	100.00	69.23	68.40	68.86	6.81	8.64	7.66
	Ugyen Academy	115	70	185	115	70	185	0	0	0	100.00	100.00	100.00	74.06	70.44	72.69	7.27	7.69	7.61
	Total	207	142	349	207	142	349	0	0	0	100.00	100.00	100.00	71.92	69.87	71.09	7.48	8.05	7.77
Samdrup Jongkhar	Dungsam Academy	64	60	124	59	60	119	5	0	5	92.19	100.00	95.97	56.05	61.05	58.47	12.28	10.28	11.59

DZONGKHAG	SCHOOL	APPEARED			PASS			FAIL			PASS PERCENTAGE			MEAN			STANDARD DEVIATION		
		F	M	TOT	F	M	TOT	F	M	TOT	F	M	TOT	F	M	TOT	F	M	TOT
	Karmaling HSS	18	25	43	18	25	43	0	0	0	100.00	100.00	100.00	67.06	73.28	70.67	10.39	5.80	8.52
	Orong HSS	30	20	50	30	20	50	0	0	0	100.00	100.00	100.00	62.40	64.15	63.10	6.66	6.62	6.63
	Total	112	105	217	107	105	212	5	0	5	95.54	100.00	97.70	59.52	64.55	61.95	11.50	10.06	11.09
Samtse	Peljorling HSS	28	16	44	28	16	44	0	0	0	100.00	100.00	100.00	70.96	72.06	71.36	6.76	4.95	6.13
	Samtse HSS	11	8	19	11	8	19	0	0	0	100.00	100.00	100.00	69.36	71.13	70.11	9.72	5.59	8.09
	Total	39	24	63	39	24	63	0	0	0	100.00	100.00	100.00	70.51	71.75	70.98	7.61	5.07	6.74
Sarpang	Gelephu HSS	24	24	48	24	24	48	0	0	0	100.00	100.00	100.00	75.00	73.29	74.15	8.19	7.27	7.71
	Kuendrup HSS	133	83	216	133	80	213	0	3	3	100.00	96.39	98.61	60.06	63.52	61.39	10.51	10.63	10.67
	Losel Gyatsho Academy	53	49	102	52	49	101	1	0	1	98.11	100.00	99.02	61.70	63.06	62.35	11.81	7.70	10.03
	Sarpang CS	27	22	49	27	22	49	0	0	0	100.00	100.00	100.00	68.52	65.14	67.00	6.27	7.74	7.10
	Total	237	178	415	236	175	411	1	3	4	99.58	98.31	99.04	62.90	64.91	63.76	11.26	9.69	10.65
Thimphu	Dechhenchoeling Higher Secondary	25	6	31	25	6	31	0	0	0	100.00	100.00	100.00	70.04	70.17	70.06	7.12	4.36	6.61
	Kelki HSS	126	95	221	124	94	218	2	1	3	98.41	98.95	98.64	60.44	66.52	63.05	9.58	9.23	9.88
	Motithang HSS	33	11	44	33	11	44	0	0	0	100.00	100.00	100.00	73.64	73.91	73.70	7.83	5.99	7.34
	Nima HSS	111	60	171	110	60	170	1	0	1	99.10	100.00	99.42	61.25	65.93	62.89	10.16	9.34	10.11
	Pelkhil HSS	93	66	159	91	65	156	2	1	3	97.85	98.48	98.11	58.47	59.21	58.78	11.53	11.60	11.53
	Rinchen HSS	133	85	218	131	83	214	2	2	4	98.50	97.65	98.17	59.23	60.81	59.84	9.74	11.29	10.37
	Wangbama CS	16	15	31	16	15	31	0	0	0	100.00	100.00	100.00	64.81	71.27	67.94	8.94	7.56	8.80
	Yangchenphug HSS	36	20	56	36	20	56	0	0	0	100.00	100.00	100.00	71.11	69.35	70.48	6.98	6.49	6.80
	Total	573	358	931	566	354	920	7	4	11	98.78	98.88	98.82	61.97	64.36	62.89	10.69	10.65	10.73
Trashigang	Jampeling HSS	22	17	39	22	17	39	0	0	0	100.00	100.00	100.00	71.59	69.47	70.67	7.91	6.58	7.35
	Jigme Sherubling CS	32	28	60	32	28	60	0	0	0	100.00	100.00	100.00	74.50	75.71	75.07	9.21	8.03	8.63
	Ranjung CS	28	14	42	28	14	42	0	0	0	100.00	100.00	100.00	75.25	72.86	74.45	7.76	7.52	7.68
	Trashitse HSS	39	33	72	39	33	72	0	0	0	100.00	100.00	100.00	65.87	69.00	67.31	7.11	7.53	7.42
	Total	121	92	213	121	92	213	0	0	0	100.00	100.00	100.00	71.36	71.72	71.52	8.86	7.97	8.47



DZONGKHAG	SCHOOL	APPEARED			PASS			FAIL			PASS PERCENTAGE			MEAN			STANDARD DEVIATION		
		F	M	TOT	F	M	TOT	F	M	TOT	F	M	TOT	F	M	TOT	F	M	TOT
Trashiyangtse	Bayling CS	20	23	43	20	23	43	0	0	0	100.00	100.00	100.00	73.15	74.04	73.63	6.82	8.78	7.85
	Total	20	23	43	20	23	43	0	0	0	100.00	100.00	100.00	73.15	74.04	73.63	6.82	8.78	7.85
Trongsa	Sherubling CS	8	19	27	8	19	27	0	0	0	100.00	100.00	100.00	70.75	71.32	71.15	3.15	4.77	4.30
	Total	8	19	27	8	19	27	0	0	0	100.00	100.00	100.00	70.75	71.32	71.15	3.15	4.77	4.30
Tsirang	Damphu CS	62	59	121	62	59	121	0	0	0	100.00	100.00	100.00	76.02	75.36	75.69	6.13	6.23	6.16
	Total	62	59	121	62	59	121	0	0	0	100.00	100.00	100.00	76.02	75.36	75.69	6.13	6.23	6.16
Wangdue Phodrang	Bajothang HSS	21	11	32	21	11	32	0	0	0	100.00	100.00	100.00	70.76	68.91	70.13	7.31	4.53	6.48
	Gaselo CS	22	14	36	22	14	36	0	0	0	100.00	100.00	100.00	68.64	63.86	66.78	9.49	7.56	8.99
	Total	43	25	68	43	25	68	0	0	0	100.00	100.00	100.00	69.67	66.08	68.35	8.46	6.79	8.03
Zhemgang	Zhemgang CS	34	44	78	34	44	78	0	0	0	100.00	100.00	100.00	72.26	72.34	72.31	7.99	6.43	7.11
	Total	34	44	78	34	44	78	0	0	0	100.00	100.00	100.00	72.26	72.34	72.31	7.99	6.43	7.11

ECONOMICS

DZONGKHAG	SCHOOL	APPEARED			PASS			FAIL			PASS PERCENTAGE			MEAN			STANDARD DEVIATION		
		F	M	TOT	F	M	TOT	F	M	TOT	F	M	TOT	F	M	TOT	F	M	TOT
Bumthang	Jakar HSS	68	28	96	42	11	53	26	17	43	61.76	39.29	55.21	41.01	36.75	39.77	12.03	14.79	12.97
	Sonam Kuenphen HSS	49	35	84	39	27	66	10	8	18	79.59	77.14	78.57	48.67	47.77	48.30	11.58	12.36	11.84
	Total	117	63	180	81	38	119	36	25	61	69.23	60.32	66.11	44.22	42.87	43.75	12.39	14.47	13.13
Chhukha	Chukha CS	51	53	104	42	33	75	9	20	29	82.35	62.26	72.12	47.39	42.64	44.97	12.54	15.50	14.26
	Gedu HSS	6	11	17	3	4	7	3	7	10	50.00	36.36	41.18	36.67	32.27	33.82	15.37	11.22	12.54
	Norbu Academy	37	29	66	11	14	25	26	15	41	29.73	48.28	37.88	30.03	36.00	32.65	14.40	15.35	15.01
	Pakshikha CS	27	39	66	18	29	47	9	10	19	66.67	74.36	71.21	45.74	46.31	46.08	14.01	12.97	13.30
	Phuentsholing HSS	34	14	48	21	4	25	13	10	23	61.76	28.57	52.08	40.03	30.57	37.27	11.62	10.32	11.96
	Reldri HSS	53	46	99	20	14	34	33	32	65	37.74	30.43	34.34	35.11	32.11	33.72	11.47	13.65	12.55
Total	208	192	400	115	98	213	93	94	187	55.29	51.04	53.25	39.45	38.39	38.94	14.16	15.03	14.58	

DZONGKHAG	SCHOOL	APPEARED			PASS			FAIL			PASS PERCENTAGE			MEAN			STANDARD DEVIATION		
		F	M	TOT	F	M	TOT	F	M	TOT	F	M	TOT	F	M	TOT	F	M	TOT
Dagana	Daga HSS	32	38	70	27	29	56	5	9	14	84.38	76.32	80.00	48.59	46.95	47.70	9.96	11.77	10.93
	Drukjegang HSS	14	17	31	5	5	10	9	12	21	35.71	29.41	32.26	35.64	35.00	35.29	12.26	7.62	9.81
	Total	46	55	101	32	34	66	14	21	35	69.57	61.82	65.35	44.65	43.25	43.89	12.17	11.97	12.02
Haa	Gongzim Ugyen Dorji Higher Second	29	30	59	21	11	32	8	19	27	72.41	36.67	54.24	50.14	39.20	44.58	14.96	15.28	15.97
	Jampel HSS	95	102	197	66	75	141	29	27	56	69.47	73.53	71.57	47.66	52.31	50.07	16.01	18.69	17.56
	Total	124	132	256	87	86	173	37	46	83	70.16	65.15	67.58	48.24	49.33	48.80	15.74	18.75	17.33
Lhuntse	Lhuntse HSS	46	48	94	32	35	67	14	13	27	69.57	72.92	71.28	46.87	45.46	46.15	13.12	13.33	13.17
	Total	46	48	94	32	35	67	14	13	27	69.57	72.92	71.28	46.87	45.46	46.15	13.12	13.33	13.17
Mongar	Gyelpozhing CS	11	21	32	10	12	22	1	9	10	90.91	57.14	68.75	47.82	42.14	44.09	9.12	12.60	11.69
	Mongar HSS	31	22	53	23	12	35	8	10	18	74.19	54.55	66.04	49.10	40.77	45.64	14.99	15.82	15.75
	Sherub Reldri HSS	58	57	115	30	32	62	28	25	53	51.72	56.14	53.91	41.26	45.28	43.25	14.82	15.55	15.25
	Yadi HSS	26	24	50	16	16	32	10	8	18	61.54	66.67	64.00	44.00	47.17	45.52	13.78	16.07	14.86
	Total	126	124	250	79	72	151	47	52	99	62.70	58.06	60.40	44.33	44.31	44.32	14.48	15.23	14.83
Paro	Drukgyel CS	49	31	80	33	11	44	16	20	36	67.35	35.48	55.00	40.88	34.45	38.39	8.54	10.67	9.87
	Kuenga HSS	20	36	56	14	16	30	6	20	26	70.00	44.44	53.57	44.90	39.22	41.25	11.89	14.23	13.61
	Shari HSS	47	21	68	23	10	33	24	11	35	48.94	47.62	48.53	38.85	37.29	38.37	12.20	13.95	12.68
	Tenzin HSS	45	33	78	28	14	42	17	19	36	62.22	42.42	53.85	42.09	35.67	39.37	15.36	15.28	15.56
	Utpal HSS	106	76	182	60	42	102	46	34	80	56.60	55.26	56.04	40.93	40.76	40.86	14.40	15.73	14.93
	Yoezerling HSS	106	91	197	32	35	67	74	56	130	30.19	38.46	34.01	34.18	33.13	33.70	14.16	15.86	14.94
	Total	373	288	661	190	128	318	183	160	343	50.94	44.44	48.11	39.10	36.64	38.03	13.76	15.15	14.42
Pemagatshel	Nangkor CS	64	44	108	49	31	80	15	13	28	76.56	70.45	74.07	45.69	44.34	45.14	10.60	14.03	12.07
	Nganglam HSS	12	4	16	7	2	9	5	2	7	58.33	50.00	56.25	37.75	37.75	37.75	10.52	14.52	11.11
	Total	76	48	124	56	33	89	20	15	35	73.68	68.75	71.77	44.43	43.79	44.19	10.92	14.04	12.17
Punakha	Dashiding HSS	45	28	73	34	18	52	11	10	21	75.56	64.29	71.23	47.40	44.82	46.41	13.14	12.02	12.70
	Punakha CS	48	40	88	42	23	65	6	17	23	87.50	57.50	73.86	49.81	42.18	46.34	12.14	14.84	13.89



DZONGKHAG	SCHOOL	APPEARED			PASS			FAIL			PASS PERCENTAGE			MEAN			STANDARD DEVIATION		
		F	M	TOT	F	M	TOT	F	M	TOT	F	M	TOT	F	M	TOT	F	M	TOT
	Ugyen Academy	66	28	94	63	24	87	3	4	7	95.45	85.71	92.55	57.53	54.71	56.69	12.61	14.29	13.12
	Total	159	96	255	139	65	204	20	31	51	87.42	67.71	80.00	52.33	46.60	50.18	13.32	14.77	14.13
Samdrup Jongkhar	Dungsam Academy	81	73	154	18	18	36	63	55	118	22.22	24.66	23.38	28.85	30.41	29.59	15.15	13.65	14.44
	Karmaling HSS	31	30	61	23	22	45	8	8	16	74.19	73.33	73.77	43.71	46.20	44.93	10.62	12.43	11.52
	Orong HSS	48	28	76	33	11	44	15	17	32	68.75	39.29	57.89	42.94	36.04	40.39	10.48	13.72	12.16
	Total	160	131	291	74	51	125	86	80	166	46.25	38.93	42.96	35.96	35.23	35.63	14.88	14.76	14.80
Samtse	Peljorling HSS	19	15	34	14	8	22	5	7	12	73.68	53.33	64.71	43.00	39.27	41.35	9.66	10.76	10.17
	Samtse HSS	20	19	39	13	8	21	7	11	18	65.00	42.11	53.85	40.15	34.79	37.54	11.22	13.65	12.60
	Tendruk CS	13	18	31	9	10	19	4	8	12	69.23	55.56	61.29	45.23	42.39	43.58	12.89	11.93	12.21
	Total	52	52	104	36	26	62	16	26	42	69.23	50.00	59.62	42.46	38.71	40.59	11.09	12.47	11.90
Sarpang	Gelephu HSS	19	17	36	19	12	31	0	5	5	100.00	70.59	86.11	63.63	52.24	58.25	13.11	19.64	17.26
	Kuendrup HSS	210	146	356	129	94	223	81	52	133	61.43	64.38	62.64	42.34	45.29	43.55	13.24	16.38	14.66
	Losel Gyatsho Academy	56	54	110	29	35	64	27	19	46	51.79	64.81	58.18	40.02	45.72	42.82	12.74	15.02	14.14
	Sarpang CS	27	25	52	16	12	28	11	13	24	59.26	48.00	53.85	39.93	39.36	39.65	11.48	11.31	11.29
	Total	312	242	554	193	153	346	119	89	208	61.86	63.22	62.45	43.01	45.26	43.99	14.01	16.02	14.95
Thimphu	Dechhenchoeling Higher Secondary	26	24	50	19	13	32	7	11	18	73.08	54.17	64.00	44.77	41.33	43.12	12.54	11.19	11.92
	Kelki HSS	221	170	391	87	84	171	134	86	220	39.37	49.41	43.73	36.83	39.32	37.91	12.26	14.76	13.44
	Motithang HSS	116	49	165	71	23	94	45	26	71	61.21	46.94	56.97	42.58	40.90	42.08	12.21	13.39	12.56
	Nima HSS	165	95	260	94	59	153	71	36	107	56.97	62.11	58.85	40.75	42.65	41.45	14.36	14.69	14.48
	Pelkhil HSS	136	101	237	83	62	145	53	39	92	61.03	61.39	61.18	42.12	41.97	42.05	15.83	15.50	15.66
	Rinchen HSS	178	128	306	95	70	165	83	58	141	53.37	54.69	53.92	38.20	39.86	38.89	11.21	14.37	12.63
	Wangbama CS	28	27	55	16	14	30	12	13	25	57.14	51.85	54.55	43.71	38.67	41.24	10.82	10.32	10.79
	Yangchenphug HSS	125	79	204	93	43	136	32	36	68	74.40	54.43	66.67	44.77	39.42	42.70	11.37	13.13	12.33
	Total	995	673	1668	558	368	926	437	305	742	56.08	54.68	55.52	40.52	40.46	40.49	13.12	14.24	13.58

DZONGKHAG	SCHOOL	APPEARED			PASS			FAIL			PASS PERCENTAGE			MEAN			STANDARD DEVIATION		
		F	M	TOT	F	M	TOT	F	M	TOT	F	M	TOT	F	M	TOT	F	M	TOT
Trashigang	Jampeling HSS	36	40	76	35	29	64	1	11	12	97.22	72.50	84.21	54.81	48.63	51.55	8.86	14.28	12.34
	Jigme Sherubling CS	32	21	53	23	14	37	9	7	16	71.88	66.67	69.81	52.38	46.24	49.94	16.14	19.14	17.47
	Ranjung CS	30	13	43	29	10	39	1	3	4	96.67	76.92	90.70	57.50	41.77	52.74	9.01	16.54	13.70
	Trashitse HSS	39	24	63	16	4	20	23	20	43	41.03	16.67	31.75	34.36	26.58	31.40	9.80	11.89	11.22
	Total	137	98	235	103	57	160	34	41	75	75.18	58.16	68.09	49.01	41.81	46.00	14.59	17.48	16.22
Trashiyangtse	Bayling CS	33	42	75	29	36	65	4	6	10	87.88	85.71	86.67	49.88	52.07	51.11	11.59	12.38	12.01
	Total	33	42	75	29	36	65	4	6	10	87.88	85.71	86.67	49.88	52.07	51.11	11.59	12.38	12.01
Trongsa	Sherubling CS	8	19	27	5	7	12	3	12	15	62.50	36.84	44.44	39.63	35.68	36.85	10.13	12.33	11.67
	Total	8	19	27	5	7	12	3	12	15	62.50	36.84	44.44	39.63	35.68	36.85	10.13	12.33	11.67
Tsirang	Damphu CS	80	80	160	67	50	117	13	30	43	83.75	62.50	73.13	51.83	45.51	48.67	14.44	16.42	15.74
	Total	80	80	160	67	50	117	13	30	43	83.75	62.50	73.13	51.83	45.51	48.67	14.44	16.42	15.74
Wangdue Phodrang	Bajothang HSS	30	21	51	23	17	40	7	4	11	76.67	80.95	78.43	46.20	46.10	46.16	13.49	11.09	12.44
	Gaselo CS	37	15	52	25	5	30	12	10	22	67.57	33.33	57.69	44.00	37.80	42.21	12.73	12.94	12.97
	Total	67	36	103	48	22	70	19	14	33	71.64	61.11	67.96	44.99	42.64	44.17	13.02	12.42	12.80
Zhemgang	Zhemgang CS	43	50	93	20	30	50	23	20	43	46.51	60.00	53.76	38.28	42.12	40.34	12.41	12.14	12.35
	Total	43	50	93	20	30	50	23	20	43	46.51	60.00	53.76	38.28	42.12	40.34	12.41	12.14	12.35

COMMERCE

DZONGKHAG	SCHOOL	APPEARED			PASS			FAIL			PASS PERCENTAGE			MEAN			STANDARD DEVIATION		
		F	M	TOT	F	M	TOT	F	M	TOT	F	M	TOT	F	M	TOT	F	M	TOT
Bumthang	Jakar HSS	36	18	54	30	12	42	6	6	12	83.33	66.67	77.78	53.11	47.33	51.19	15.27	16.38	15.73
	Sonam Kuenphen HSS	21	30	51	17	18	35	4	12	16	80.95	60.00	68.63	49.52	44.97	46.84	13.22	15.48	14.63
	Total	57	48	105	47	30	77	10	18	28	82.46	62.50	73.33	51.79	45.85	49.08	14.53	15.70	15.29
Chhukha	Chukha CS	35	43	78	18	24	42	17	19	36	51.43	55.81	53.85	40.66	41.30	41.01	12.00	16.61	14.64
	Gedu HSS	8	16	24	6	8	14	2	8	10	75.00	50.00	58.33	46.88	39.88	42.21	15.51	15.12	15.29



DZONGKHAG	SCHOOL	APPEARED			PASS			FAIL			PASS PERCENTAGE			MEAN			STANDARD DEVIATION		
		F	M	TOT	F	M	TOT	F	M	TOT	F	M	TOT	F	M	TOT	F	M	TOT
	Norbu Academy	26	29	55	12	15	27	14	14	28	46.15	51.72	49.09	36.31	38.00	37.20	15.73	17.55	16.58
	Pakshikha CS	14	20	34	9	15	24	5	5	10	64.29	75.00	70.59	46.43	45.05	45.62	16.04	11.66	13.42
	Phuentsholing HSS	45	20	65	30	10	40	15	10	25	66.67	50.00	61.54	44.18	37.65	42.17	12.43	11.24	12.37
	Reldri HSS	34	38	72	15	17	32	19	21	40	44.12	44.74	44.44	38.85	37.24	38.00	16.90	15.03	15.85
	Total	162	166	328	90	89	179	72	77	149	55.56	53.61	54.57	41.36	39.67	40.51	14.57	15.19	14.89
Dagana	Daga HSS	15	17	32	10	11	21	5	6	11	66.67	64.71	65.63	42.87	41.82	42.31	10.19	15.82	13.28
	Drukjegang HSS	6	11	17	5	8	13	1	3	4	83.33	72.73	76.47	56.83	43.27	48.06	17.03	9.61	13.90
	Total	21	28	49	15	19	34	6	9	15	71.43	67.86	69.39	46.86	42.39	44.31	13.68	13.53	13.64
Haa	Gongzim Ugyen Dorji Higher Second	10	24	34	10	19	29	0	5	5	100.00	79.17	85.29	60.10	47.79	51.41	11.07	14.68	14.70
	Jampel HSS	61	80	141	55	71	126	6	9	15	90.16	88.75	89.36	56.69	56.39	56.52	13.36	12.69	12.94
	Total	71	104	175	65	90	155	6	14	20	91.55	86.54	88.57	57.17	54.40	55.53	13.04	13.60	13.41
Lhuntse	Lhuntse HSS	17	22	39	12	16	28	5	6	11	70.59	72.73	71.79	48.29	44.41	46.10	11.18	11.12	11.17
	Total	17	22	39	12	16	28	5	6	11	70.59	72.73	71.79	48.29	44.41	46.10	11.18	11.12	11.17
Mongar	Gyelpozhing CS	7	19	26	6	14	20	1	5	6	85.71	73.68	76.92	44.86	45.32	45.19	14.08	13.69	13.51
	Mongar HSS	18	17	35	18	16	34	0	1	1	100.00	94.12	97.14	60.78	55.35	58.14	16.39	11.32	14.22
	Sherub Reldri HSS	23	25	48	20	19	39	3	6	9	86.96	76.00	81.25	50.30	47.80	49.00	13.42	16.49	14.99
	Total	48	61	109	44	49	93	4	12	16	91.67	80.33	85.32	53.44	49.13	51.03	15.59	14.68	15.17
Paro	Drukgyel CS	49	31	80	35	16	51	14	15	29	71.43	51.61	63.75	42.20	38.48	40.76	11.14	15.19	12.90
	Kuenga HSS	7	24	31	6	19	25	1	5	6	85.71	79.17	80.65	58.57	48.21	50.55	12.52	14.31	14.41
	Shari HSS	18	12	30	9	6	15	9	6	15	50.00	50.00	50.00	37.67	42.08	39.43	12.31	11.70	12.06
	Tenzin HSS	22	16	38	16	8	24	6	8	14	72.73	50.00	63.16	46.05	38.13	42.71	14.61	15.40	15.27
	Utpal HSS	68	55	123	52	36	88	16	19	35	76.47	65.45	71.54	47.68	45.51	46.71	13.99	16.86	15.31
	Yoezerling HSS	48	56	104	22	25	47	26	31	57	45.83	44.64	45.19	36.54	35.27	35.86	16.16	19.49	17.96
	Total	212	194	406	140	110	250	72	84	156	66.04	56.70	61.58	43.23	40.94	42.14	14.65	17.26	15.97
Pemagatshel	Nangkor CS	11	15	26	11	11	22	0	4	4	100.00	73.33	84.62	56.18	49.67	52.42	9.37	12.72	11.68
	Total	11	15	26	11	11	22	0	4	4	100.00	73.33	84.62	56.18	49.67	52.42	9.37	12.72	11.68

DZONGKHAG	SCHOOL	APPEARED			PASS			FAIL			PASS PERCENTAGE			MEAN			STANDARD DEVIATION		
		F	M	TOT	F	M	TOT	F	M	TOT	F	M	TOT	F	M	TOT	F	M	TOT
Punakha	Dashiding HSS	23	14	37	19	11	30	4	3	7	82.61	78.57	81.08	50.61	47.50	49.43	14.15	13.91	13.95
	Punakha CS	18	21	39	13	7	20	5	14	19	72.22	33.33	51.28	44.67	30.29	36.92	12.07	12.95	14.36
	Ugyen Academy	95	90	185	81	76	157	14	14	28	85.26	84.44	84.86	50.85	51.02	50.94	11.18	12.92	12.03
	Total	136	125	261	113	94	207	23	31	54	83.09	75.20	79.31	49.99	47.14	48.63	11.93	15.04	13.56
Samdrup Jongkhar	Dungsam Academy	26	28	54	14	12	26	12	16	28	53.85	42.86	48.15	38.46	35.57	36.96	17.58	20.28	18.91
	Karmaling HSS	18	16	34	17	16	33	1	0	1	94.44	100.00	97.06	59.89	58.94	59.44	11.41	9.36	10.35
	Orong HSS	22	18	40	19	12	31	3	6	9	86.36	66.67	77.50	50.05	44.22	47.42	11.81	14.35	13.17
	Total	66	62	128	50	40	90	16	22	38	75.76	64.52	70.31	48.17	44.11	46.20	16.58	18.76	17.72
Samtse	Samtse HSS	14	13	27	10	5	15	4	8	12	71.43	38.46	55.56	45.50	35.62	40.74	13.53	14.36	14.56
	Tendruk CS	13	20	33	12	16	28	1	4	5	92.31	80.00	84.85	54.92	48.75	51.18	8.15	11.03	10.32
	Total	27	33	60	22	21	43	5	12	17	81.48	63.64	71.67	50.04	43.58	46.48	12.05	13.85	13.36
Sarpang	Gelephu HSS	30	42	72	29	32	61	1	10	11	96.67	76.19	84.72	57.23	48.14	51.93	12.31	13.78	13.85
	Kuendrup HSS	98	88	186	74	67	141	24	21	45	75.51	76.14	75.81	47.19	49.09	48.09	13.29	15.43	14.34
	Losel Gyatsho Academy	30	31	61	22	23	45	8	8	16	73.33	74.19	73.77	47.27	50.68	49.00	14.28	17.35	15.88
	Sarpang CS	14	24	38	11	14	25	3	10	13	78.57	58.33	65.79	45.43	40.96	42.61	11.77	11.88	11.88
	Total	172	185	357	136	136	272	36	49	85	79.07	73.51	76.19	48.81	48.09	48.44	13.65	15.16	14.44
Thimphu	Dechenchoeling Higher Secondary	7	25	32	6	18	24	1	7	8	85.71	72.00	75.00	45.14	44.40	44.56	9.84	11.25	10.81
	Kelki HSS	138	120	258	94	62	156	44	58	102	68.12	51.67	60.47	44.41	40.61	42.64	14.47	15.39	15.00
	Motithang HSS	96	51	147	75	28	103	21	23	44	78.13	54.90	70.07	46.60	42.71	45.25	11.63	12.36	11.99
	Nima HSS	87	60	147	65	43	108	22	17	39	74.71	71.67	73.47	47.47	47.03	47.29	14.08	15.26	14.52
	Pelkhil HSS	85	61	146	63	40	103	22	21	43	74.12	65.57	70.55	46.42	43.98	45.40	15.01	15.58	15.25
	Rinchen HSS	90	96	186	64	63	127	26	33	59	71.11	65.63	68.28	44.63	43.22	43.90	13.36	16.72	15.16
	Wangbama CS	14	12	26	8	4	12	6	8	14	57.14	33.33	46.15	41.21	34.58	38.15	10.84	14.23	12.71
	Yangchenphug HSS	98	78	176	85	57	142	13	21	34	86.73	73.08	80.68	51.17	45.88	48.83	12.40	13.86	13.29
	Total	615	503	1118	460	315	775	155	188	343	74.80	62.62	69.32	46.51	43.36	45.09	13.62	15.07	14.37



DZONGKHAG	SCHOOL	APPEARED			PASS			FAIL			PASS PERCENTAGE			MEAN			STANDARD DEVIATION		
		F	M	TOT	F	M	TOT	F	M	TOT	F	M	TOT	F	M	TOT	F	M	TOT
Trashigang	Jampeling HSS	14	23	37	14	22	36	0	1	1	100.00	95.65	97.30	55.57	55.78	55.70	8.29	12.20	10.76
	Ranjung CS	18	17	35	17	10	27	1	7	8	94.44	58.82	77.14	55.22	40.35	48.00	12.58	12.90	14.64
	Trashitse HSS	24	18	42	19	15	34	5	3	8	79.17	83.33	80.95	47.13	48.50	47.71	12.79	11.93	12.30
	Total	56	58	114	50	47	97	6	11	17	89.29	81.03	85.09	51.84	49.00	50.39	12.27	13.69	13.04
Trashiyangtse	Bayling CS	18	25	43	11	13	24	7	12	19	61.11	52.00	55.81	39.39	37.56	38.33	11.41	11.22	11.20
	Total	18	25	43	11	13	24	7	12	19	61.11	52.00	55.81	39.39	37.56	38.33	11.41	11.22	11.20
Tsirang	Damphu CS	18	21	39	17	18	35	1	3	4	94.44	85.71	89.74	50.44	49.48	49.92	11.14	13.26	12.18
	Total	18	21	39	17	18	35	1	3	4	94.44	85.71	89.74	50.44	49.48	49.92	11.14	13.26	12.18
Wangdue Phodrang	Bajothang HSS	9	10	19	7	8	15	2	2	4	77.78	80.00	78.95	47.33	43.50	45.32	13.05	6.21	9.94
	Gaselo CS	26	8	34	22	4	26	4	4	8	84.62	50.00	76.47	50.08	39.00	47.47	12.05	9.18	12.27
	TOTAL	35	18	53	29	12	41	6	6	12	82.86	66.67	77.36	49.37	41.50	46.70	12.18	7.77	11.44
Zhemgang	Zhemgang CS	13	15	28	11	12	23	2	3	5	84.62	80.00	82.14	44.69	48.73	46.86	10.94	12.13	11.56
	Total	13	15	28	11	12	23	2	3	5	84.62	80.00	82.14	44.69	48.73	46.86	10.94	12.13	11.56

ACCOUNTANCY

DZONGKHAG	SCHOOL	APPEARED			PASS			FAIL			PASS PERCENTAGE			MEAN			STANDARD DEVIATION		
		F	M	TOT	F	M	TOT	F	M	TOT	F	M	TOT	F	M	TOT	F	M	TOT
Bumthang	Jakar HSS	36	18	54	34	18	52	2	0	2	94.44	100.00	96.30	57.56	57.89	57.67	12.84	12.99	12.77
	Sonam Kuenphen HSS	21	30	51	19	22	41	2	8	10	90.48	73.33	80.39	52.38	55.00	53.92	12.64	18.63	16.34
	Total	57	48	105	53	40	93	4	8	12	92.98	83.33	88.57	55.65	56.08	55.85	12.90	16.65	14.66
Chhukha	Chukha CS	35	43	78	28	26	54	7	17	24	80.00	60.47	69.23	46.40	44.35	45.27	13.18	16.21	14.87
	Gedu HSS	8	16	24	7	10	17	1	6	7	87.50	62.50	70.83	51.75	45.62	47.67	8.68	18.90	16.27
	Norbu Academy	26	29	55	22	23	45	4	6	10	84.62	79.31	81.82	50.08	53.07	51.65	11.51	17.30	14.79
	Pakshikha CS	14	20	34	10	14	24	4	6	10	71.43	70.00	70.59	44.64	45.40	45.09	13.24	8.95	10.74
	Phuentsholing HSS	45	20	65	34	15	49	11	5	16	75.56	75.00	75.38	45.58	47.10	46.05	12.09	11.47	11.84

DZONGKHAG	SCHOOL	APPEARED			PASS			FAIL			PASS PERCENTAGE			MEAN			STANDARD DEVIATION		
		F	M	TOT	F	M	TOT	F	M	TOT	F	M	TOT	F	M	TOT	F	M	TOT
	Reldri HSS	34	38	72	24	27	51	10	11	21	70.59	71.05	70.83	44.88	46.97	45.99	14.39	14.98	14.64
	Total	162	166	328	125	115	240	37	51	88	77.16	69.28	73.17	46.56	47.05	46.81	12.71	15.28	14.05
Dagana	Daga HSS	15	17	32	13	7	20	2	10	12	86.67	41.18	62.50	46.40	38.12	42.00	7.87	11.86	10.87
	Drukjegang HSS	6	11	17	5	10	15	1	1	2	83.33	90.91	88.24	44.33	48.27	46.88	12.28	9.39	10.30
	Total	21	28	49	18	17	35	3	11	14	85.71	60.71	71.43	45.81	42.11	43.69	9.05	11.90	10.83
Haa	Gongzim Ugyen Dorji HSS	10	24	34	10	23	33	0	1	1	100.00	95.83	97.06	69.00	61.25	63.53	11.48	15.11	14.42
	Jampel HSS	61	80	141	61	79	140	0	1	1	100.00	98.75	99.29	63.69	66.20	65.11	11.49	12.50	12.10
	Total	71	104	175	71	102	173	0	2	2	100.00	98.08	98.86	64.44	65.06	64.81	11.56	13.24	12.55
Lhuntse	Lhuntse HSS	17	22	39	17	22	39	0	0	0	100.00	100.00	100.00	63.71	61.91	62.69	11.68	9.23	10.26
	Total	17	22	39	17	22	39	0	0	0	100.00	100.00	100.00	63.71	61.91	62.69	11.68	9.23	10.26
Mongar	Gyelpozhing CS	7	19	26	6	13	19	1	6	7	85.71	68.42	73.08	45.43	42.89	43.58	6.50	10.97	9.90
	Mongar HSS	18	17	35	18	17	35	0	0	0	100.00	100.00	100.00	65.94	64.94	65.46	14.45	11.97	13.12
	Sherub Reldri HSS	23	25	48	21	18	39	2	7	9	91.30	72.00	81.25	53.09	49.20	51.06	13.66	15.40	14.57
	Total	48	61	109	45	48	93	3	13	16	93.75	78.69	85.32	56.79	51.62	53.90	15.04	15.68	15.55
Paro	Drukgyel CS	49	31	80	48	26	74	1	5	6	97.96	83.87	92.50	64.08	54.52	60.38	11.37	17.06	14.53
	Kuenga HSS	7	24	31	5	12	17	2	12	14	71.43	50.00	54.84	48.43	42.38	43.74	12.82	15.15	14.68
	Shari HSS	18	12	30	13	9	22	5	3	8	72.22	75.00	73.33	45.61	46.17	45.83	10.79	10.78	10.60
	Tenzin HSS	22	16	38	18	8	26	4	8	12	81.82	50.00	68.42	51.45	40.50	46.84	17.21	19.55	18.79
	Utpal HSS	68	55	123	57	44	101	11	11	22	83.82	80.00	82.11	51.13	53.95	52.39	13.33	17.61	15.39
	Yoezerling HSS	48	56	104	35	37	72	13	19	32	72.92	66.07	69.23	42.71	43.04	42.88	11.46	14.83	13.32
	Total	212	194	406	176	136	312	36	58	94	83.02	70.10	76.85	51.69	47.87	49.86	14.71	17.06	15.97
Pemagatshel	Nangkor CS	11	15	26	11	14	25	0	1	1	100.00	93.33	96.15	64.82	54.67	58.96	7.39	13.11	12.01
	Total	11	15	26	11	14	25	0	1	1	100.00	93.33	96.15	64.82	54.67	58.96	7.39	13.11	12.01
Punakha	Dashiding HSS	23	14	37	23	14	37	0	0	0	100.00	100.00	100.00	60.39	56.36	58.86	11.11	12.67	11.72



DZONGKHAG	SCHOOL	APPEARED			PASS			FAIL			PASS PERCENTAGE			MEAN			STANDARD DEVIATION		
		F	M	TOT	F	M	TOT	F	M	TOT	F	M	TOT	F	M	TOT	F	M	TOT
	Punakha CS	18	21	39	17	17	34	1	4	5	94.44	80.95	87.18	61.61	58.33	59.85	13.55	15.71	14.66
	Ugyen Academy	95	90	185	95	89	184	0	1	1	100.00	98.89	99.46	72.45	72.21	72.34	9.60	10.95	10.25
	Total	136	125	261	135	120	255	1	5	6	99.26	96.00	97.70	68.98	68.10	68.56	11.65	13.66	12.64
Samdrup Jongkhar	Dungsam Academy	26	28	54	22	21	43	4	7	11	84.62	75.00	79.63	53.08	52.39	52.72	13.61	17.80	15.78
	Karmaling HSS	18	16	34	18	11	29	0	5	5	100.00	68.75	85.29	55.67	50.06	53.03	6.86	15.37	11.82
	Orong HSS	22	18	40	18	7	25	4	11	15	81.82	38.89	62.50	46.68	37.17	42.40	11.09	10.22	11.61
	Total	66	62	128	58	39	97	8	23	31	87.88	62.90	75.78	51.65	47.37	49.58	11.70	16.48	14.33
Samtse	Samtse HSS	14	13	27	12	10	22	2	3	5	85.71	76.92	81.48	52.50	48.46	50.56	13.35	13.09	13.13
	Tendruk CS	13	20	33	12	14	26	1	6	7	92.31	70.00	78.79	56.62	47.40	51.03	13.40	13.90	14.25
	Total	27	33	60	24	24	48	3	9	12	88.89	72.73	80.00	54.48	47.82	50.82	13.28	13.39	13.64
Sarpang	Gelephu HSS	30	42	72	30	42	72	0	0	0	100.00	100.00	100.00	68.30	63.24	65.35	9.44	10.25	10.17
	Kuendrup HSS	98	86	184	75	65	140	23	21	44	76.53	75.58	76.09	47.34	50.76	48.93	12.03	15.95	14.06
	Losel Gyatsho Academy	30	31	61	23	28	51	7	3	10	76.67	90.32	83.61	51.13	54.45	52.82	15.26	14.26	14.73
	Sarpang CS	14	24	38	10	15	25	4	9	13	71.43	62.50	65.79	46.64	42.17	43.82	12.04	11.37	11.67
	Total	172	183	355	138	150	288	34	33	67	80.23	81.97	81.13	51.60	53.12	52.38	14.46	15.32	14.91
Thimphu	Dechhenchoeling Higher Secondary	7	25	32	4	15	19	3	10	13	57.14	60.00	59.38	37.14	44.12	42.59	8.36	16.89	15.58
	Kelki HSS	138	120	258	120	75	195	18	45	63	86.96	62.50	75.58	49.36	45.53	47.57	12.85	16.97	15.00
	Motithang HSS	96	51	147	94	51	145	2	0	2	97.92	100.00	98.64	61.65	59.12	60.77	11.27	13.04	11.93
	Nima HSS	87	60	147	74	49	123	13	11	24	85.06	81.67	83.67	52.69	53.07	52.84	13.75	17.12	15.16
	Pelkhil HSS	85	61	146	69	38	107	16	23	39	81.18	62.30	73.29	48.42	46.33	47.55	13.01	17.44	15.00
	Rinchen HSS	90	96	186	56	68	124	34	28	62	62.22	70.83	66.67	43.16	47.20	45.24	14.53	16.11	15.45
	Wangbama CS	14	12	26	7	4	11	7	8	15	50.00	33.33	42.31	38.36	31.92	35.38	6.55	10.10	8.83
	Yangchenphug HSS	98	78	176	87	54	141	11	24	35	88.78	69.23	80.11	52.68	46.51	49.95	12.44	13.61	13.29
	Total	615	503	1118	511	354	865	104	149	253	83.09	70.38	77.37	50.85	47.98	49.56	14.06	16.56	15.30
Trashigang	Jampeling HSS	14	23	37	12	13	25	2	10	12	85.71	56.52	67.57	49.71	39.96	43.65	12.42	10.13	11.89
	Ranjung CS	18	17	35	18	16	34	0	1	1	100.00	94.12	97.14	65.17	53.18	59.34	7.21	9.18	10.13

DZONGKHAG	SCHOOL	APPEARED			PASS			FAIL			PASS PERCENTAGE			MEAN			STANDARD DEVIATION		
		F	M	TOT	F	M	TOT	F	M	TOT	F	M	TOT	F	M	TOT	F	M	TOT
	Trashitse HSS	24	18	42	23	17	40	1	1	2	95.83	94.44	95.24	55.87	63.67	59.21	12.05	12.38	12.66
	Total	56	58	114	53	46	99	3	12	15	94.64	79.31	86.84	57.32	51.19	54.20	12.21	14.50	13.71
Trashiyangtse	Bayling CS	18	25	43	11	11	22	7	14	21	61.11	44.00	51.16	41.17	37.52	39.05	11.32	12.97	12.30
	Total	18	25	43	11	11	22	7	14	21	61.11	44.00	51.16	41.17	37.52	39.05	11.32	12.97	12.30
Tsirang	Damphu CS	18	21	39	18	21	39	0	0	0	100.00	100.00	100.00	61.61	61.81	61.72	12.83	11.29	11.86
	Total	18	21	39	18	21	39	0	0	0	100.00	100.00	100.00	61.61	61.81	61.72	12.83	11.29	11.86
Wangdue Phodrang	Bajothang HSS	9	10	19	8	9	17	1	1	2	88.89	90.00	89.47	47.33	48.70	48.05	10.64	8.77	9.45
	Gaselo CS	26	8	34	23	3	26	3	5	8	88.46	37.50	76.47	48.85	43.50	47.59	10.16	17.62	12.22
	Total	35	18	53	31	12	43	4	6	10	88.57	66.67	81.13	48.46	46.39	47.75	10.15	13.25	11.21
Zhemgang	Zhemgang CS	13	15	28	12	14	26	1	1	2	92.31	93.33	92.86	51.38	56.13	53.93	13.85	11.66	12.71
	Total	13	15	28	12	14	26	1	1	2	92.31	93.33	92.86	51.38	56.13	53.93	13.85	11.66	12.71

MATHEMATICS

DZONGKHAG	SCHOOL	APPEARED			PASS			FAIL			PASS PERCENTAGE			MEAN			STANDARD DEVIATION		
		F	M	TOT	F	M	TOT	F	M	TOT	F	M	TOT	F	M	TOT	F	M	TOT
Bumthang	Jakar HSS	8	17	25	7	17	24	1	0	1	87.50	100.00	96.00	57.50	63.06	61.28	20.59	13.22	15.72
	Total	8	17	25	7	17	24	1	0	1	87.50	100.00	96.00	57.50	63.06	61.28	20.59	13.22	15.72
Chhukha	Chukha CS	23	58	81	13	41	54	10	17	27	56.52	70.69	66.67	45.17	48.40	47.48	21.99	19.70	20.29
	Gedu HSS	11	24	35	3	18	21	8	6	14	27.27	75.00	60.00	33.73	50.21	45.03	15.95	19.99	20.13
	Phuentsholing HSS	35	41	76	34	36	70	1	5	6	97.14	87.80	92.11	57.03	58.07	57.59	14.72	16.90	15.84
	Total	69	123	192	50	95	145	19	28	47	72.46	77.24	75.52	49.36	51.98	51.04	19.44	19.22	19.29
Dagana	Daga HSS	8	11	19	3	9	12	5	2	7	37.50	81.82	63.16	36.63	51.82	45.42	12.12	11.55	13.81
	Drukjegang HSS	7	11	18	4	8	12	3	3	6	57.14	72.73	66.67	39.00	45.91	43.22	4.08	14.85	12.15
	Total	15	22	37	7	17	24	8	5	13	46.67	77.27	64.86	37.73	48.86	44.35	9.06	13.33	12.89



DZONGKHAG	SCHOOL	APPEARED			PASS			FAIL			PASS PERCENTAGE			MEAN			STANDARD DEVIATION		
		F	M	TOT	F	M	TOT	F	M	TOT	F	M	TOT	F	M	TOT	F	M	TOT
Haa	Gongzim Ugyen Dorji Higher Second	7	15	22	7	10	17	0	5	5	100.00	66.67	77.27	54.71	47.33	49.68	9.93	19.50	17.15
	Jampel HSS	22	42	64	18	38	56	4	4	8	81.82	90.48	87.50	53.32	58.07	56.44	15.86	15.45	15.63
	Total	29	57	86	25	48	73	4	9	13	86.21	84.21	84.88	53.66	55.25	54.71	14.49	17.10	16.20
Lhuntse	Lhuntse HSS	5	15	20	5	15	20	0	0	0	100.00	100.00	100.00	74.00	67.47	69.10	9.62	11.57	11.25
	Total	5	15	20	5	15	20	0	0	0	100.00	100.00	100.00	74.00	67.47	69.10	9.62	11.57	11.25
Mongar	Gyelpozhing CS	5	22	27	3	9	12	2	13	15	60.00	40.91	44.44	38.80	38.68	38.70	19.22	18.60	18.34
	Mongar HSS	8	16	24	8	14	22	0	2	2	100.00	87.50	91.67	65.00	57.25	59.83	14.50	17.09	16.38
	Sherub Reldri HSS	6	7	13	6	6	12	0	1	1	100.00	85.71	92.31	58.50	62.00	60.38	15.85	17.36	16.08
	Yadi HSS	3	11	14	2	9	11	1	2	3	66.67	81.82	78.57	45.00	57.82	55.07	8.00	15.99	15.38
	Total	22	56	78	19	38	57	3	18	21	86.36	67.86	73.08	54.55	50.66	51.76	18.01	19.69	19.20
Paro	Drukgyel CS	22	35	57	20	32	52	2	3	5	90.91	91.43	91.23	57.73	61.17	59.84	16.51	16.28	16.31
	Kuenga HSS	11	31	42	10	26	36	1	5	6	90.91	83.87	85.71	59.73	62.10	61.48	19.82	20.04	19.77
	Shari HSS	13	18	31	8	11	19	5	7	12	61.54	61.11	61.29	43.23	46.00	44.84	16.88	19.25	18.05
	Tenzin HSS	11	30	41	11	28	39	0	2	2	100.00	93.33	95.12	58.27	64.10	62.54	15.35	15.41	15.42
	Total	57	114	171	49	97	146	8	17	25	85.96	85.09	85.38	54.91	59.80	58.17	17.81	18.45	18.33
Pemagatshel	Nangkor CS	16	39	55	13	36	49	3	3	6	81.25	92.31	89.09	51.31	60.05	57.51	14.78	15.12	15.41
	Nganglam HSS	3	11	14	2	7	9	1	4	5	66.67	63.64	64.29	59.00	46.09	48.86	30.05	15.18	18.61
	Total	19	50	69	15	43	58	4	7	11	78.95	86.00	84.06	52.53	56.98	55.75	17.05	16.07	16.34
Punakha	Punakha CS	22	43	65	16	35	51	6	8	14	72.73	81.40	78.46	52.05	55.21	54.14	17.88	18.37	18.12
	Ugyen Academy	30	77	107	30	76	106	0	1	1	100.00	98.70	99.07	73.30	74.83	74.40	10.63	12.62	12.07
	Total	52	120	172	46	111	157	6	9	15	88.46	92.50	91.28	64.31	67.80	66.74	17.56	17.61	17.61
Samdrup Jongkhar	Dungsam Academy	22	36	58	20	29	49	2	7	9	90.91	80.56	84.48	61.50	58.00	59.33	14.77	19.11	17.54
	Karmaling HSS	2	24	26	2	20	22	0	4	4	100.00	83.33	84.62	71.00	55.79	56.96	4.24	14.43	14.47
	Orong HSS	14	26	40	6	12	18	8	14	22	42.86	46.15	45.00	40.43	38.58	39.23	15.17	16.17	15.66
	Total	38	86	124	28	61	89	10	25	35	73.68	70.93	71.77	54.24	51.51	52.35	18.00	18.92	18.61

DZONGKHAG	SCHOOL	APPEARED			PASS			FAIL			PASS PERCENTAGE			MEAN			STANDARD DEVIATION		
		F	M	TOT	F	M	TOT	F	M	TOT	F	M	TOT	F	M	TOT	F	M	TOT
Samtse	Peljorling HSS	1	9	10	1	8	9	0	1	1	100.00	88.89	90.00	48.00	57.11	56.20	.	19.62	18.72
	Samtse HSS	17	22	39	13	17	30	4	5	9	76.47	77.27	76.92	47.76	48.95	48.44	16.79	17.26	16.84
	Tendruk CS	15	27	42	12	21	33	3	6	9	80.00	77.78	78.57	51.33	60.11	56.98	14.93	23.09	20.79
	Total	33	58	91	26	46	72	7	12	19	78.79	79.31	79.12	49.39	55.41	53.23	15.54	20.83	19.22
Sarpang	Gelephu HSS	16	28	44	14	23	37	2	5	7	87.50	82.14	84.09	53.44	51.89	52.45	12.69	19.24	17.01
	Kuendrup HSS	18	38	56	18	32	50	0	6	6	100.00	84.21	89.29	59.72	55.63	56.95	10.61	18.86	16.66
	Sarpang CS	6	13	19	3	7	10	3	6	9	50.00	53.85	52.63	39.00	41.23	40.53	14.31	14.81	14.29
	Total	40	79	119	35	62	97	5	17	22	87.50	78.48	81.51	54.10	51.94	52.66	13.68	18.88	17.28
Thimphu	Motithang HSS	46	37	83	43	30	73	3	7	10	93.48	81.08	87.95	61.35	51.51	56.96	15.20	16.04	16.24
	Nima HSS	36	70	106	31	52	83	5	18	23	86.11	74.29	78.30	56.03	50.16	52.15	15.48	17.97	17.32
	Pelkhil HSS	47	86	133	32	64	96	15	22	37	68.09	74.42	72.18	48.66	53.55	51.82	20.16	20.96	20.74
	Wangbama CS	5	10	15	1	4	5	4	6	10	20.00	40.00	33.33	29.40	38.70	35.60	9.66	14.46	13.48
	Yangchenphug HSS	55	75	130	52	69	121	3	6	9	94.55	92.00	93.08	56.87	63.05	60.44	14.39	16.96	16.16
	Total	189	278	467	159	219	378	30	59	89	84.13	78.78	80.94	55.03	54.45	54.69	17.30	19.17	18.42
Trashigang	Jampeling HSS	8	13	21	5	10	15	3	3	6	62.50	76.92	71.43	51.63	54.31	53.29	20.52	15.53	17.14
	Jigme Sherubling CS	11	27	38	10	27	37	1	0	1	90.91	100.00	97.37	63.00	76.81	72.82	20.96	15.23	17.95
	Ranjung CS	9	25	34	7	19	26	2	6	8	77.78	76.00	76.47	54.22	51.60	52.29	17.10	14.78	15.21
	Trashitse HSS	12	23	35	12	22	34	0	1	1	100.00	95.65	97.14	57.92	68.26	64.71	13.19	16.18	15.82
	Total	40	88	128	34	78	112	6	10	16	85.00	88.64	87.50	57.22	64.09	61.95	17.76	18.52	18.49
Trashiyangtse	Bayling CS	10	41	51	8	33	41	2	8	10	80.00	80.49	80.39	46.70	56.29	54.41	14.77	18.29	17.94
	Total	10	41	51	8	33	41	2	8	10	80.00	80.49	80.39	46.70	56.29	54.41	14.77	18.29	17.94
Trongsa	Sherubling CS	8	25	33	7	17	24	1	8	9	87.50	68.00	72.73	49.25	47.92	48.24	9.35	17.24	15.56
	Total	8	25	33	7	17	24	1	8	9	87.50	68.00	72.73	49.25	47.92	48.24	9.35	17.24	15.56
Tsirang	Damphu CS	6	18	24	6	11	17	0	7	7	100.00	61.11	70.83	58.33	49.00	51.33	7.94	23.39	20.86
	Total	6	18	24	6	11	17	0	7	7	100.00	61.11	70.83	58.33	49.00	51.33	7.94	23.39	20.86



DZONGKHAG	SCHOOL	APPEARED			PASS			FAIL			PASS PERCENTAGE			MEAN			STANDARD DEVIATION		
		F	M	TOT	F	M	TOT	F	M	TOT	F	M	TOT	F	M	TOT	F	M	TOT
Wangdue Phodrang	Bajothang HSS	4	8	12	4	5	9	0	3	3	100.00	62.50	75.00	54.00	49.75	51.17	13.74	20.82	18.21
	Gaselo CS	2	11	13	2	8	10	0	3	3	100.00	72.73	76.92	76.00	49.09	53.23	5.66	19.04	20.18
	Total	6	19	25	6	13	19	0	6	6	100.00	68.42	76.00	61.33	49.37	52.24	15.77	19.24	18.88
Zhemgang	Zhemgang CS	7	27	34	5	22	27	2	5	7	71.43	81.48	79.41	46.86	58.93	56.44	14.25	17.60	17.48
	Total	7	27	34	5	22	27	2	5	7	71.43	81.48	79.41	46.86	58.93	56.44	14.25	17.60	17.48

PHYSICS

DZONGKHAG	SCHOOL	APPEARED			PASS			FAIL			PASS PERCENTAGE			MEAN			STANDARD DEVIATION		
		F	M	TOT	F	M	TOT	F	M	TOT	F	M	TOT	F	M	TOT	F	M	TOT
Bumthang	Jakar HSS	12	30	42	12	30	42	0	0	0	100.00	100.00	100.00	56.17	61.70	60.12	12.95	10.16	11.15
	Total	12	30	42	12	30	42	0	0	0	100.00	100.00	100.00	56.17	61.70	60.12	12.95	10.16	11.15
Chhukha	Chukha CS	28	70	98	20	61	81	8	9	17	71.43	87.14	82.65	42.64	47.27	45.95	8.23	10.18	9.85
	Gedu HSS	23	26	49	21	25	46	2	1	3	91.30	96.15	93.88	45.91	55.27	50.88	9.22	13.75	12.64
	Phuentsholing HSS	60	46	106	54	42	96	6	4	10	90.00	91.30	90.57	50.08	53.98	51.77	11.04	13.54	12.28
	Total	111	142	253	95	128	223	16	14	30	85.59	90.14	88.14	47.34	50.91	49.34	10.45	12.49	11.75
Dagana	Daga HSS	15	25	40	12	21	33	3	4	7	80.00	84.00	82.50	43.47	48.28	46.48	6.62	9.45	8.74
	Drukjegang HSS	17	22	39	16	18	34	1	4	5	94.12	81.82	87.18	47.24	49.59	48.56	9.93	11.33	10.67
	Total	32	47	79	28	39	67	4	8	12	87.50	82.98	84.81	45.47	48.89	47.51	8.63	10.28	9.74
Haa	Gongzim Ugyen Dorji Higher Second	16	19	35	16	18	34	0	1	1	100.00	94.74	97.14	49.00	58.74	54.29	7.87	11.70	11.14
	Jampel HSS	39	49	88	36	48	84	3	1	4	92.31	97.96	95.45	53.95	60.80	57.76	9.07	11.50	10.98
	TOTAL	55	68	123	52	66	118	3	2	5	94.55	97.06	95.93	52.51	60.22	56.77	8.96	11.50	11.09
Lhuntse	Lhuntse HSS	11	25	36	11	25	36	0	0	0	100.00	100.00	100.00	58.64	58.40	58.47	13.72	11.43	11.97
	Total	11	25	36	11	25	36	0	0	0	100.00	100.00	100.00	58.64	58.40	58.47	13.72	11.43	11.97
Mongar	Gyelpozhing CS	12	29	41	11	27	38	1	2	3	91.67	93.10	92.68	45.58	52.31	50.34	6.86	9.12	8.99

DZONGKHAG	SCHOOL	APPEARED			PASS			FAIL			PASS PERCENTAGE			MEAN			STANDARD DEVIATION		
		F	M	TOT	F	M	TOT	F	M	TOT	F	M	TOT	F	M	TOT	F	M	TOT
	Mongar HSS	15	25	40	12	24	36	3	1	4	80.00	96.00	90.00	53.33	55.24	54.53	14.30	12.49	13.05
	Sherub Reldri HSS	14	14	28	13	13	26	1	1	2	92.86	92.86	92.86	52.71	50.43	51.57	8.72	10.38	9.48
	Yadi HSS	12	23	35	12	23	35	0	0	0	100.00	100.00	100.00	53.58	57.04	55.86	10.22	11.52	11.06
	Total	53	91	144	48	87	135	5	4	9	90.57	95.60	93.75	51.47	54.02	53.08	10.80	11.01	10.96
Paro	Drukgyel CS	55	57	112	53	54	107	2	3	5	96.36	94.74	95.54	54.20	56.93	55.59	12.91	13.96	13.46
	Kuenga HSS	14	35	49	14	35	49	0	0	0	100.00	100.00	100.00	64.36	63.03	63.41	11.80	13.59	13.00
	Shari HSS	30	26	56	29	25	54	1	1	2	96.67	96.15	96.43	50.83	55.46	52.98	9.54	14.87	12.41
	Tenzin HSS	20	37	57	20	36	56	0	1	1	100.00	97.30	98.25	56.50	59.16	58.23	8.11	10.44	9.70
	Total	119	155	274	116	150	266	3	5	8	97.48	96.77	97.08	54.93	58.59	57.00	11.83	13.43	12.87
Pemagatshel	Nangkor CS	28	60	88	26	60	86	2	0	2	92.86	100.00	97.73	52.18	62.25	59.05	11.42	11.69	12.47
	Nganglam HSS	10	28	38	7	23	30	3	5	8	70.00	82.14	78.95	43.00	47.14	46.05	14.76	10.35	11.60
	Total	38	88	126	33	83	116	5	5	10	86.84	94.32	92.06	49.76	57.44	55.13	12.84	13.27	13.56
Punakha	Punakha CS	48	69	117	48	67	115	0	2	2	100.00	97.10	98.29	55.69	61.55	59.15	11.55	12.19	12.23
	Ugyen Academy	58	90	148	58	90	148	0	0	0	100.00	100.00	100.00	73.33	78.14	76.26	9.24	10.62	10.34
	Total	106	159	265	106	157	263	0	2	2	100.00	98.74	99.25	65.34	70.94	68.70	13.56	13.99	14.06
Samdrup Jongkhar	Dungsam Academy	41	49	90	40	47	87	1	2	3	97.56	95.92	96.67	53.83	56.82	55.46	8.10	11.95	10.43
	Karmaling HSS	7	29	36	7	29	36	0	0	0	100.00	100.00	100.00	49.14	58.93	57.03	8.30	11.79	11.77
	Orong HSS	29	30	59	25	26	51	4	4	8	86.21	86.67	86.44	46.48	48.20	47.36	9.05	11.81	10.49
	Total	77	108	185	72	102	174	5	6	11	93.51	94.44	94.05	50.64	54.99	53.18	9.08	12.53	11.40
Samtse	Peljorling HSS	4	15	19	3	14	17	1	1	2	75.00	93.33	89.47	44.25	52.73	50.95	6.50	12.44	11.83
	Samtse HSS	33	31	64	31	26	57	2	5	7	93.94	83.87	89.06	54.00	50.16	52.14	11.52	12.03	11.83
	Tendruk CS	33	37	70	29	35	64	4	2	6	87.88	94.59	91.43	48.91	55.38	52.33	9.68	13.54	12.23
	Total	70	83	153	63	75	138	7	8	15	90.00	90.36	90.20	51.04	52.95	52.08	10.76	12.86	11.95
Sarpang	Gelephu HSS	38	48	86	32	48	80	6	0	6	84.21	100.00	93.02	49.68	62.38	56.77	10.18	13.94	13.88
	Kuendrup HSS	35	53	88	30	48	78	5	5	10	85.71	90.57	88.64	53.11	55.83	54.75	14.51	13.08	13.65



DZONGKHAG	SCHOOL	APPEARED			PASS			FAIL			PASS PERCENTAGE			MEAN			STANDARD DEVIATION		
		F	M	TOT	F	M	TOT	F	M	TOT	F	M	TOT	F	M	TOT	F	M	TOT
	Sarpang CS	10	25	35	6	16	22	4	9	13	60.00	64.00	62.86	40.90	42.08	41.74	6.23	10.71	9.57
	Total	83	126	209	68	112	180	15	14	29	81.93	88.89	86.12	50.07	55.60	53.40	12.35	14.85	14.14
Thimphu	Motithang HSS	67	47	114	67	45	112	0	2	2	100.00	95.74	98.25	64.04	58.79	61.88	10.76	12.35	11.68
	Nima HSS	85	111	196	78	101	179	7	10	17	91.76	90.99	91.33	49.94	53.34	51.87	9.33	12.17	11.13
	Pelkhil HSS	78	101	179	61	88	149	17	13	30	78.21	87.13	83.24	47.99	56.06	52.54	12.03	14.86	14.24
	Wangbama CS	6	17	23	6	13	19	0	4	4	100.00	76.47	82.61	44.17	44.12	44.13	5.49	6.98	6.50
	Yangchenphug HSS	76	88	164	73	88	161	3	0	3	96.05	100.00	98.17	59.96	63.81	62.02	12.39	12.22	12.41
	Total	312	364	676	285	335	620	27	29	56	91.35	92.03	91.72	54.81	56.90	55.93	12.91	13.67	13.35
Trashigang	Jampeling HSS	18	20	38	18	19	37	0	1	1	100.00	95.00	97.37	53.56	58.45	56.13	8.08	12.34	10.70
	Jigme Sherubling CS	28	46	74	28	46	74	0	0	0	100.00	100.00	100.00	55.18	69.59	64.14	12.11	14.13	15.06
	Ranjung CS	31	46	77	29	43	72	2	3	5	93.55	93.48	93.51	47.87	52.09	50.39	8.42	11.73	10.67
	Trashitse HSS	18	33	51	18	32	50	0	1	1	100.00	96.97	98.04	52.28	62.09	58.63	8.86	13.97	13.19
	Total	95	145	240	93	140	233	2	5	7	97.89	96.55	97.08	51.94	60.79	57.29	9.99	14.80	13.79
Trashiyangtse	Bayling CS	30	61	91	26	61	87	4	0	4	86.67	100.00	95.60	44.03	53.00	50.04	6.85	10.43	10.28
	Total	30	61	91	26	61	87	4	0	4	86.67	100.00	95.60	44.03	53.00	50.04	6.85	10.43	10.28
Trongsa	Sherubling CS	22	43	65	21	43	64	1	0	1	95.45	100.00	98.46	53.00	55.79	54.85	13.67	11.06	11.97
	Total	22	43	65	21	43	64	1	0	1	95.45	100.00	98.46	53.00	55.79	54.85	13.67	11.06	11.97
Tsirang	Damphu CS	20	34	54	18	33	51	2	1	3	90.00	97.06	94.44	52.30	52.12	52.19	9.89	12.16	11.27
	Total	20	34	54	18	33	51	2	1	3	90.00	97.06	94.44	52.30	52.12	52.19	9.89	12.16	11.27
Wangdue Phodrang	Bajothang HSS	20	11	31	19	9	28	1	2	3	95.00	81.82	90.32	50.50	47.45	49.42	10.02	10.56	10.15
	Gaselo CS	11	19	30	8	16	24	3	3	6	72.73	84.21	80.00	43.82	46.05	45.23	7.14	9.12	8.39
	Total	31	30	61	27	25	52	4	5	9	87.10	83.33	85.25	48.13	46.57	47.36	9.55	9.52	9.49
Zhemgang	Zhemgang CS	23	38	61	23	36	59	0	2	2	100.00	94.74	96.72	48.39	62.13	56.95	6.19	13.91	13.36
	Total	23	38	61	23	36	59	0	2	2	100.00	94.74	96.72	48.39	62.13	56.95	6.19	13.91	13.36

CHEMISTRY

DZONGKHAG	SCHOOL	APPEARED			PASS			FAIL			PASS PERCENTAGE			MEAN			STANDARD DEVIATION		
		F	M	TOT	F	M	TOT	F	M	TOT	F	M	TOT	F	M	TOT	F	M	TOT
Bumthang	Jakar HSS	12	30	42	12	30	42	0	0	0	100.00	100.00	100.00	53.92	57.93	56.79	10.93	9.11	9.70
	Total	12	30	42	12	30	42	0	0	0	100.00	100.00	100.00	53.92	57.93	56.79	10.93	9.11	9.70
Chhukha	Chukha CS	28	70	98	18	43	61	10	27	37	64.29	61.43	62.24	41.79	42.59	42.36	7.60	9.32	8.83
	Gedu HSS	23	26	49	9	14	23	14	12	26	39.13	53.85	46.94	37.00	41.81	39.55	7.22	12.12	10.31
	Phuentsholing HSS	60	46	106	56	42	98	4	4	8	93.33	91.30	92.45	51.28	52.46	51.79	11.59	12.73	12.05
	Total	111	142	253	83	99	182	28	43	71	74.77	69.72	71.94	45.93	45.64	45.77	11.54	11.95	11.75
Dagana	Daga HSS	15	25	40	11	20	31	4	5	9	73.33	80.00	77.50	43.07	46.32	45.10	6.85	8.06	7.71
	Drukjegang HSS	17	22	39	8	16	24	9	6	15	47.06	72.73	61.54	39.82	43.55	41.92	6.45	8.58	7.86
	Total	32	47	79	19	36	55	13	11	24	59.38	76.60	69.62	41.34	45.02	43.53	6.74	8.34	7.90
Haa	Gongzim Ugyen Dorji Higher Second	16	19	35	13	17	30	3	2	5	81.25	89.47	85.71	42.00	45.74	44.03	6.29	7.92	7.36
	Jampel HSS	39	49	88	36	46	82	3	3	6	92.31	93.88	93.18	49.10	49.49	49.32	6.65	8.82	7.89
	Total	55	68	123	49	63	112	6	5	11	89.09	92.65	91.06	47.04	48.44	47.81	7.26	8.69	8.08
Lhuntse	Lhuntse HSS	11	25	36	11	25	36	0	0	0	100.00	100.00	100.00	58.91	57.92	58.22	13.88	9.90	11.07
	Total	11	25	36	11	25	36	0	0	0	100.00	100.00	100.00	58.91	57.92	58.22	13.88	9.90	11.07
Mongar	Gyelpozhing CS	12	29	41	8	24	32	4	5	9	66.67	82.76	78.05	41.50	43.69	43.05	6.94	8.78	8.26
	Mongar HSS	15	25	40	15	24	39	0	1	1	100.00	96.00	97.50	55.67	54.84	55.15	11.75	12.22	11.90
	Sherub Reldri HSS	14	14	28	11	10	21	3	4	7	78.57	71.43	75.00	46.00	43.50	44.75	7.99	6.30	7.17
	Yadi HSS	12	23	35	9	18	27	3	5	8	75.00	78.26	77.14	44.58	48.30	47.03	10.28	11.33	10.98
	Total	53	91	144	43	76	119	10	15	25	81.13	83.52	82.64	47.40	47.89	47.71	10.76	11.09	10.94
Paro	Drukgyel CS	55	57	112	53	53	106	2	4	6	96.36	92.98	94.64	53.69	53.14	53.41	8.98	11.67	10.39
	Kuenga HSS	14	35	49	13	33	46	1	2	3	92.86	94.29	93.88	52.29	51.49	51.71	9.21	10.86	10.33
	Shari HSS	30	26	56	25	23	48	5	3	8	83.33	88.46	85.71	44.87	46.35	45.55	8.15	9.50	8.75
	Tenzin HSS	20	37	57	16	29	45	4	8	12	80.00	78.38	78.95	47.55	45.51	46.23	8.54	8.47	8.48
	Total	119	155	274	107	138	245	12	17	29	89.92	89.03	89.42	50.27	49.81	50.01	9.43	10.87	10.26



DZONGKHAG	SCHOOL	APPEARED			PASS			FAIL			PASS PERCENTAGE			MEAN			STANDARD DEVIATION		
		F	M	TOT	F	M	TOT	F	M	TOT	F	M	TOT	F	M	TOT	F	M	TOT
Pemagatshel	Nangkor CS	28	60	88	24	59	83	4	1	5	85.71	98.33	94.32	46.57	51.08	49.65	8.12	8.71	8.74
	Nganglam HSS	10	28	38	6	20	26	4	8	12	60.00	71.43	68.42	40.90	45.00	43.92	10.30	9.33	9.62
	Total	38	88	126	30	79	109	8	9	17	78.95	89.77	86.51	45.08	49.15	47.92	8.96	9.30	9.35
Punakha	Punakha CS	48	69	117	48	65	113	0	4	4	100.00	94.20	96.58	53.88	55.38	54.76	10.60	11.10	10.87
	Ugyen Academy	58	90	148	58	90	148	0	0	0	100.00	100.00	100.00	61.36	63.71	62.79	6.58	9.34	8.42
	Total	106	159	265	106	155	261	0	4	4	100.00	97.48	98.49	57.97	60.09	59.25	9.37	10.92	10.36
Samdrup Jongkhar	Dungsam Academy	41	49	90	33	38	71	8	11	19	80.49	77.55	78.89	43.59	43.51	43.54	6.77	7.71	7.26
	Karmaling HSS	7	29	36	7	28	35	0	1	1	100.00	96.55	97.22	46.57	51.66	50.67	5.80	9.89	9.39
	Orong HSS	29	30	59	25	26	51	4	4	8	86.21	86.67	86.44	47.45	45.20	46.31	8.67	7.44	8.08
	Total	77	108	185	65	92	157	12	16	28	84.42	85.19	84.86	45.31	46.17	45.81	7.61	8.89	8.37
Samtse	Peljorling HSS	4	15	19	4	10	14	0	5	5	100.00	66.67	73.68	46.00	42.87	43.53	4.97	8.51	7.88
	Samtse HSS	33	31	64	30	20	50	3	11	14	90.91	64.52	78.13	49.52	41.74	45.75	9.94	10.88	11.04
	Tendruk CS	33	37	70	33	35	68	0	2	2	100.00	94.59	97.14	50.55	52.59	51.63	9.06	11.96	10.66
	Total	70	83	153	67	65	132	3	18	21	95.71	78.31	86.27	49.80	46.78	48.16	9.28	12.09	10.96
Sarpang	Gelephu HSS	38	48	86	38	47	85	0	1	1	100.00	97.92	98.84	51.34	56.79	54.38	7.66	10.49	9.69
	Kuendrup HSS	35	53	88	30	47	77	5	6	11	85.71	88.68	87.50	51.63	51.77	51.72	11.32	10.03	10.50
	Sarpang CS	10	25	35	5	15	20	5	10	15	50.00	60.00	57.14	38.00	42.40	41.14	5.85	9.98	9.14
	Total	83	126	209	73	109	182	10	17	27	87.95	86.51	87.08	49.86	51.83	51.04	10.14	11.39	10.93
Thimphu	Motiithang HSS	67	47	114	66	42	108	1	5	6	98.51	89.36	94.74	57.60	50.30	54.59	10.66	11.09	11.38
	Nima HSS	85	111	196	82	103	185	3	8	11	96.47	92.79	94.39	50.84	50.76	50.79	7.66	9.25	8.58
	Pelkhil HSS	78	101	179	62	77	139	16	24	40	79.49	76.24	77.65	45.36	46.71	46.12	8.89	11.37	10.36
	Wangbama CS	6	17	23	2	6	8	4	11	15	33.33	35.29	34.78	36.33	35.24	35.52	3.83	5.52	5.07
	Yangchenphug HSS	76	88	164	75	84	159	1	4	5	98.68	95.45	96.95	54.36	54.49	54.43	9.64	11.50	10.65
	Total	312	364	676	287	312	599	25	52	77	91.99	85.71	88.61	51.50	49.75	50.56	10.31	11.33	10.90
Trashigang	Jampeling HSS	18	20	38	16	19	35	2	1	3	88.89	95.00	92.11	48.33	52.05	50.29	8.33	11.18	9.98

DZONGKHAG	SCHOOL	APPEARED			PASS			FAIL			PASS PERCENTAGE			MEAN			STANDARD DEVIATION		
		F	M	TOT	F	M	TOT	F	M	TOT	F	M	TOT	F	M	TOT	F	M	TOT
	Jigme Sherubling CS	28	46	74	25	45	70	3	1	4	89.29	97.83	94.59	47.96	56.93	53.54	10.59	12.94	12.80
	Ranjung CS	31	46	77	30	44	74	1	2	3	96.77	95.65	96.10	48.97	50.30	49.77	7.78	8.91	8.44
	Trashitse HSS	18	33	51	16	28	44	2	5	7	88.89	84.85	86.27	44.39	48.45	47.02	6.01	12.76	10.97
	Total	95	145	240	87	136	223	8	9	17	91.58	93.79	92.92	47.68	52.23	50.43	8.56	11.89	10.90
Trashiyangtse	Bayling CS	30	61	91	22	53	75	8	8	16	73.33	86.89	82.42	41.50	45.38	44.10	5.22	8.70	7.91
	Total	30	61	91	22	53	75	8	8	16	73.33	86.89	82.42	41.50	45.38	44.10	5.22	8.70	7.91
Trongsa	Sherubling CS	22	43	65	19	40	59	3	3	6	86.36	93.02	90.77	48.55	48.88	48.77	11.60	9.17	9.97
	Total	22	43	65	19	40	59	3	3	6	86.36	93.02	90.77	48.55	48.88	48.77	11.60	9.17	9.97
Tsirang	Damphu CS	20	34	54	15	22	37	5	12	17	75.00	64.71	68.52	42.45	42.15	42.26	7.44	9.98	9.05
	Total	20	34	54	15	22	37	5	12	17	75.00	64.71	68.52	42.45	42.15	42.26	7.44	9.98	9.05
Wangdue Phodrang	Bajothing HSS	20	11	31	19	8	27	1	3	4	95.00	72.73	87.10	47.60	43.09	46.00	9.06	8.41	8.96
	Gaselo CS	11	19	30	11	15	26	0	4	4	100.00	78.95	86.67	48.09	44.68	45.93	6.88	6.29	6.61
	Total	31	30	61	30	23	53	1	7	8	96.77	76.67	86.89	47.77	44.10	45.97	8.23	7.04	7.83
Zhemgang	Zhemgang CS	23	38	61	23	38	61	0	0	0	100.00	100.00	100.00	47.70	53.66	51.41	4.50	9.36	8.36
	Total	23	38	61	23	38	61	0	0	0	100.00	100.00	100.00	47.70	53.66	51.41	4.50	9.36	8.36

BIOLOGY

DZONGKHAG	SCHOOL	APPEARED			PASS			FAIL			PASS PERCENTAGE			MEAN			STANDARD DEVIATION		
		F	M	TOT	F	M	TOT	F	M	TOT	F	M	TOT	F	M	TOT	F	M	TOT
Bumthang	Jakar HSS	4	14	18	4	14	18	0	0	0	100.00	100.00	100.00	49.00	61.07	58.39	5.83	10.22	10.61
	Total	4	14	18	4	14	18	0	0	0	100.00	100.00	100.00	49.00	61.07	58.39	5.83	10.22	10.61
Chhukha	Chukha CS	14	19	33	10	15	25	4	4	8	71.43	78.95	75.76	43.79	50.16	47.45	10.09	11.51	11.23
	Gedu HSS	15	5	20	13	5	18	2	0	2	86.67	100.00	90.00	45.87	56.20	48.45	8.15	13.01	10.28
	Phuentsholing HSS	29	6	35	26	5	31	3	1	4	89.66	83.33	88.57	54.10	50.50	53.49	12.61	10.27	12.18
	Total	58	30	88	49	25	74	9	5	14	84.48	83.33	84.09	49.48	51.23	50.08	11.83	11.35	11.63



DZONGKHAG	SCHOOL	APPEARED			PASS			FAIL			PASS PERCENTAGE			MEAN			STANDARD DEVIATION		
		F	M	TOT	F	M	TOT	F	M	TOT	F	M	TOT	F	M	TOT	F	M	TOT
Dagana	Daga HSS	7	14	21	7	14	21	0	0	0	100.00	100.00	100.00	51.29	53.79	52.95	7.32	12.03	10.57
	Drukjegang HSS	10	11	21	9	9	18	1	2	3	90.00	81.82	85.71	45.90	47.64	46.81	11.01	9.53	10.04
	Total	17	25	42	16	23	39	1	2	3	94.12	92.00	92.86	48.12	51.08	49.88	9.78	11.23	10.64
Haa	Gongzim Ugyen Dorji Higher Second	9	4	13	9	3	12	0	1	1	100.00	75.00	92.31	47.33	49.50	48.00	5.29	9.71	6.58
	Jampel HSS	21	9	30	20	9	29	1	0	1	95.24	100.00	96.67	52.67	59.56	54.73	8.21	10.64	9.38
	Total	30	13	43	29	12	41	1	1	2	96.67	92.31	95.35	51.07	56.46	52.70	7.77	11.07	9.11
Lhuntse	Lhuntse HSS	6	10	16	6	10	16	0	0	0	100.00	100.00	100.00	57.50	65.50	62.50	8.17	10.30	10.09
	Total	6	10	16	6	10	16	0	0	0	100.00	100.00	100.00	57.50	65.50	62.50	8.17	10.30	10.09
Mongar	Gyelpozhing CS	7	7	14	7	7	14	0	0	0	100.00	100.00	100.00	48.71	61.43	55.07	4.57	8.87	9.46
	Mongar HSS	10	8	18	10	8	18	0	0	0	100.00	100.00	100.00	57.70	63.87	60.44	11.32	12.23	11.81
	Sherub Reldri HSS	8	7	15	8	7	15	0	0	0	100.00	100.00	100.00	56.75	51.71	54.40	9.90	11.25	10.49
	Yadi HSS	9	12	21	7	12	19	2	0	2	77.78	100.00	90.48	50.00	55.58	53.19	12.04	8.28	10.19
	Total	34	34	68	32	34	66	2	0	2	94.12	100.00	97.06	53.59	57.94	55.76	10.53	10.64	10.73
Paro	Drukgyel CS	33	22	55	33	22	55	0	0	0	100.00	100.00	100.00	63.73	58.27	61.55	11.66	10.56	11.45
	Kuenga HSS	5	6	11	5	5	10	0	1	1	100.00	83.33	90.91	57.20	51.67	54.18	11.93	14.88	13.27
	Shari HSS	18	10	28	13	9	22	5	1	6	72.22	90.00	78.57	46.17	50.20	47.61	9.58	9.03	9.43
	Tenzin HSS	9	7	16	9	7	16	0	0	0	100.00	100.00	100.00	57.33	60.14	58.56	8.25	7.34	7.74
	Total	65	45	110	60	43	103	5	2	7	92.31	95.56	93.64	57.48	55.89	56.83	12.88	10.86	12.07
Pemagatshel	Nangkor CS	12	21	33	11	21	32	1	0	1	91.67	100.00	96.97	51.83	57.38	55.36	10.46	11.43	11.25
	Nganglam HSS	8	18	26	8	17	25	0	1	1	100.00	94.44	96.15	50.25	55.78	54.08	7.09	11.29	10.37
	Total	20	39	59	19	38	57	1	1	2	95.00	97.44	96.61	51.20	56.64	54.80	9.08	11.24	10.80
Punakha	Punakha CS	26	26	52	26	26	52	0	0	0	100.00	100.00	100.00	61.31	65.77	63.54	9.32	8.19	8.98
	Ugyen Academy	29	17	46	29	17	46	0	0	0	100.00	100.00	100.00	64.76	70.41	66.85	7.89	11.51	9.67
	Total	55	43	98	55	43	98	0	0	0	100.00	100.00	100.00	63.13	67.60	65.09	8.69	9.78	9.41

DZONGKHAG	SCHOOL	APPEARED			PASS			FAIL			PASS PERCENTAGE			MEAN			STANDARD DEVIATION		
		F	M	TOT	F	M	TOT	F	M	TOT	F	M	TOT	F	M	TOT	F	M	TOT
Samdrup Jongkhar	Dungsam Academy	19	13	32	19	13	32	0	0	0	100.00	100.00	100.00	60.05	61.38	60.59	8.53	11.77	9.81
	Karmaling HSS	5	5	10	4	5	9	1	0	1	80.00	100.00	90.00	47.80	66.40	57.10	9.71	8.17	12.95
	Orong HSS	15	4	19	14	4	18	1	0	1	93.33	100.00	94.74	57.13	59.50	57.63	11.08	5.80	10.11
	Total	39	22	61	37	22	59	2	0	2	94.87	100.00	96.72	57.36	62.18	59.10	10.26	10.13	10.40
Samtse	Peljorling HSS	3	6	9	3	5	8	0	1	1	100.00	83.33	88.89	57.33	47.83	51.00	10.12	11.97	11.74
	Samtse HSS	22	10	32	22	10	32	0	0	0	100.00	100.00	100.00	70.41	59.30	66.94	8.96	15.81	12.42
	Tendruk CS	18	10	28	15	10	25	3	0	3	83.33	100.00	89.29	50.83	56.50	52.86	12.35	8.38	11.27
	Total	43	26	69	40	25	65	3	1	4	93.02	96.15	94.20	61.30	55.58	59.14	14.08	12.81	13.81
Sarpang	Gelephu HSS	24	28	52	24	28	52	0	0	0	100.00	100.00	100.00	67.88	74.46	71.42	9.49	10.32	10.39
	Kuendrup HSS	18	15	33	14	13	27	4	2	6	77.78	86.67	81.82	52.00	58.20	54.82	16.67	16.44	16.60
	Sarpang CS	4	13	17	3	8	11	1	5	6	75.00	61.54	64.71	40.00	41.92	41.47	5.35	11.17	9.98
	Total	46	56	102	41	49	90	5	7	12	89.13	87.50	88.24	59.24	62.55	61.06	15.70	18.06	17.04
Thimphu	Motithang HSS	43	15	58	41	15	56	2	0	2	95.35	100.00	96.55	62.05	61.53	61.91	12.30	9.88	11.64
	Nima HSS	49	41	90	48	38	86	1	3	4	97.96	92.68	95.56	57.10	57.66	57.36	10.92	11.34	11.06
	Pelkhil HSS	46	20	66	35	15	50	11	5	16	76.09	75.00	75.76	47.15	47.90	47.38	12.32	13.51	12.59
	Wangbama CS	4	11	15	0	7	7	4	4	8		63.64	46.67	34.75	40.73	39.13	1.26	8.25	7.51
	Yangchenphug HSS	52	37	89	52	36	88	0	1	1	100.00	97.30	98.88	61.50	61.97	61.70	9.12	11.78	10.25
	Total	194	124	318	176	111	287	18	13	31	90.72	89.52	90.25	56.56	56.34	56.47	12.82	13.19	12.95
Trashigang	Jampeling HSS	10	7	17	10	7	17	0	0	0	100.00	100.00	100.00	58.50	64.43	60.94	9.05	10.80	9.94
	Jigme Sherubling CS	17	19	36	17	19	36	0	0	0	100.00	100.00	100.00	58.65	67.21	63.17	9.43	11.58	11.33
	Ranjung CS	24	21	45	23	18	41	1	3	4	95.83	85.71	91.11	55.88	54.95	55.44	10.39	13.06	11.58
	Trashitse Higher Secondary School	6	10	16	6	10	16	0	0	0	100.00	100.00	100.00	53.17	58.80	56.69	4.79	11.19	9.53
	Total	57	57	114	56	54	110	1	3	4	98.25	94.74	96.49	56.88	60.88	58.88	9.39	12.87	11.40
Trashiyangtse	Bayling CS	20	20	40	17	19	36	3	1	4	85.00	95.00	90.00	51.40	55.45	53.43	11.47	10.48	11.04
	Total	20	20	40	17	19	36	3	1	4	85.00	95.00	90.00	51.40	55.45	53.43	11.47	10.48	11.04



DZONGKHAG	SCHOOL	APPEARED			PASS			FAIL			PASS PERCENTAGE			MEAN			STANDARD DEVIATION		
		F	M	TOT	F	M	TOT	F	M	TOT	F	M	TOT	F	M	TOT	F	M	TOT
Trongsa	Sherubling CS	14	19	33	10	17	27	4	2	6	71.43	89.47	81.82	49.64	50.53	50.15	14.09	9.30	11.38
	Total	14	19	33	10	17	27	4	2	6	71.43	89.47	81.82	49.64	50.53	50.15	14.09	9.30	11.38
Tsirang	Damphu CS	14	16	30	14	16	30	0	0	0	100.00	100.00	100.00	54.07	55.44	54.80	9.37	8.17	8.62
	Total	14	16	30	14	16	30	0	0	0	100.00	100.00	100.00	54.07	55.44	54.80	9.37	8.17	8.62
Wangdue Phodrang	Bajothang HSS	16	3	19	16	2	18	0	1	1	100.00	66.67	94.74	60.06	47.33	58.05	8.31	10.79	9.65
	Gaselo CS	9	11	20	9	10	19	0	1	1	100.00	90.91	95.00	53.44	49.45	51.25	5.08	8.68	7.39
	Total	25	14	39	25	12	37	0	2	2	100.00	85.71	94.87	57.68	49.00	54.56	7.89	8.75	9.13
Zhemgang	Zhemgang CS	16	11	27	16	11	27	0	0	0	100.00	100.00	100.00	53.69	57.18	55.11	6.94	10.23	8.43
	Total	16	11	27	16	11	27	0	0	0	100.00	100.00	100.00	53.69	57.18	55.11	6.94	10.23	8.43

COMPUTER STUDIES

DZONGKHAG	SCHOOL	APPEARED			PASS			FAIL			PASS PERCENTAGE			MEAN			STANDARD DEVIATION		
		F	M	TOT	F	M	TOT	F	M	TOT	F	M	TOT	F	M	TOT	F	M	TOT
Bumthang	Sonam Kuenphen HSS	4	10	14	4	10	14	0	0	0	100.00	100.00	100.00	66.75	63.10	64.14	5.56	7.81	7.23
	Total	4	10	14	4	10	14	0	0	0	100.00	100.00	100.00	66.75	63.10	64.14	5.56	7.81	7.23
Chhukha	Chukha CS	1	0	1	1	0	1	0	0	0	100.00	100.00	100.00	50.00	0.00	50.00	.	0.00	.
	Norbu Academy	6	13	19	1	8	9	5	5	10	16.67	61.54	47.37	26.33	38.38	34.58	9.89	14.02	13.83
	Reldri HSS	9	5	14	6	5	11	3	0	3	66.67	100.00	78.57	41.33	44.80	42.57	14.07	4.15	11.41
	Total	16	18	34	8	13	21	8	5	13	50.00	72.22	61.76	36.25	40.17	38.32	14.34	12.31	13.25
Haa	Gongzim Ugyen Dorji Higher Second	2	4	6	1	3	4	1	1	2	50.00	75.00	66.67	37.50	48.25	44.67	19.09	12.53	14.07
	Jampel HSS	8	14	22	7	14	21	1	0	1	87.50	100.00	95.45	54.25	63.21	59.95	13.41	9.51	11.64
	Total	10	18	28	8	17	25	2	1	3	80.00	94.44	89.29	50.90	59.89	56.68	15.18	11.74	13.52
Mongar	Sherub Reldri HSS	2	8	10	2	7	9	0	1	1	100.00	87.50	90.00	54.00	57.00	56.40	9.90	13.07	12.06
	Total	2	8	10	2	7	9	0	1	1	100.00	87.50	90.00	54.00	57.00	56.40	9.90	13.07	12.06

DZONGKHAG	SCHOOL	APPEARED			PASS			FAIL			PASS PERCENTAGE			MEAN			STANDARD DEVIATION		
		F	M	TOT	F	M	TOT	F	M	TOT	F	M	TOT	F	M	TOT	F	M	TOT
Paro	Kuenga HSS	16	15	31	15	14	29	1	1	2	93.75	93.33	93.55	54.31	57.53	55.87	8.86	12.83	10.90
	Tenzin HSS	4	5	9	4	4	8	0	1	1	100.00	80.00	88.89	49.50	41.60	45.11	7.68	10.07	9.49
	Utpal HSS	19	11	30	15	6	21	4	5	9	78.95	54.55	70.00	45.63	44.18	45.10	10.31	12.54	10.98
	Yoezerling HSS	5	13	18	4	6	10	1	7	8	80.00	46.15	55.56	40.80	41.38	41.22	6.91	12.20	10.79
	Total	44	44	88	38	30	68	6	14	20	86.36	68.18	77.27	48.59	47.61	48.10	10.18	13.94	12.15
Punakha	Ugyen Academy	21	28	49	21	28	49	0	0	0	100.00	100.00	100.00	63.62	63.46	63.53	10.84	9.08	9.76
	Total	21	28	49	21	28	49	0	0	0	100.00	100.00	100.00	63.62	63.46	63.53	10.84	9.08	9.76
Samdrup Jongkhar	Dungsam Academy	2	8	10	1	6	7	1	2	3	50.00	75.00	70.00	37.50	42.75	41.70	9.19	13.89	12.82
	Total	2	8	10	1	6	7	1	2	3	50.00	75.00	70.00	37.50	42.75	41.70	9.19	13.89	12.82
Sarpang	Gelephu HSS	7	5	12	7	4	11	0	1	1	100.00	80.00	91.67	51.43	49.00	50.42	7.89	10.12	8.53
	Kuendrup HSS	9	12	21	7	10	17	2	2	4	77.78	83.33	80.95	47.44	52.67	50.43	19.49	11.26	15.13
	Losel Gyatsho Academy	13	11	24	13	11	24	0	0	0	100.00	100.00	100.00	56.62	60.82	58.54	11.51	7.41	9.88
	Total	29	28	57	27	25	52	2	3	5	93.10	89.29	91.23	52.52	55.21	53.84	13.97	10.49	12.35
Thimphu	Dechhenchoeling Higher Secondary	5	7	12	4	7	11	1	0	1	80.00	100.00	91.67	49.00	64.00	57.75	15.51	3.83	12.45
	Kelki HSS	19	19	38	16	18	34	3	1	4	84.21	94.74	89.47	51.84	52.58	52.21	11.46	10.96	11.07
	Motithang HSS	5	5	10	5	5	10	0	0	0	100.00	100.00	100.00	65.60	75.80	70.70	7.70	9.96	9.97
	Nima HSS	8	9	17	6	7	13	2	2	4	75.00	77.78	76.47	41.88	49.44	45.88	6.92	15.77	12.67
	Pelkhil HSS	38	32	70	34	29	63	4	3	7	89.47	90.63	90.00	48.84	54.59	51.47	10.20	12.85	11.76
	Rinchen HSS	25	36	61	12	18	30	13	18	31	48.00	50.00	49.18	36.32	39.39	38.13	11.14	15.13	13.62
	Total	100	108	208	77	84	161	23	24	47	77.00	77.78	77.40	46.57	50.33	48.52	12.75	15.98	14.60
Wangdue Phodrang	Gaselo CS	0	1	1	0	0	0	0	1	1					34.00	34.00			
	Total	0	1	1	0	0	0	0	1	1					34.00	34.00			



BUSINESS MATHEMATICS

DZONGKHAG	SCHOOL	APPEARED			PASS			FAIL			PASS PERCENTAGE			MEAN			STANDARD DEVIATION		
		F	M	TOT	F	M	TOT	F	M	TOT	F	M	TOT	F	M	TOT	F	M	TOT
Bumthang	Jakar HSS	40	20	60	34	18	52	6	2	8	85.00	90.00	86.67	54.00	61.10	56.37	17.22	18.40	17.79
	Sonam Kuenphen HSS	21	30	51	21	30	51	0	0	0	100.00	100.00	100.00	70.10	72.73	71.65	15.39	14.02	14.51
	Total	61	50	111	55	48	103	6	2	8	90.16	96.00	92.79	59.54	68.08	63.39	18.20	16.76	18.00
Chhukha	Chukha CS	48	50	98	37	41	78	11	9	20	77.08	82.00	79.59	54.29	56.52	55.43	18.55	18.50	18.46
	Gedu HSS	8	16	24	4	7	11	4	9	13	50.00	43.75	45.83	40.00	38.00	38.67	16.20	19.40	18.06
	Norbu Academy	28	31	59	22	19	41	6	12	18	78.57	61.29	69.49	49.75	47.77	48.71	16.41	20.01	18.26
	Pakshikha CS	23	30	53	12	20	32	11	10	21	52.17	66.67	60.38	43.13	44.97	44.17	17.01	15.02	15.78
	Phuentsholing HSS	45	20	65	41	17	58	4	3	7	91.11	85.00	89.23	53.42	51.85	52.94	14.15	14.91	14.29
	Reldri HSS	39	38	77	29	31	60	10	7	17	74.36	81.58	77.92	50.90	53.68	52.27	18.01	18.96	18.42
	Total	191	185	376	145	135	280	46	50	96	75.92	72.97	74.47	50.79	50.49	50.64	17.17	18.71	17.92
Dagana	Daga HSS	15	19	34	12	12	24	3	7	10	80.00	63.16	70.59	50.20	45.84	47.76	13.81	14.73	14.29
	Drukjegang HSS	10	11	21	5	8	13	5	3	8	50.00	72.73	61.90	41.40	44.91	43.24	16.30	12.73	14.28
	Total	25	30	55	17	20	37	8	10	18	68.00	66.67	67.27	46.68	45.50	46.04	15.18	13.81	14.32
Haa	Gongzim Ugyen Dorji HSS	14	25	39	12	13	25	2	12	14	85.71	52.00	64.10	56.64	47.88	51.03	19.21	18.65	19.08
	Jampel HSS	81	97	178	76	96	172	5	1	6	93.83	98.97	96.63	65.80	75.61	71.15	16.16	15.77	16.64
	Total	95	122	217	88	109	197	7	13	20	92.63	89.34	90.78	64.45	69.93	67.53	16.85	19.81	18.73
Lhuntse	Lhuntse HSS	26	26	52	26	26	52	0	0	0	100.00	100.00	100.00	72.58	72.92	72.75	12.70	8.06	10.53
	Total	26	26	52	26	26	52	0	0	0	100.00	100.00	100.00	72.58	72.92	72.75	12.70	8.06	10.53
Mongar	Gyelpozhing CS	7	19	26	6	13	19	1	6	7	85.71	68.42	73.08	54.00	49.42	50.65	13.27	22.20	20.04
	Mongar HSS	23	19	42	19	17	36	4	2	6	82.61	89.47	85.71	50.78	52.89	51.74	16.68	14.65	15.64
	Sherub Reldri HSS	29	33	62	26	25	51	3	8	11	89.66	75.76	82.26	57.00	54.18	55.50	16.50	21.72	19.35
	Yadi HSS	0	1	1	0	1	1	0	0	0		100.00	100.00	0.00	65.00	65.00	0.00	.	.
	Total	59	72	131	51	56	107	8	16	24	86.44	77.78	81.68	54.22	52.74	53.40	16.24	19.95	18.32
Paro	Drukgyel CS	49	31	80	38	19	57	11	12	23	77.55	61.29	71.25	51.35	45.84	49.21	13.85	19.49	16.37

DZONGKHAG	SCHOOL	APPEARED			PASS			FAIL			PASS PERCENTAGE			MEAN			STANDARD DEVIATION		
		F	M	TOT	F	M	TOT	F	M	TOT	F	M	TOT	F	M	TOT	F	M	TOT
	Kuenga HSS	7	24	31	7	24	31	0	0	0	100.00	100.00	100.00	60.57	64.42	63.55	10.72	13.50	12.86
	Shari HSS	37	16	53	8	5	13	29	11	40	21.62	31.25	24.53	26.86	31.69	28.32	14.18	18.17	15.47
	Tenzin HSS	26	22	48	20	12	32	6	10	16	76.92	54.55	66.67	56.77	51.45	54.33	23.20	24.01	23.47
	Utpal HSS	70	56	126	68	55	123	2	1	3	97.14	98.21	97.62	67.76	70.70	69.06	14.39	15.16	14.75
	Yoezerling HSS	67	71	138	30	39	69	37	32	69	44.78	54.93	50.00	39.34	44.56	42.03	14.82	19.96	17.79
	Total	256	220	476	171	154	325	85	66	151	66.80	70.00	68.28	49.96	53.31	51.51	20.86	22.19	21.52
Pemagatshel	Nangkor CS	54	33	87	53	29	82	1	4	5	98.15	87.88	94.25	60.19	60.03	60.13	12.50	17.00	14.28
	Nganglam HSS	8	4	12	6	3	9	2	1	3	75.00	75.00	75.00	45.00	40.75	43.58	9.26	3.59	7.90
	Total	62	37	99	59	32	91	3	5	8	95.16	86.49	91.92	58.23	57.95	58.12	13.11	17.17	14.67
Punakha	Dashiding HSS	44	25	69	22	7	29	22	18	40	50.00	28.00	42.03	38.84	34.40	37.23	11.32	14.38	12.60
	Punakha CS	22	25	47	22	21	43	0	4	4	100.00	84.00	91.49	61.23	59.16	60.13	14.83	16.70	15.71
	Ugyen Academy	98	93	191	97	92	189	1	1	2	98.98	98.92	98.95	68.55	69.52	69.02	15.21	15.09	15.12
	Total	164	143	307	141	120	261	23	23	46	85.98	83.92	85.02	59.60	61.57	60.51	19.10	20.05	19.54
Samdrup Jongkhar	Dungsam Academy	36	33	69	22	20	42	14	13	27	61.11	60.61	60.87	44.25	49.45	46.74	16.07	25.64	21.19
	Karmaling HSS	27	25	52	26	23	49	1	2	3	96.30	92.00	94.23	58.26	55.28	56.83	11.36	14.37	12.85
	Orong HSS	31	26	57	26	17	43	5	9	14	83.87	65.38	75.44	49.61	42.38	46.32	12.60	15.76	14.46
	Total	94	84	178	74	60	134	20	24	44	78.72	71.43	75.28	50.04	49.00	49.55	14.74	20.34	17.56
Samtse	Samtse HSS	15	13	28	13	10	23	2	3	5	86.67	76.92	82.14	50.67	51.92	51.25	15.96	18.72	16.98
	Tendruk CS	13	20	33	12	10	22	1	10	11	92.31	50.00	66.67	59.85	39.30	47.39	17.43	21.10	21.96
	Total	28	33	61	25	20	45	3	13	16	89.29	60.61	73.77	54.93	44.27	49.16	17.00	20.85	19.76
Sarpang	Gelephu HSS	54	63	117	37	39	76	17	24	41	68.52	61.90	64.96	49.57	45.68	47.48	18.18	18.20	18.22
	Kuendrup HSS	105	94	199	77	77	154	28	17	45	73.33	81.91	77.39	49.47	56.72	52.89	16.18	19.43	18.11
	Losel Gyatsho Academy	32	32	64	24	30	54	8	2	10	75.00	93.75	84.38	52.91	62.22	57.56	17.24	17.56	17.89
	Sarpang CS	27	29	56	16	26	42	11	3	14	59.26	89.66	75.00	49.15	54.41	51.87	22.15	17.58	19.91
	Total	218	218	436	154	172	326	64	46	110	70.64	78.90	74.77	49.96	54.03	52.00	17.58	19.33	18.57
Thimphu	Dechhenchoeling Higher Secondary	21	28	49	3	15	18	18	13	31	14.29	53.57	36.73	28.95	37.57	33.88	8.69	13.05	12.08



DZONGKHAG	SCHOOL	APPEARED			PASS			FAIL			PASS PERCENTAGE			MEAN			STANDARD DEVIATION		
		F	M	TOT	F	M	TOT	F	M	TOT	F	M	TOT	F	M	TOT	F	M	TOT
	Kelki HSS	193	172	365	148	124	272	45	48	93	76.68	72.09	74.52	49.36	50.06	49.69	15.46	18.59	16.99
	Motithang HSS	113	53	166	91	38	129	22	15	37	80.53	71.70	77.71	52.59	51.92	52.38	16.87	17.62	17.06
	Nima HSS	106	76	182	64	55	119	42	21	63	60.38	72.37	65.38	46.77	54.64	50.06	20.19	20.13	20.48
	Pelkhil HSS	108	72	180	75	46	121	33	26	59	69.44	63.89	67.22	49.43	48.21	48.94	18.51	20.79	19.40
	Rinchen HSS	129	119	248	117	106	223	12	13	25	90.70	89.08	89.92	57.13	61.60	59.27	15.85	18.58	17.32
	Wangbama CS	26	20	46	19	8	27	7	12	19	73.08	40.00	58.70	44.96	33.60	40.02	15.58	12.00	15.10
	Yangchenphug HSS	111	85	196	95	63	158	16	22	38	85.59	74.12	80.61	54.98	52.72	54.00	15.97	17.73	16.75
	Total	807	625	1432	612	455	1067	195	170	365	75.84	72.80	74.51	50.83	52.04	51.35	17.46	19.47	18.37
Trashigang	Jampeling HSS	16	29	45	13	17	30	3	12	15	81.25	58.62	66.67	46.88	47.00	46.96	11.11	20.19	17.36
	Jigme Sherubling CS	9	8	17	8	6	14	1	2	3	88.89	75.00	82.35	53.78	53.63	53.71	18.47	19.99	18.59
	Ranjung CS	24	21	45	23	18	41	1	3	4	95.83	85.71	91.11	56.58	51.00	53.98	14.01	11.90	13.22
	Trashitse HSS	36	24	60	30	20	50	6	4	10	83.33	83.33	83.33	50.78	59.79	54.38	15.00	17.79	16.63
	Total	85	82	167	74	61	135	11	21	32	87.06	74.39	80.84	52.00	52.41	52.20	14.63	18.10	16.38
Trashiyangtse	Bayling CS	19	30	49	17	25	42	2	5	7	89.47	83.33	85.71	50.79	52.37	51.76	12.65	14.80	13.89
	Total	19	30	49	17	25	42	2	5	7	89.47	83.33	85.71	50.79	52.37	51.76	12.65	14.80	13.89
Trongsa	Sherubling CS	1	7	8	1	4	5	0	3	3	100.00	57.14	62.50	59.00	44.86	46.63		17.13	16.63
	Total	1	7	8	1	4	5	0	3	3	100.00	57.14	62.50	59.00	44.86	46.63		17.13	16.63
Tsirang	Damphu CS	29	36	65	22	24	46	7	12	19	75.86	66.67	70.77	49.72	47.14	48.29	13.30	20.86	17.80
	Total	29	36	65	22	24	46	7	12	19	75.86	66.67	70.77	49.72	47.14	48.29	13.30	20.86	17.80
Wangdue Phodrang	Bajothang HSS	14	11	25	8	10	18	6	1	7	57.14	90.91	72.00	43.43	57.36	49.56	20.96	15.65	19.74
	Gaselo CS	24	9	33	21	6	27	3	3	6	87.50	66.67	81.82	54.33	50.56	53.30	16.11	21.39	17.43
	Total	38	20	58	29	16	45	9	4	13	76.32	80.00	77.59	50.32	54.30	51.69	18.55	18.27	18.39
Zhemgang	Zhemgang CS	21	18	39	18	16	34	3	2	5	85.71	88.89	87.18	48.00	59.61	53.36	12.82	13.81	14.36
	Total	21	18	39	18	16	34	3	2	5	85.71	88.89	87.18	48.00	59.61	53.36	12.82	13.81	14.36

AGRICULTURE FOR FOOD SECURITY

DZONGKHAG	SCHOOL	APPEARED			PASS			FAIL			PASS PERCENTAGE			MEAN			STANDARD DEVIATION		
		F	M	TOT	F	M	TOT	F	M	TOT	F	M	TOT	F	M	TOT	F	M	TOT
Dagana	Drukjegang HSS	15	21	36	15	21	36	0	0	0	100.00	100.00	100.00	66.13	64.90	65.42	2.75	5.85	4.79
	Total	15	21	36	15	21	36	0	0	0	100.00	100.00	100.00	66.13	64.90	65.42	2.75	5.85	4.79
Haa	Gongzim Ugyen Dorji Higher Second	1	9	10	1	9	10	0	0	0	100.00	100.00	100.00	76.00	66.22	67.20		9.23	9.24
	Total	1	9	10	1	9	10	0	0	0	100.00	100.00	100.00	76.00	66.22	67.20		9.23	9.24
Lhuntse	Lhuntse HSS	4	11	15	4	11	15	0	0	0	100.00	100.00	100.00	71.25	67.36	68.40	2.99	8.61	7.61
	Total	4	11	15	4	11	15	0	0	0	100.00	100.00	100.00	71.25	67.36	68.40	2.99	8.61	7.61
Mongar	Mongar HSS	5	9	14	5	9	14	0	0	0	100.00	100.00	100.00	68.80	68.33	68.50	8.17	7.48	7.42
	Total	5	9	14	5	9	14	0	0	0	100.00	100.00	100.00	68.80	68.33	68.50	8.17	7.48	7.42
Pemagatshel	Nangkor CS	3	5	8	3	5	8	0	0	0	100.00	100.00	100.00	63.00	60.40	61.37	7.81	6.23	6.44
	Total	3	5	8	3	5	8	0	0	0	100.00	100.00	100.00	63.00	60.40	61.37	7.81	6.23	6.44
Punakha	Punakha CS	11	6	17	11	6	17	0	0	0	100.00	100.00	100.00	66.64	62.17	65.06	5.24	6.05	5.78
	Total	11	6	17	11	6	17	0	0	0	100.00	100.00	100.00	66.64	62.17	65.06	5.24	6.05	5.78
Samdrup Jongkhar	Orong HSS	15	5	20	15	5	20	0	0	0	100.00	100.00	100.00	64.53	67.40	65.25	4.19	5.32	4.53
	Total	15	5	20	15	5	20	0	0	0	100.00	100.00	100.00	64.53	67.40	65.25	4.19	5.32	4.53
Samtse	Peljorling HSS	4	12	16	4	12	16	0	0	0	100.00	100.00	100.00	64.00	63.83	63.88	2.94	5.44	4.84
	Tendruk CS	7	9	16	7	9	16	0	0	0	100.00	100.00	100.00	71.00	72.00	71.56	6.68	6.50	6.38
	Total	11	21	32	11	21	32	0	0	0	100.00	100.00	100.00	68.45	67.33	67.72	6.47	7.10	6.80
Sarpang	Sarpang CS	14	20	34	14	20	34	0	0	0	100.00	100.00	100.00	67.64	62.60	64.68	7.95	6.79	7.60
	Total	14	20	34	14	20	34	0	0	0	100.00	100.00	100.00	67.64	62.60	64.68	7.95	6.79	7.60
Trashigang	Ranjung CS	28	14	42	28	14	42	0	0	0	100.00	100.00	100.00	57.54	52.64	55.90	6.19	6.13	6.53
	Trashitse HSS	12	2	14	12	2	14	0	0	0	100.00	100.00	100.00	63.25	63.50	63.29	8.18	9.19	7.95
	Total	40	16	56	40	16	56	0	0	0	100.00	100.00	100.00	59.25	54.00	57.75	7.24	7.21	7.56



DZONGKHAG	SCHOOL	APPEARED			PASS			FAIL			PASS PERCENTAGE			MEAN			STANDARD DEVIATION		
		F	M	TOT	F	M	TOT	F	M	TOT	F	M	TOT	F	M	TOT	F	M	TOT
Trashiyangtse	Bayling CS	18	1	19	18	1	19	0	0	0	100.00	100.00	100.00	75.72	88.00	76.37	8.25	.	8.49
	Total	18	1	19	18	1	19	0	0	0	100.00	100.00	100.00	75.72	88.00	76.37	8.25	.	8.49
Tsirang	Damphu CS	17	23	40	17	23	40	0	0	0	100.00	100.00	100.00	65.94	74.52	70.88	8.26	5.62	8.02
	Total	17	23	40	17	23	40	0	0	0	100.00	100.00	100.00	65.94	74.52	70.88	8.26	5.62	8.02
Wangdue Phodrang	Gaselo CS	11	5	16	11	5	16	0	0	0	100.00	100.00	100.00	64.27	61.00	63.25	5.75	10.63	7.39
	Total	11	5	16	11	5	16	0	0	0	100.00	100.00	100.00	64.27	61.00	63.25	5.75	10.63	7.39
Zhemgang	Zhemgang CS	5	8	13	5	8	13	0	0	0	100.00	100.00	100.00	68.00	70.25	69.38	6.40	7.74	7.07
	Total	5	8	13	5	8	13	0	0	0	100.00	100.00	100.00	68.00	70.25	69.38	6.40	7.74	7.07

MEDIA STUDIES

DZONGKHAG	SCHOOL	APPEARED			PASS			FAIL			PASS PERCENTAGE			MEAN			STANDARD DEVIATION		
		F	M	TOT	F	M	TOT	F	M	TOT	F	M	TOT	F	M	TOT	F	M	TOT
Bumthang	Jakar HSS	20	12	32	20	12	32	0	0	0	100.00	100.00	100.00	65.30	67.75	66.22	5.93	6.54	6.18
	Total	20	12	32	20	12	32	0	0	0	100.00	100.00	100.00	65.30	67.75	66.22	5.93	6.54	6.18
Chhukha	Chukha CS	11	12	23	11	12	23	0	0	0	100.00	100.00	100.00	82.82	77.00	79.78	7.32	7.62	7.89
	Gedu HSS	7	9	16	7	9	16	0	0	0	100.00	100.00	100.00	64.57	61.33	62.75	6.97	4.21	5.63
	Phuentsholing HSS	11	4	15	11	4	15	0	0	0	100.00	100.00	100.00	65.09	59.75	63.67	2.91	4.99	4.17
	Total	29	25	54	29	25	54	0	0	0	100.00	100.00	100.00	71.69	68.60	70.26	10.54	10.19	10.39
Dagana	Daga HSS	16	16	32	15	16	31	1	0	1	93.75	100.00	96.88	64.69	65.88	65.28	12.72	4.08	9.31
	Drukjegang HSS	15	6	21	15	6	21	0	0	0	100.00	100.00	100.00	66.27	63.17	65.38	5.90	6.80	6.16
	Total	31	22	53	30	22	52	1	0	1	96.77	100.00	98.11	65.45	65.14	65.32	9.89	4.94	8.14
Haa	Gongzim Ugyen Dorji Higher Second	10	6	16	10	6	16	0	0	0	100.00	100.00	100.00	64.40	63.83	64.19	4.62	8.93	6.29
	Total	10	6	16	10	6	16	0	0	0	100.00	100.00	100.00	64.40	63.83	64.19	4.62	8.93	6.29
Mongar	Gyelpozhing CS	10	3	13	10	3	13	0	0	0	100.00	100.00	100.00	70.20	70.33	70.23	4.76	4.04	4.44

DZONGKHAG	SCHOOL	APPEARED			PASS			FAIL			PASS PERCENTAGE			MEAN			STANDARD DEVIATION		
		F	M	TOT	F	M	TOT	F	M	TOT	F	M	TOT	F	M	TOT	F	M	TOT
	Mongar HSS	4	12	16	4	12	16	0	0	0	100.00	100.00	100.00	77.00	66.92	69.44	4.40	6.42	7.38
	Yadi HSS	21	17	38	21	17	38	0	0	0	100.00	100.00	100.00	63.43	63.88	63.63	7.05	5.37	6.28
	Total	35	32	67	35	32	67	0	0	0	100.00	100.00	100.00	66.91	65.63	66.30	7.72	5.92	6.90
Pemagatshel	Nangkor CS	9	13	22	9	13	22	0	0	0	100.00	100.00	100.00	67.78	66.92	67.27	5.76	5.02	5.22
	Nganglam HSS	10	4	14	10	4	14	0	0	0	100.00	100.00	100.00	64.80	61.25	63.79	5.12	4.65	5.09
	Total	19	17	36	19	17	36	0	0	0	100.00	100.00	100.00	66.21	65.59	65.92	5.49	5.40	5.38
Punakha	Punakha CS	19	4	23	19	4	23	0	0	0	100.00	100.00	100.00	70.11	73.25	70.65	5.16	8.62	5.78
	Total	19	4	23	19	4	23	0	0	0	100.00	100.00	100.00	70.11	73.25	70.65	5.16	8.62	5.78
Samdrup Jongkhar	Karmaling HSS	7	14	21	7	14	21	0	0	0	100.00	100.00	100.00	66.14	65.71	65.86	5.67	7.37	6.71
	Orong HSS	4	7	11	4	7	11	0	0	0	100.00	100.00	100.00	67.50	67.29	67.36	2.38	5.16	4.20
	Total	11	21	32	11	21	32	0	0	0	100.00	100.00	100.00	66.64	66.24	66.38	4.63	6.63	5.94
Samtse	Peljorling HSS	12	0	12	12	0	12	0	0	0	100.00		100.00	65.42	0.00	65.42	6.04	0.00	6.04
	Samtse HSS	10	8	18	10	8	18	0	0	0	100.00	100.00	100.00	66.60	56.37	62.06	6.28	7.91	8.60
	Tendruk CS	6	5	11	6	5	11	0	0	0	100.00	100.00	100.00	68.50	58.80	64.09	1.05	4.66	5.91
	Total	28	13	41	28	13	41	0	0	0	100.00	100.00	100.00	66.50	57.31	63.59	5.44	6.73	7.23
Sarpang	Gelephu HSS	16	11	27	16	11	27	0	0	0	100.00	100.00	100.00	67.50	58.55	63.85	6.86	9.32	8.98
	Sarpang CS	6	7	13	6	7	13	0	0	0	100.00	100.00	100.00	66.00	65.57	65.77	4.94	5.74	5.17
	Total	22	18	40	22	18	40	0	0	0	100.00	100.00	100.00	67.09	61.28	64.48	6.32	8.67	7.93
Thimphu	Yangchenphug HSS	20	11	31	20	11	31	0	0	0	100.00	100.00	100.00	74.30	70.82	73.06	5.50	7.71	6.47
	Total	20	11	31	20	11	31	0	0	0	100.00	100.00	100.00	74.30	70.82	73.06	5.50	7.71	6.47
Trashigang	Jigme Sherubling CS	17	8	25	17	8	25	0	0	0	100.00	100.00	100.00	63.24	61.63	62.72	8.69	6.78	8.02
	Ranjung CS	9	5	14	9	5	14	0	0	0	100.00	100.00	100.00	67.11	61.00	64.93	5.44	3.54	5.60
	Trashitse HSS	8	15	23	8	15	23	0	0	0	100.00	100.00	100.00	65.50	62.20	63.35	2.73	3.91	3.83
	Total	34	28	62	34	28	62	0	0	0	100.00	100.00	100.00	64.79	61.82	63.45	6.95	4.68	6.17



DZONGKHAG	SCHOOL	APPEARED			PASS			FAIL			PASS PERCENTAGE			MEAN			STANDARD DEVIATION		
		F	M	TOT	F	M	TOT	F	M	TOT	F	M	TOT	F	M	TOT	F	M	TOT
Trashiyangtse	Bayling CS	15	6	21	15	6	21	0	0	0	100.00	100.00	100.00	69.27	65.67	68.24	6.43	9.87	7.49
	Total	15	6	21	15	6	21	0	0	0	100.00	100.00	100.00	69.27	65.67	68.24	6.43	9.87	7.49
Trongsa	Sherubling CS	6	3	9	6	3	9	0	0	0	100.00	100.00	100.00	70.83	64.67	68.78	4.62	4.16	5.22
	Total	6	3	9	6	3	9	0	0	0	100.00	100.00	100.00	70.83	64.67	68.78	4.62	4.16	5.22
Tsirang	Damphu CS	28	11	39	28	11	39	0	0	0	100.00	100.00	100.00	74.96	70.45	73.69	4.23	5.85	5.10
	Total	28	11	39	28	11	39	0	0	0	100.00	100.00	100.00	74.96	70.45	73.69	4.23	5.85	5.10
Wangdue Phodrang	Gaselo CS	19	5	24	19	5	24	0	0	0	100.00	100.00	100.00	67.95	66.00	67.54	5.39	1.00	4.85
	Total	19	5	24	19	5	24	0	0	0	100.00	100.00	100.00	67.95	66.00	67.54	5.39	1.00	4.85
Zhemgang	Zhemgang CS	7	9	16	7	9	16	0	0	0	100.00	100.00	100.00	64.00	61.11	62.38	3.37	6.37	5.33
	Total	7	9	16	7	9	16	0	0	0	100.00	100.00	100.00	64.00	61.11	62.38	3.37	6.37	5.33

1.7 UNDER GRADUATE SCHOLARSHIP SCHOOL WISE SUMMARY LIST 2017

SL. NO.	SCHOOL NAME/DZONGKHAG	GENDER		TOTAL
		M	F	
1	Bajothang Higher Secondary School, Wangdue		1	1
2	Bayling Central School, Trashiyangtse		1	1
3	Chukha Central School, Chukha	1	1	2
4	Daga Higher Secondary School, Dagana	1	1	2
5	Damphu Central School, Tsirang	6	7	13
6	Dashiding Higher Secondary School, Punakha		1	1
7	Drukgyel Central School, Paro	3	4	7
8	Gaselo Central School, Wangdue		1	1
9	Gedu Higher Secondary School, Chukha	2		2
10	Gelephu Higher Secondary School, Thimphu	5	1	6
11	Gongzim Ugyen Dorji Higher Secondary School, Haa	1		1
12	Gyelpozhing Central School, Mongar	1	1	2
13	Jakar Higher Secondary School, Bumthang	2	1	3
14	Jigme Sherubling Central School, Trashigang	17	5	22
15	Kelki Higher Secondary School, Thimphu	1		1
16	Lhuntse Higher Secondary School, Lhuntse	3	2	5
17	Mongar Higher Secondary School, Mongar	3	4	7
18	Motiithang Higher Secondary School, Thimphu	1	11	12
19	Nangkor Central School, Pemagatshel	2		2
20	Peljorling Higher Secondary School, Samtse		3	3
21	Phuentsholing Higher Secondary School, Chukha	3	3	6
22	Punakha Central School, Punakha	11	3	14
23	Ranjung Central School, Trashigang	1	2	3
24	Samtse Higher Secondary School, Samtse	1	2	3
25	Sherubling Central School, Trongsa		1	1
26	Tendruk Central School, Samtse	2		2
27	Trashitse Higher Secondary School, Trashigang	2		2
28	Ugyen Academy Higher Secondary School, Trashigang	16	16	32
29	Yangchenphug Higher Secondary School, Thimphu	12	13	25
30	Zhemgang Central School, Zhemgang	5	1	6
	Total	102	86	188

1.8 BHSEC 2016 EXAMINATION TOPPERS

SCIENCE STREAM



89.5%



Dorji Phuntsho
**Jigme Sherubling
CS**



85.5%



Ugyen Lhamo
Motithang HSS



Sonam Jamtsho
Yangchenphug HS



Dendra Chapagai
Ugyen Academy



84.75%



Tshewang Norbu
**Jigme Sherubling
CS**

ARTS STREAM



86.25%



Tashi Norbu
**Jigme Sherubling
CS**



84.50%



Ugyen Phuntsho
Kelki HSS



84.25%



Wangchuk Lhamo
Jakar HSS



Dorij Wangchuk
**Jigme Sherubling
CS**

COMMERCE STREAM



87%



Tshering Wangmo
Ugyen Academy



83.75%



Ugyen Pemo
Mongar HSS








83.25%



Kezang Choden
Ugyen Academy

1.9 BHSEC 2016 SUBJECT TOPPERS

SUBJECT	CANDIDATE DETAILS
English	 <p data-bbox="1054 398 1422 584"><i>Tshering Deki Yangzom</i> Motithang Higher Secondary School Marks Obtained: 81</p>
Dzongkha	 <p data-bbox="1054 712 1410 898"><i>Tashi Norbu</i> Sherubling Central School Marks Obtained: 89</p>
Rizhung	 <p data-bbox="1054 1021 1406 1207"><i>Thuji Zam</i> Gongzim Ugyen Dorji HSS Marks Obtained: 90</p>
Literature in English	 <p data-bbox="1054 1346 1410 1532"><i>Tashi Yangden</i> Motithang Higher Secondary School Marks Obtained: 87</p>
History	 <p data-bbox="1054 1682 1410 1834"><i>Ugyen Pem</i> Ugyen Academy Marks Obtained: 92</p>


SUBJECT	CANDIDATE DETAILS	
Geography		<p><i>Tashi Norbu</i> Jigme Sherubling Central School Obtained: 91</p>
		<p><i>Ugyen Pem</i> Ugyen Academy Marks Obtained: 91</p>
Economics		<p><i>Yeshe Lhamo</i> Damphu Central School Marks Obtained: 90</p>
		<p><i>Rinchen Lhaden</i> Gelephu Higher Secondary School Marks Obtained: 90</p>
Commerce		<p><i>Pema Yangchen</i> Mongar Higher Secondary School Marks Obtained: 89</p>

SUBJECT**CANDIDATE DETAILS****Accountancy**

Tshering Wangmo
Ugyen Academy

Marks Obtained: 94**Mathematics**

Dorji Phuntsho
Jigme Sherubling Central
School

Marks Obtained: 97

Tshewang Norbu
Jigme Sherubling Central
School






Marks Obtained: 97**Physics**

Dorji Phuntsho
Jigme Sherubling Central
School

Marks Obtained: 98**Chemistry**

Dorji Phuntsho
Jigme Sherubling Central
School

Marks Obtained: 90

SUBJECT	CANDIDATE DETAILS	
Biology		<i>Deki Lhadon</i> Samtse Higher Secondary School Marks Obtained: 92
Computer Studies		<i>Chhimi Gembo</i> Jampel Higher Secondary School Marks Obtained: 85
		<i>Dechen Choden</i> Lhuntse Higher Secondary School Marks Obtained: 99
Business Mathematics		<i>Tshering Wangmo</i> Ugyen Academy Marks Obtained: 99
		<i>Kezang Choden</i> Ugyen Academy Marks Obtained: 99

SUBJECT**CANDIDATE DETAILS**

**Business
Mathematics**



Tenzin Wangchuk
**Jampel Higher Secondary
School**

Marks Obtained: 99



Tashi Phuentsho
**Jampel Higher Secondary
School**

Marks Obtained: 99

**Agriculture for Food
Security**



Nythri Tshering
**Bayling Higher
Secondary School**

Marks Obtained: 88

Media Studies



Dorji Yangzom
Chukha Central School

Marks Obtained: 91



Tek Nath Bhattarai
Chukha Central School

Marks Obtained: 91

PUPIL PERFORMANCE REPORT

LANGUAGE AND CULTURE
STUDIES CERTIFICATE 2016
EXAMINATION

LCSCCE (XII)

2016

CHAPTER 2: LANGUAGE AND CULTURE STUDIES CERTIFICATE 2016 EXAMINATION

2.1 GENERAL INFORMATION

ENTERED			APPEARED			PASS			FAIL			ABSENT			PASS %		
TOT	M	F	TOT	M	F	TOT	M	F	TOT	M	F	TOT	M	F	TOT	M	F
471	197	274	464	192	272	401	161	240	63	31	32	7	5	2	86.42	83.85	88.24

Three institutes offered LCSCE XII course in 2016:

- » Taktse Rigzung Higher Secondary School (TRHSS),
- » School for Language and Culture Studies (SLCS) and
- » Dzongkha Development Training Institute (DDTI).

A total of 471 candidates from the above three centers were registered and 464 of them appeared the LCSCE 2016 Examination. Of the total candidates appearing the examination, 401 candidates, that is, 86.42 % of them passed the examination.

OVER ALL PERFORMANCE BY GENDER

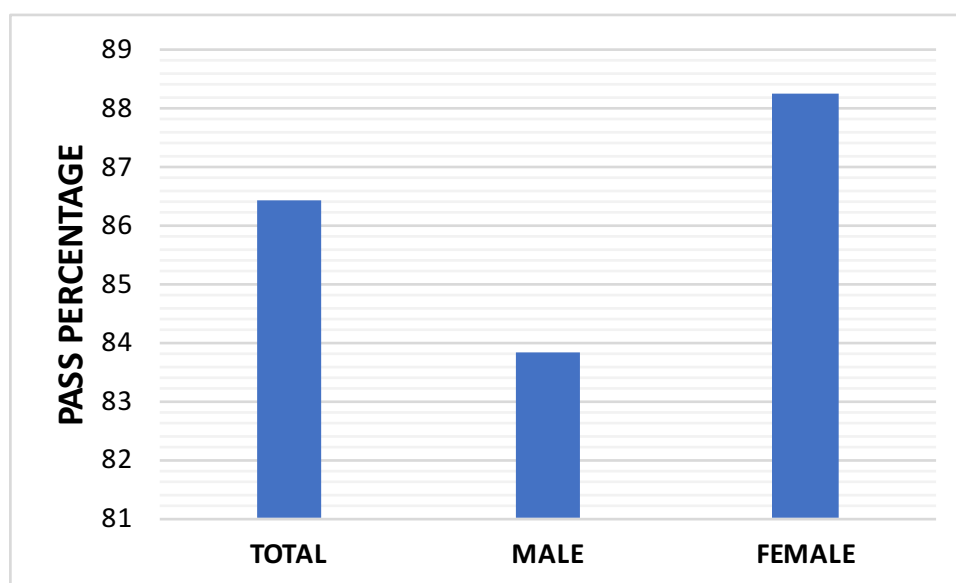


Figure 1 Pass percentages

Of the 471 registered candidates, 192 boys and 272 girls appeared the examination. The pass percentage for boys was 83.85% and 88.24% for girls.

2.2 OVERALL SUBJECT-WISE PERFORMANCE

LCSCE XII offers the following subjects as major, minor and elective in which candidates can opt for any one of the electives.

MAJOR SUBJECTS	MINOR SUBJECTS	ELECTIVE SUBJECTS
Choedjug Dzongkha English/ Khejug	Sumtag Nyenngag Translation	Gyelrab (History) Tsi (Astrology) Nyencha (Music) Driglam (Bhutanese Etiquette) Media Studies Agriculture for Food Security

SUBJECT	PASS			MEAN			STDEV		
	T	M	F	T	M	F	T	M	F
Choedjuk	92.89	93.23	92.65	57.13	58.72	56.00	14.57	16.23	13.24
Dzongkha	100.00	100.00	100.00	68.47	69.99	67.40	11.93	13.97	10.21
English	89.23	94.02	93.33	44.82	43.92	45.44	6.33	7.06	5.72
Khejug	66.67	75	0	48.67	51.63	0	19.19	18.19	0
Sumtag	91.59	92.19	91.18	59.97	60.65	59.49	16.19	17.49	15.22
Nyenngag	90.73	88.54	92.28	54.90	55.16	54.71	13.43	14.88	12.31
Driglam	100.00	100.00	100.00	62.46	63.15	61.97	11.39	13.12	10.02
Gyelrab	100.00	100.00	100.00	66.79	64.63	68.75	9.91	10.89	8.55
Nyencha	100.00	100.00	100.00	74.80	75.83	74.26	6.07	6.12	6.05
Tse	100.00	100.00	100.00	74.17	77.30	70.25	10.76	9.76	11.26
Media Studies	100.00	100.00	100.00	63.79	62.75	64.27	11.29	4.33	13.35
Agriculture for Food Security	100.00	100.00	100.00	56.18	58.33	55.38	6.51	4.16	7.27
Translation	91.14	89.74	92.21	54.14	54.24	54.06	13.19	15.44	11.11

In the subject wise performance, cent percent pass was recorded for one of the major subjects (Dzongkha) and all the elective subjects. From the twelve subjects, the elective subjects had their mean in the range of 56% to 74.80 % with lowest standard deviation of 6.07 in Nyencha. Low STDEV in the subject shows that most of the candidates scored closer to the mean score, 75.83%.

2.3 SCHOOL WISE PERFORMANCE IN VARIOUS SUBJECTS

Not all the three schools offer all the subjects available, the table below shows school wise pass percentage, mean and standard deviation of various subjects.

SCHOOL	CHOEDJUK			DZONGKHA			ENGLISH		
	PASS	MEAN	STDEV	PASS	MEAN	STDEV	PASS	MEAN	STDEV
TRHSS	100.00	62.73	13.07	100.00	73.03	10.74	97.93	47.17	7.60
SLCS	92.04	54.78	13.00	100.00	65.46	10.23	85.79	44.03	6.43
DDTI	75.71	48.41	16.55	100.00	64.56	15.20	73.85	40.26	6.7
SCHOOL	SUMTAG			NYENNGAG			TRANSLATION		
	PASS	MEAN	STDEV	PASS	MEAN	STDEV	PASS	MEAN	STDEV
TRHSS	99.48	68.70	12.94	99.48	61.12	11.31			

SLCS	91.54	55.85	13.72	89.55	52.44	11.91	94.03	55.39	11.78
DDTI	70.00	47.71	18.22	70.00	44.80	14.54	82.86	50.54	15.88
SCHOOL	DRIGLAM			NYENCHA			TSE		
	PASS	MEAN	STDEV	PASS	MEAN	STDEV	PASS	MEAN	STDEV
TRHSS	100.00	69.74	5.60	100.00	76.53	5.74	100.00	74.17	10.76
SLCS	100.00	57.69	8.33	100.00	74.16	6.12			
DDTI	100.00	58.09	13.23						
	AGRICULTURE			MEDIA STUDIES			GYELRAB		
	PASS	MEAN	STDEV	PASS	MEAN	STDEV	PASS	MEAN	STDEV
TRHSS	100.00	63.79	11.29	100.00	56.18	6.51	100.00	73.62	6.87
SLCS							100.00	64.71	9.78
KHEJUG									
	PASS	MEAN	STDEV						
SLCS	75	53.25	20.04						
DDTI	60	45	19.94						

Taktse Rigzung HSS (TRHSS) offered all the subjects except Translation, SLCS and DDTI offered nine and seven subjects respectively.

2.4 SUBJECT WISE PASS PERCENTAGE

Figure 2 shows the subject wise pass percentage of three schools offering LCSCE course. All the three schools scored cent percent in Dzongkha and six elective subjects. However all schools did not offer the six elective subjects and the number of candidates opting these subjects would vary.

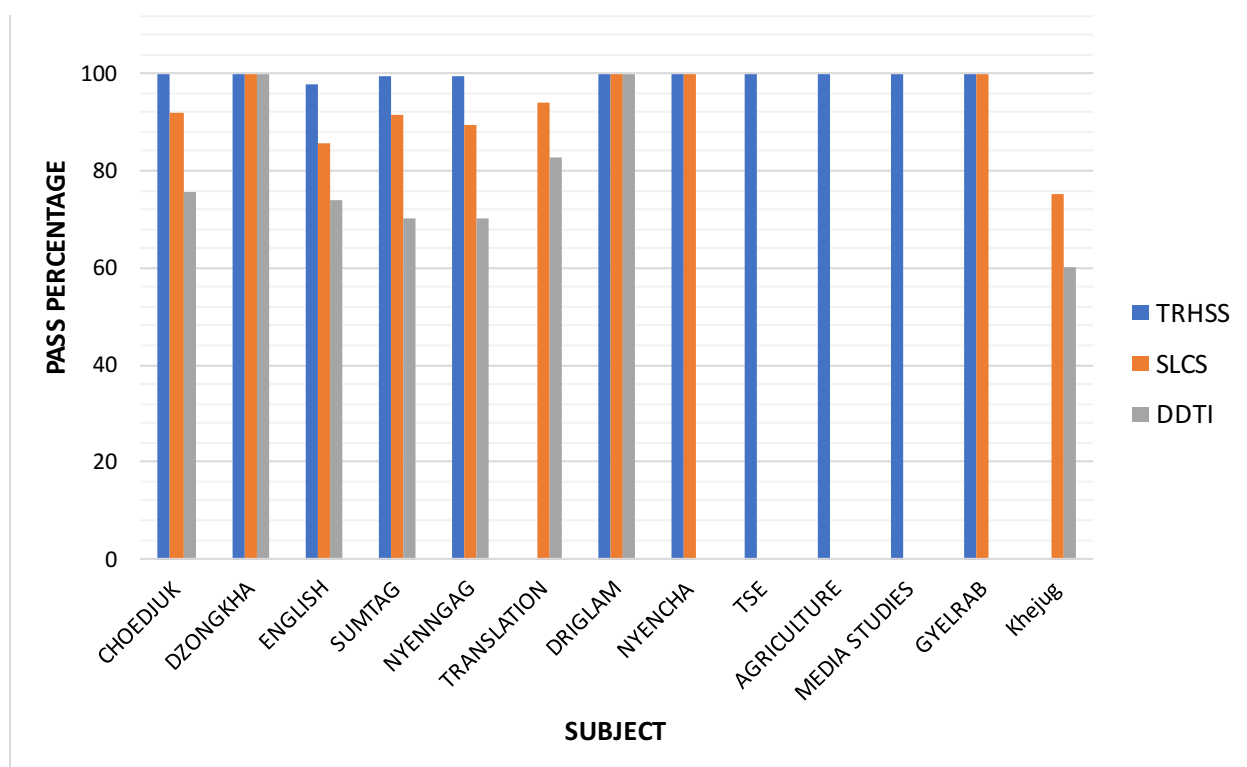


Figure 2 Subject-wise pass percentages

TRHSS had the best performance with cent percent pass in eight of eleven subjects followed by SLCS with 100% pass in four of ten subjects and DDTI with two of eight subjects.

2.5 LCSCE PASS PERCENTAGE FOR PAST YEARS

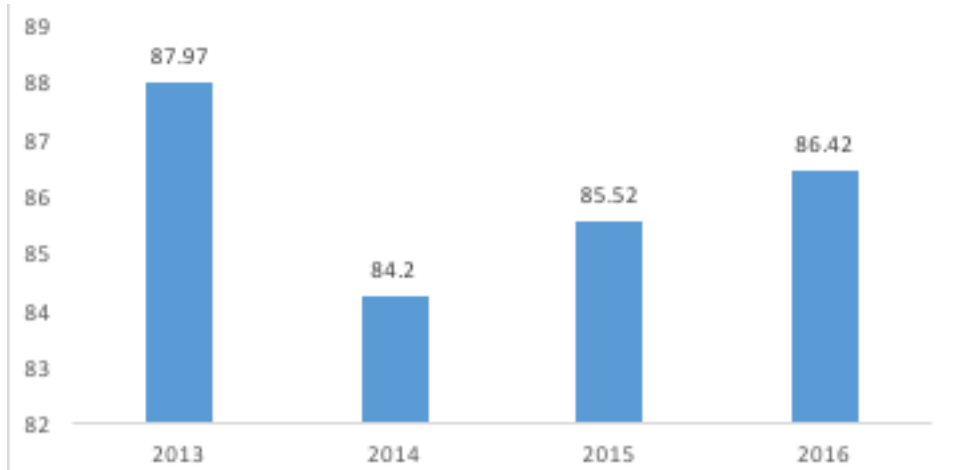


Figure 3 Pass percentages since 2013

87.97% pass was recorded in 2013 which dropped to 84.2% in the following years. However there has been a steady improvement annually in the performance till date.

2.6 LCSCE-XII TOPPERS

All the candidates in the top three list of LCSCE 2016 are from Taktse HSS.



83.40%



Sangay Wangchuk
Taktse HSS



81.00%



Samten Duba
Taktse HSS



79.20%



Tashi Lhamo
Taktse HSS

PUPIL PERFORMANCE REPORT

REPORT ON 2016 BHSEC EXAMINATION

CHAPTER 3: REPORT ON 2016 BHSEC EXAMINATION

3.1 CONDUCT OF BHSEC EXAMINATION

There were 56 centres (39 government and 17 private schools) registered for the BHSEC examination.

The practical examination for Computer Studies was conducted on November 24th. The theory examinations were conducted from November 30th to December 13th 2016. Candidates appeared Media Studies and Agriculture examination for the first time.

The conduct of examinations were carried out by 56 Supervising Examiners supported by visiting examiners for the practical examinations and invigilators for the theory examinations.

The BCSEA officials, Dzongkhag Education Officials and Thromde Education officials extended support for the smooth and fair conduct of the examinations.

3.2 BHSEC ANSWER SCRIPT MARKING PROCEDURE

The answer scripts marking for BHSEC and LCSCE (X & XII) examinations was held at College of Science and Technology, Rinchending from December 20th 2016 to January 7th 2017.

There were 700 officials who took part in the management and marking of answer scripts (Answer Script Managers 55, Markers 578, Data Tabulators 54, Scanners 10 and Braille Transcriber 3)

The answer scripts are marked following the standard procedure at the marking camp:

ANSWER SCRIPTS MANAGEMENT

The sorting of answer scripts subject wise is conducted two days prior to marking. The papers go through a series of procedures to maintain the anonymity of the candidates and kept ready to hand them over to the chief markers.

MARKING

1. Discussion of model answers and marking schemes in subject groups;
2. Standardization of marking: marking of 5 sample papers by every individual marker except in Mathematics, Computer Studies and Science;
3. Markers mark the assigned questions allotted to them. Chief Markers and Subject Coordinators monitor and support the marking process;
4. Marked answer scripts then pass through the cross checkers in the marking room, who check the accuracy of marks awarded against each item and also cancel an extra item attempted, if any;
5. The marks for each question and sub parts on the cover page are totaled and entered

in the designated space by a marker assigned to do this;

6. The total marks are then entered in the Mark Tabulation Form by mark tabulator;
7. Chief Marker further re-evaluates the marked answer scripts randomly; and
8. Marked answer scripts are compiled in ascending order and the total marks further cross-checked against the Mark Tabulation Form and submitted to the Answer Script management.

DATA TABULATION

1. Data tabulators enter the marks item-wise and subject-wise;
2. Errors if any are rectified in consultation with the chief marker;
3. Data tabulators further cross check the entered marks with the Mark Tabulation Form; and
4. Final crossed checked answer scripts are returned to Answer Script Management for packing and appropriate labelling.
5. The marking camp activities for December 2016 examinations went smoothly. Some of the new initiatives of BCSEA were:
 - » Bar code features were incorporated in the cover page of the question cum answer script booklet; and
 - » Marked answer scripts were all scanned and made easily accessible for the clerical recheck.

DECLARATION OF RESULTS

After having completed the required formalities, the results of BHSEC (XII) and LCSCE (XII) were declared on January 25, 2017 through a press release.

ལེའུ་མེད་པ། འབྲུག་འབྲིང་རིམ་གོང་མའི་ཤེས་ཡོན་ལག་ཁྱེར་ཚོས་རྒྱགས་ཀྱི་སྟུན་ལྷན། ༢༠༡༦

༣.༡ འབྲུག་འབྲིང་རིམ་གོང་མའི་ཤེས་ཡོན་ལག་ཁྱེར་ཚོས་རྒྱགས་འགོ་འདྲེན།

སྤྱི་ལོ་༢༠༡༦ ལོ་ལུ་ཚོས་རྒྱགས་ལྟེ་བ་ལུ། གིས་(གཞུང་གི་སློབ་གྲྭ་༣༩ སྐར་གྱི་སློབ་གྲྭ་༡༧) འབྲུག་འབྲིང་རིམ་གོང་མའི་ཤེས་ཡོན་ལག་ཁྱེར་ཚོས་རྒྱགས་ཀྱི་དོན་ལུ་ཐོ་བཀོད་འབད་ཡི།

ལག་ལེན་དངོས་བསྟར་ཚོས་རྒྱགས་འདི་འབྲི་རྒྱགས་ཀྱི་ཉེ་མ་འགོ་འདྲེན་འཐབ་ཅི། དེ་ཡང་ས་ཆ་རིག་པ། ཚན་རིག། ཕྱིས་རིག་དང་སློབ་རིག་སློབ་སྦྱོང་གི་ཚོས་ཚན་ཚུ་སྤྱི་ཚོས་༡༧-༢༤/༡༡/༢༠༡༦ གི་ནང་འཁོད་ལུ་འགོ་འདྲེན་འཐབ་ཅི། དེ་ལས་འབྲི་རྒྱགས་འདི་སྤྱི་ཚོས་༣༠/༡༡/༢༠༡༦ ལས་འགོ་བཙུགས་ཉེ་སྤྱི་ཚོས་༡༣/༡༢/༢༠༡༦ གི་ནང་འཁོད་འགོ་འདྲེན་འཐབ་ཡོད། ཚོས་ཚན་བརྗེ་རྒྱུ་དང་བཟའ་སྦྱོད་ཉེན་སྲུང་གི་སོ་ནམ་ཚོས་ཚན་ལན་མི་མི་ངོས་ཚུ་ལུ་དུས་ཅི་ཚོས་རྒྱགས་འགོ་དང་པ་འགོ་འདྲེན་འཐབ་ཅི།

ཚོས་རྒྱགས་དེ་ཞིབ་ཞིབ་དང་འབྲུ་མཉམ་འབད་འགོ་འདྲེན་འཐབ་ནི་འདི་དོན་ལུ་བཀོད་དཔོན་ལུ། གིས་འགོ་འཁྲིད་ཐོག་ལུ་ལག་ལེན་དངོས་བསྟར་ཚོས་རྒྱགས་ཚུ་ལྷ་སྐོར་བརྟག་དཔྱད་པ་ཚུ་གིས་རྒྱབ་སྐྱོར་ཐོག་ལས་དང་འབྲི་རྒྱགས་འདི་ཚོས་རྒྱགས་དོ་དམ་པ་

ཚུ་གིས་རྒྱུ་སྐྱོར་དང་འགན་ཁུར་འབག་སྟེ་འགོ་འདྲེན་འཐབ་ཅི། འདི་ནང་འབྲུག་གི་སློབ་གྲྭ་འཛམ་རྒྱུགས་དང་བརྟུན་ཞིབ་ཚོགས་
སྟེའི་ འགན་འཛིན་པ་རྣམས་ རྗེས་འགྲུབ་དང་ ཁོམ་སྟེའི་ཤེས་རིག་འགོ་དཔོན་ཚུ་གིས་ རྒྱུ་སྐྱོར་ག་དེ་མང་མང་བྱིན་ཚུགས་ཅི།

3.2 འབྲུག་འབྲིང་རིམ་གོང་མའི་ ཤེས་ཡོན་ལག་ཁྲུང་ཚོས་རྒྱུགས་ཀྱི་ ལན་ཤོག་དབྱེ་ཞིབ་དང་ ལན་ཤོག་དབྱེ་
ཞིབ་ཀྱི་ བྱ་སྐྱོའི་རིམ་པ།

འབྲུག་ འབྲིང་རིམ་གོང་མའི་ ཤེས་ཡོན་ལག་ཁྲུང་(XII)པ་དང་ སྐད་ཡིག་དང་ ལམ་སྲོལ་སློབ་སྦྱོང་གི་ ལག་ཁྲུང་ཚོས་རྒྱུགས་
(X, XII) པའི་ ལན་ཤོག་དབྱེ་ཞིབ་ཀྱི་ལཱ་འདི་ རིན་ཚེན་སྤྲོད་མཁུ་ ཚན་རིག་དང་འཕྲུལ་རིག་ མཐོ་རིམ་སློབ་གྲྭ་འདྲེན་ལུ་འབད་
སྤྱི་ཚེས་20/12/2016 ལས་ འགོ་བཙུགས་ཏེ་ སྤྱི་ཚེས་02/01/2017 གྱི་ནང་འཁོད་ འགོ་འདྲེན་འཐབ་ཅི།

འདི་ནང་ ལན་ཤོག་འཛིན་སྐྱོང་པ་44 | དབྱེ་ཞིབ་པ་42 | གནས་སྤྱད་བཀོད་མི་46 | ལན་ཤོག་སློབ་རིག་ཐོག་ པར་ལོག་
རྒྱུ་མི་10 | འབྲུག་ཡིག་ འབྲུ་བཤུས་པ་མི་/སྤྲུག་ཚ་བཀའ་མི་3 བཅས་ ལཱ་འབད་མི་ ཡོངས་བསྟོམས་200 གིས་ འབྲེལ་
གཏོགས་འབད་ཡོད་པ་ཨིན།

ལན་ཤོག་དེ་ཚུ་ དབྱེ་ཞིབ་གནས་སྐར་ནང་ལུ་འབད་ གཤམ་གསལ་དབྱེ་ཞིབ་ཀྱི་ གནས་ཚད་ བྱ་སྐྱོའི་རིམ་པ་དང་འབྲེལ་ཏེ་ དབྱེ་
ཞིབ་འབད་མ་ཨིན།

ལན་ཤོག་འཛིན་སྐྱོང་།

དབྱེ་ཞིབ་ཀྱི་ལཱ་ འགོ་མ་བཙུགས་པའི་ ཉིན་མོ་གཉིས་ཀྱི་ཉེ་མ་ལས་ ལན་ཤོག་འཛིན་སྐྱོང་པ་གིས་ ལན་ཤོག་ཚུ་ ཚོས་ཚན་དང་
འབྲེལ་ཏེ་ འདྲེ་སྟེ་བཞག་ཞིན་མ་ལས་ གོ་རིམ་བཞིན་ ལན་ཤོག་འཛིན་སྐྱོང་གི་ བྱ་སྐྱོའི་རིམ་པ་ག་ར་འབད་དེ་ བྱ་འགྲིགས་བཟོ་
ཞིན་མ་ལས་ དབྱེ་ཞིབ་འབད་བཙུག་ནི་གི་དོན་ལུ་ དབྱེ་ཞིབ་གཙོ་འཛིན་ལུ་ ཕྱིས་སྦྱོད་པ་ཨིན།

དབྱེ་ཞིབ་འབད་ཐངས།

- ཚོས་ཚན་གྱི་སྡེ་ཚན་ནང་ལུ་ དཔེ་སྟོན་ལན་ཤོག་དང་ རྒྱུགས་ཀྱི་ཚད་གཞི་ཚུ་གི་སྐོར་ལས་ གོ་བསྐྱར་འབད་དེ་ ཐག་བཅད་
དགོ།
- སྟོན་འགོའི་དབྱེ་ཞིབ་ཀྱི་ བྱ་རིམ་འདི་ ལན་ཤོག་ལཱ་ལེན་ཏེ་ དབྱེ་ཞིབ་པ་ལེ་ལེ་བཞིན་གྱིས་ དབྱེ་ཞིབ་ཀྱི་སྦྱང་བ་ གནས་
ཚད་དང་ལྡན་མ་འབད་ མཐིལ་བྱིན་འབད་མ་ཨིན། དེ་འབད་མཇུག་ ཕྱིས་དང་ སློབ་རིག་ ཚན་རིག་གི་ཚོས་ཚན་ གསུམ་
འབད་མི་དགོ།
- དབྱེ་ཞིབ་པ་ཚུ་གིས་ རང་ལུ་ཐོབ་པའི་ རི་བའི་ལན་རྒྱུང་གཅིག་ དབྱེ་ཞིབ་འབད་དགོ། དབྱེ་ཞིབ་པ་ཚུ་གིས་ ལན་ཤོག་དབྱེ་
ཞིབ་འབད་བའི་སྐབས་ དབྱེ་ཞིབ་གཙོ་འཛིན་དང་ ཚོས་ཚན་འགོ་འདྲེན་པ་གིས་ ལམ་སྟོན་དང་ ལྷོག་འབད་མ་ཨིན།
- དབྱེ་ཞིབ་འབད་སའི་ འང་མིག་ནང་ལུ་ དབྱེ་ཞིབ་འབད་ཚར་མི་ལན་ཤོག་ཚུ་ བདེན་དབྱེད་པ་ལུ་སྦྱོད་པ་ཨིན། བདེན་དབྱེད་
པ་གིས་ རྒྱུགས་ཚད་དང་འབྲེལ་ཏེ་ ཉན་ཉན་འབད་ བཀོད་རྒྱུག་ག་ཚུ་ བལྟམ་ཨིན། གཞན་ཡང་ རི་བའི་ལན་ཐབས་བྲིས་
ཏེ་ཡོད་པ་ཅིན་དེ་ཚུ་ ཚམེད་གཏང་དགོ་པ་ ལ་སོགས་པ་ཚུ་ བདེན་དབྱེད་འབད་ཞིན་མ་ལས་ འཛུལ་བ་ལེ་མཐོང་པ་ཅིན་ དེ་
ཚུ་དབྱེ་ཞིབ་པ་དང་ མཉམ་འབྲེལ་ཐོག་ དུས་མཐུན་བཟོམ་ཨིན།



- དབྱེ་ཞིབ་པ་ཚུ་གིས་ ཇི་བ་རེ་རེ་བཞེན་གྱི་ ཆ་ཤས་ཀྱི་སྐྱགས་ཚུ་བསྐྱོམས་ཏེ་ ལན་ཤོག་གི་ཕྱི་ཤོག་གུ་ ཡོངས་བསྐྱོམས་བཀོད་སའི་ ས་སྟོང་ནང་བཀང་དགོ།
- སྐྱགས་སྐྱོམ་མི་ཚུ་གིས་ སྐྱགས་བསྐྱོམས་ཚུ་ སྐྱགས་བཀོད་འབྲི་ཤོག་ནང་ བཀང་དགོ།
- དབྱེ་ཞིབ་གཙོ་འཛིན་གྱིས་ ལན་ཤོག་ཚུ་ ཀང་འབྲུང་འབད་ བསྐྱར་ཞིབ་འབད་འོང། དེ་སྐབས་ སྐྱགས་ མཐོང་མཉམ་ཞུགས་པ་ལ་སོགས་པ་ ག་ཅི་ར་མཐོང་རུང་ དེ་ཚུ་ ལོག་དབྱེ་ཞིབ་འབད་བཅུག་སྟེ་ ཚད་ལྡན་གྱི་ སྐྱགས་བྱིན་བཅུག་པའི་ འབྲུལ་ལུ་ དག་བཙུག་ཡང་ འབད་མ་ཨིན།
- ལན་ཤོག་ཚུ་ གོ་རིམ་བཞེན་ བམ་ཚན་འབད་ བདེ་ཞིབ་བཟོ་དགོ་ དེ་ལས་ད་རུང་ཡང་ ལན་ཤོག་དང་ སྐྱགས་བཀོད་འབྲི་ཤོག་ནང་གི་སྐྱགས་གཉིས་ བདེན་དབྱེ་འབད་ཞིན་མ་ལས་ ལོག་སྟེ་ར་འཛིན་སྟོང་པ་ལུ་ ཕྱིས་སྟོན་དགོཔ་ཨིན།

གནས་སྐབས་བཀོད་ལུགས།

- གནས་སྐབས་བཀོད་མི་གིས་ ཚེས་ཚན་དང་འཁྲིལ་ཏེ་ ཇི་བ་རེ་རེ་བཞེན་གྱི་སྐྱགས་ཚུ་ མྱོག་རིག་ནང་བཀོད་དགོ།
- འཛིལ་བ་རེ་བད་འབྲུག་པ་ཅིན་ དབྱེ་ཞིབ་གཙོ་འཛིན་དང་གཅིག་ཁར་ མོས་བསྐྱུན་ཐོག་ སྐྱར་བཙུག་འབད་ཞིན་མ་ལས་ སྐྱར་བཙུག་ཡོད་པའི་སྐྱགས་ཚུ་ ལོག་དག་བཙུག་འབད་དེ་ བཀོད་དགོ།
- གནས་སྐབས་བཀོད་མི་གིས་ ད་རུང་ཡང་ སྐྱགས་ཐོ་སྐྱོག་རིག་ནང་ བཅུགས་ཡོད་མི་དང་ སྐྱགས་བཀོད་འབྲི་ཤོག་ནང་ བཀོད་ཡོད་མི་གཉིས་ མཉམ་འབྲེལ་འབད་དེ་ མཐའ་མཇུག་གི་བདེན་དབྱེ་ འབད་དགོ།
- མཐའ་མཇུག་གི་བདེན་དབྱེ་ འབད་ཚར་མི་ལན་ཤོག་ཚུ་ ལན་ཤོག་འཛིན་སྟོང་པ་ལུ་ ཕྱིས་སྟོན་འབད་མ་ཨིན། ལན་ཤོག་འཛིན་སྟོང་པ་གིས་ ལན་ཤོག་ཚུ་ སྟོབ་གྲ་དང་ ཚེས་ཚན་ཁག་སོ་སོ་འབད་ ཁ་དབྱེ་མི་འདི་ བམ་ཚན་བཟོ་སྟེ་ སྐྱམ་རྒྱུ་བཞེན་མ་ལས་ ཁ་བྱང་ཁ་གསལ་འབད་ བཏགས་དགོཔ་ཨིན།

སྤྱི་ལོ་ ༢༠༡༤ ལོའི་ ལན་ཤོག་དབྱེ་ཞིབ་ཀྱི་ ལཱ་ཚུ་སྐབས་མ་བདེམ་ ག་ནི་ཡང་མེད་པར་ ལེགས་ཤོམ་འགྲོ་ཡི། དེ་མ་ཚད་ འབྲུག་གི་སྟོབ་གྲའི་ཚེས་རྒྱུགས་དང་ བཏག་ཞིབ་ཚོགས་སྟེ་གིས་ ལམ་ལུགས་གསར་པ་གཉིས་ གཞི་བཅུགས་འབད་ཡོད་པ་ཨིན། དེ་ཡང་

- ཇི་ཤོག་གི་ ཕྱི་ཤོག་གུ་ ཐིག་ཡིག་(Bar code)གཞི་བཅུགས་འབད་ཡི།
- ལན་ཤོག་ བསྐྱར་ཞིབ་འབད་བའི་སྐབས་ སྐབས་བདེ་རྟོག་རྟོ་འོང་ནིའི་དོན་ལུ་ དབྱེ་ཞིབ་འབད་ཚར་བའི་ ལན་ཤོག་གར་ མྱོག་རིག་ཐོག་ པར་ལོག་རྒྱུ་བཞེན་ནི་ གཞི་བཅུགས་འབད་ཡི།

ལྷན་འབྲེལ་གསལ་བསྐྱེད་ལཱ།

ཡིག་ཚེ་སྐྱོག་རིམ་ལྟར་ བསྐྱེད་ཚར་ཞིན་མ་ལས་ སྤྱི་ཚེས་ ༢༤/༠༡/༢༠༡༧ ལུ་ འབྲུག་འབྲིང་རིམ་གོང་མའི་ ཤེས་ཡོན་ལག་ཁྲེར་ (XII)པ་དང་ ལྷན་ཡིག་དང་ལམ་སོལ་སྟོབ་སྟོང་གི་ ལག་ཁྲེར་ཚེས་རྒྱུགས་(XII)པ་གཉིས་ཀྱི་ ལྷན་འབྲེལ་གྱི་ གནས་ཚུལ་གསལ་བཏོན་འབད་ཡི།

PUPIL PERFORMANCE REPORT

**BHUTAN CERTIFICATE OF
SECONDARY EDUCATION
2016 EXAMINATION**

BCSE *2016*

CHAPTER 4: BHUTAN CERTIFICATE OF SECONDARY EDUCATION 2016 EXAMINATION

4.1 OVERALL INFORMATION

All candidates registered for the BCSE examination did not appear the examination as they withdrew due to medical or other genuine problems. The pass percentage is therefore worked out on the number of candidates that actually appeared the examination. Registration is categorized as follows:

Regular (REG) Candidates appearing the examination with regular class attendance.

Private (PVT) Candidates with PCNA (Pass Certificate not Awarded) in the previous examination and appearing examination in the following year.

Supplementary (SUP) Candidates with PCA (Pass Certificate Awarded) in the previous examination and appearing the examination again for improvement.

TYPE	ENTERED			APPEARED			PASS			FAIL			PASS %		
	T	M	F	T	M	F	T	M	F	T	M	F	T	M	F
REG	11731	5636	6095	11587	5565	6022	11100	5347	5753	487	218	269	95.80	96.08	95.53
PVT	74	31	43	71	31	40	67	29	38	4	2	2	94.37	93.55	95.00
SUP	376	181	195	333	154	179	314	140	174	19	14	5	94.29	90.91	97.21
TOTAL	12181	5848	6333	11991	5750	6241	11481	5516	5965	510	234	276	95.75	95.93	95.58

Out of the total of 12181 candidates registered for the BCSE examination, 11991 candidates appeared the examination. The pass percentage of the appeared candidates is 95.75%.

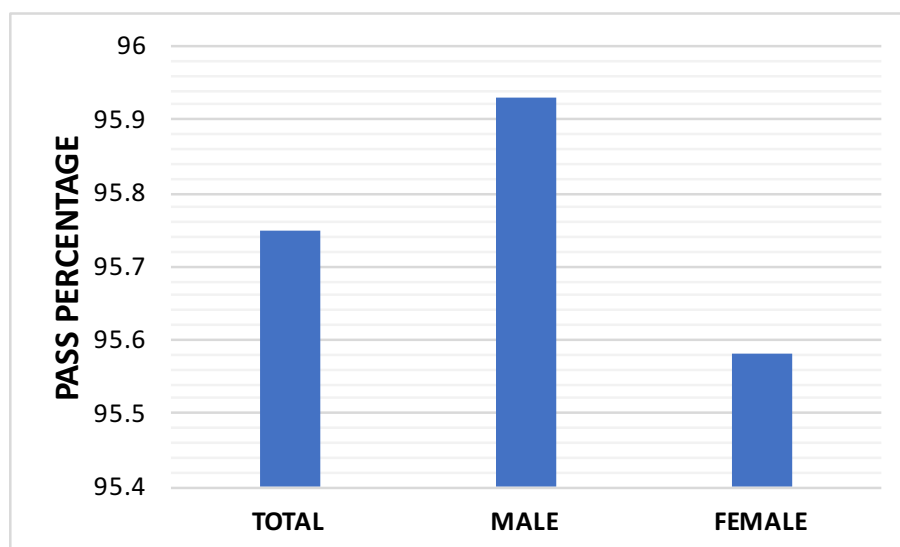


Figure 1 Pass percentages

Of the 11991 candidates, 95.93% of boys and 95.58% of girls passed the examination.

4.2 NATIONAL SUBJECT-WISE PERFORMANCE

SUBJECT	PASS %			MEAN			STDEV		
	T	M	F	T	M	F	T	M	F
English	99.86	99.79	99.92	54.16	53.67	54.61	8.27	8.10	8.40
Dzongkha	99.94	99.90	99.98	66.69	65.47	67.81	9.23	9.85	8.46
Economics	98.41	98.68	98.20	61.03	62.00	60.29	13.81	13.45	14.03
Mathematics	94.33	94.21	94.44	53.49	54.75	52.32	14.65	15.33	13.88
History Civics & Geography	98.63	98.96	98.33	59.24	60.69	57.90	12.52	12.24	12.63
Science	88.87	88.73	89.01	49.44	50.20	48.74	14.50	15.07	13.92
Computer Applications	99.94	99.96	99.92	76.23	76.35	76.10	10.28	10.28	10.29
Environmental Science	98.74	99.24	98.32	63.22	64.07	62.49	13.88	13.52	14.15

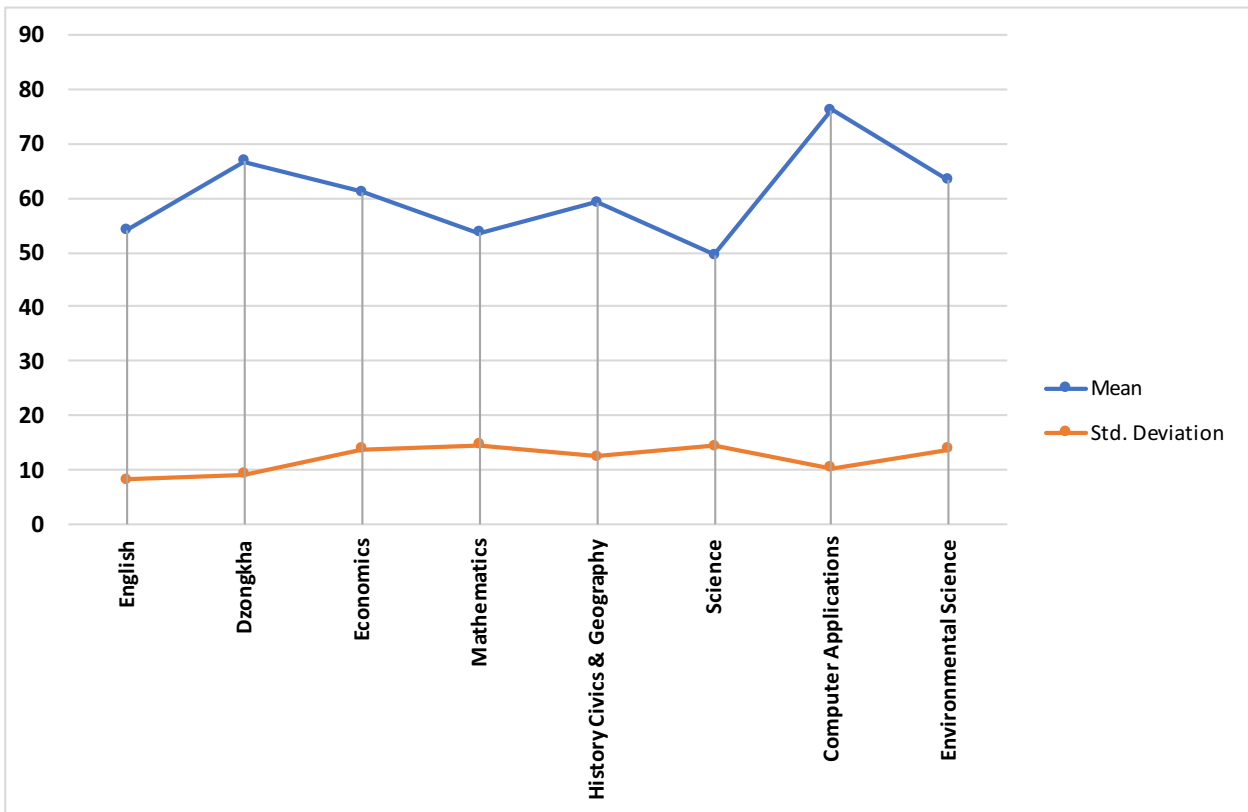


Figure 2 Subject-wise mean and standard deviation

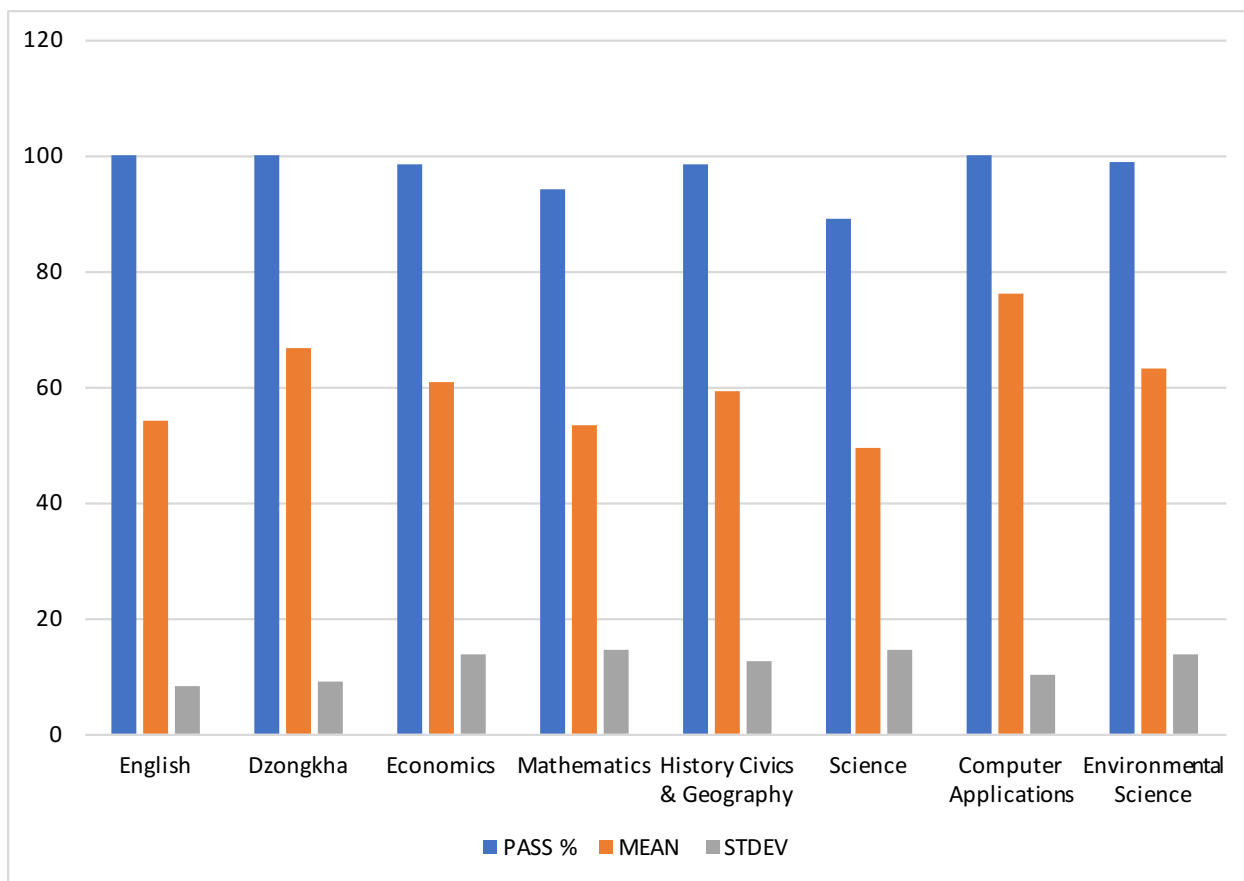


Figure 3 Subject-wise pass percentages, mean and standard deviations

The National mean in all the subjects have increased except for Computer Application in which the mean has come down from 77.45 to 76.26 as compared to 2015. The mean for Environmental Science is 63.22 which is a newly introduced subject. Subjects like Computer Applications, Dzongkha and Environmental Science have higher mean scores of 76.26, 66.74, and 63.22 with the standard deviation of 10.28, 9.23 and 13.88 respectively as compared to 2015.

Note: SD (Standard Deviation) tells us how much scores are moving away from the mean. Lesser the SD more consistent are the scores.

4.3 NATIONAL PAPER-WISE PERFORMANCE (WITH CA AND WITHOUT CA)

PAPER	WITHOUT CA		WITH CA	
	PASS	MEAN	PASS	MEAN
English I	93.97	36.91	99.93	55.56
English II	73.94	33.82	96.86	52.51
Dzongkha I	98.76	50.07	99.87	68.92
Dzongkha II	75.29	32.27	97.71	51.17
Economics	85.27	42.31	98.41	61.03
Mathematics	70.99	45.68	94.33	53.49
History	79.94	38.80	96.36	57.47
Geography	88.20	42.09	98.26	60.75

PAPER	WITHOUT CA		WITH CA	
	Mean	Pass %	Mean	Pass %
Physics	57.09	32.21	87.78	50.85
Chemistry	39.64	26.57	68.50	45.25
Biology	58.96	33.25	89.08	51.90
Computer Applications	98.83	57.21	99.94	76.26
Environmental Science	90.49	57.05	98.74	63.22

The pass percentage have increased in all the subjects with the addition of continuous assessment marks. However, the increase is not uniform. The increase in pass percentage ranges from, as low as 1.11% as seen in computer applications, to as high as 30% as seen in Physics.

Pass percentage as well as mean marks have increased considerably in almost all the subject with the addition of continuous assessment marks.

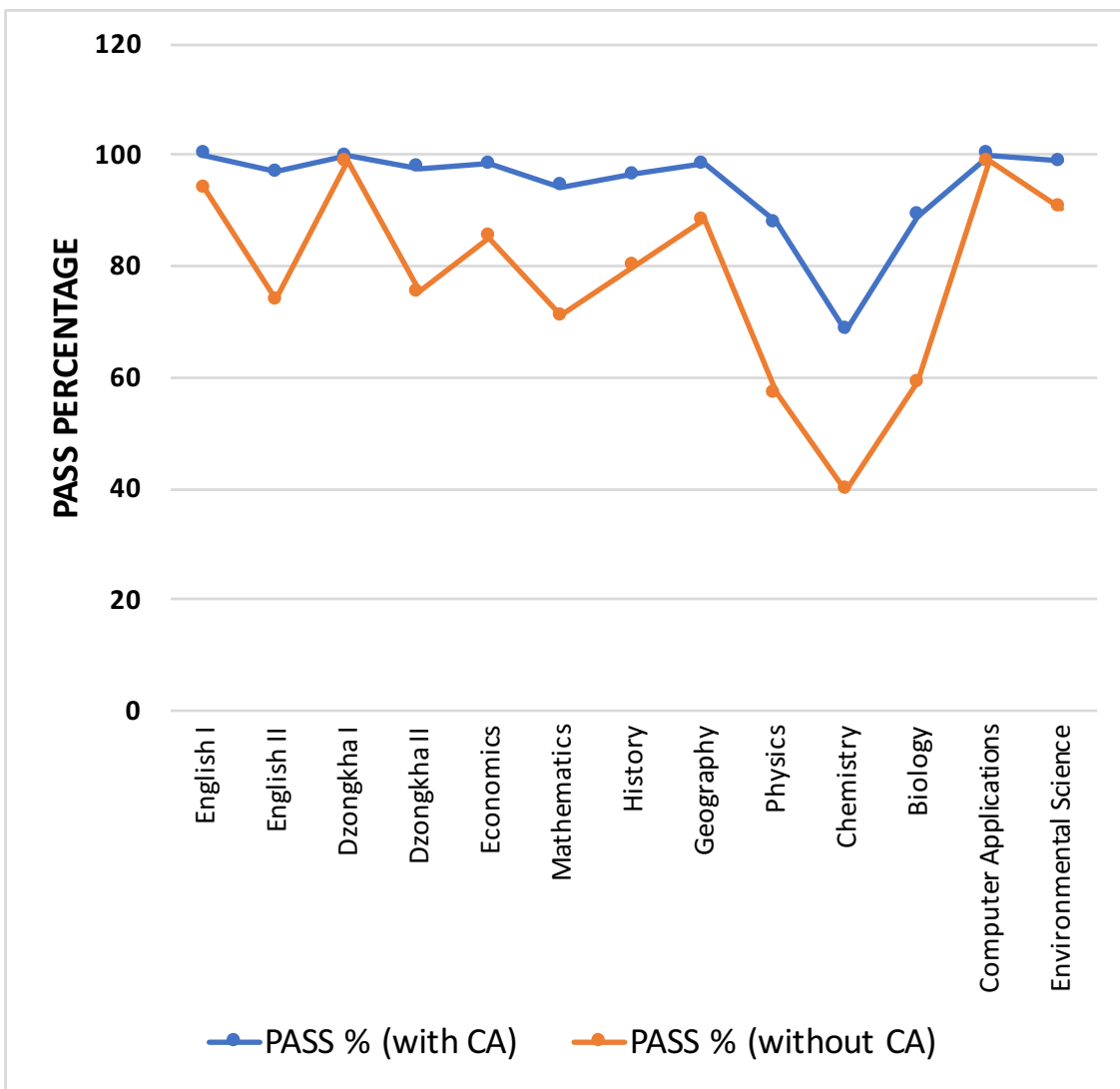


Figure 4 Subject-wise pass percentage with and without CA

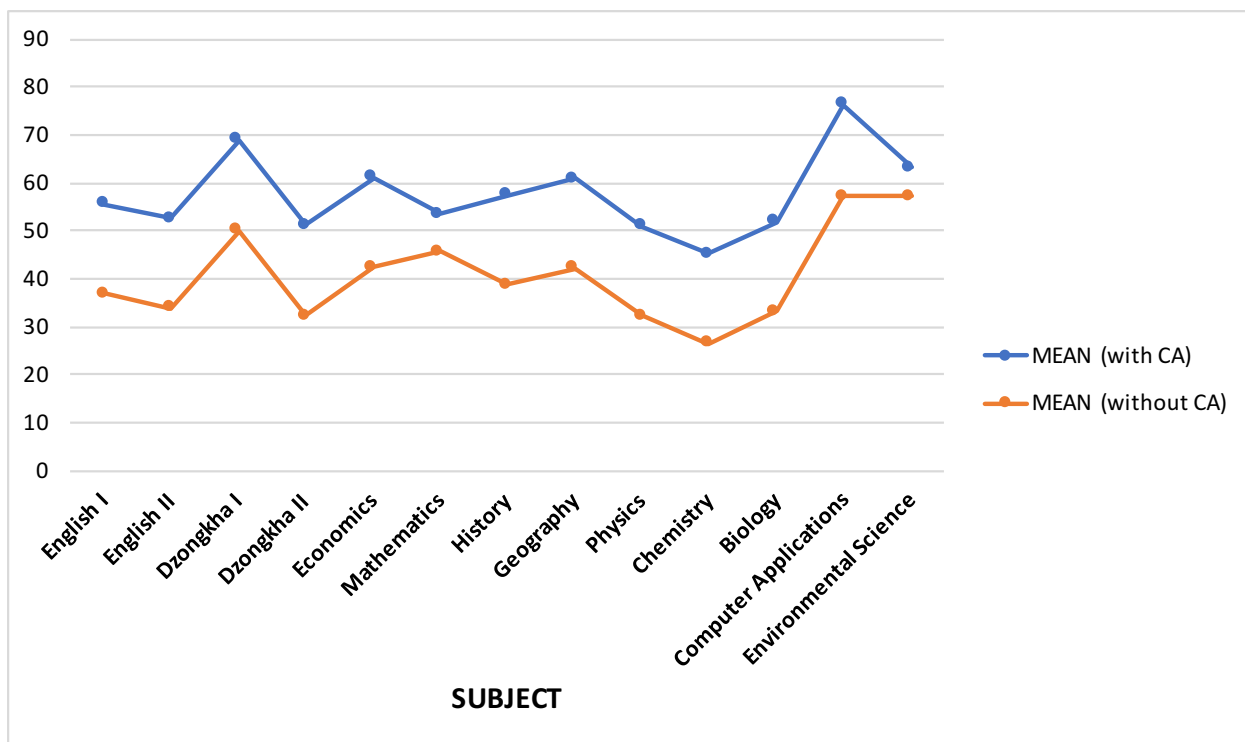


Figure 5 Subject-wise pass percentages with and without continuous assessment

4.4 NATIONAL SUBJECT-WISE MARK RANGE

SUBJECT	0-34	35-50	51-60	61-70	71-80	81-100
English	0.14	35.78	42.30	18.17	3.34	0.28
Dzongkha	0.06	4.49	19.63	39.69	30.34	5.81
Economics	1.59	22.97	24.78	22.95	18.82	8.89
Mathematics	5.67	42.74	22.95	14.59	8.43	5.61
History Civics & Geography	1.37	24.35	28.75	25.84	14.96	4.74
Science	11.13	48.71	17.31	12.32	7.28	3.25
Computer Applications	0.06	1.83	5.56	17.83	36.24	38.48
Environmental Science	1.26	19.47	21.13	25.50	21.28	11.37

The performance in Computer Applications is good with the maximum candidates scoring in 81-100 range. Scores of most candidates are concentrated in 35-60 range in all other subjects.

4.5 PERFORMANCE BY SCORE IN ENGLISH AND FOUR BEST SUBJECTS

Candidates' entry into higher secondary level is determined by their performance in English and four best subjects. The table below represents the performance of candidates by score range in English and four best subjects.

RANGE	TOTAL CANDIDATES	PERCENTAGE
0-34	12	0.10

RANGE	TOTAL CANDIDATES	PERCENTAGE
35-50	1673	13.95
51-60	4182	34.88
61-70	3944	32.89
71-80	1813	15.12
81-100	367	3.06
TOTAL	11991	100.00

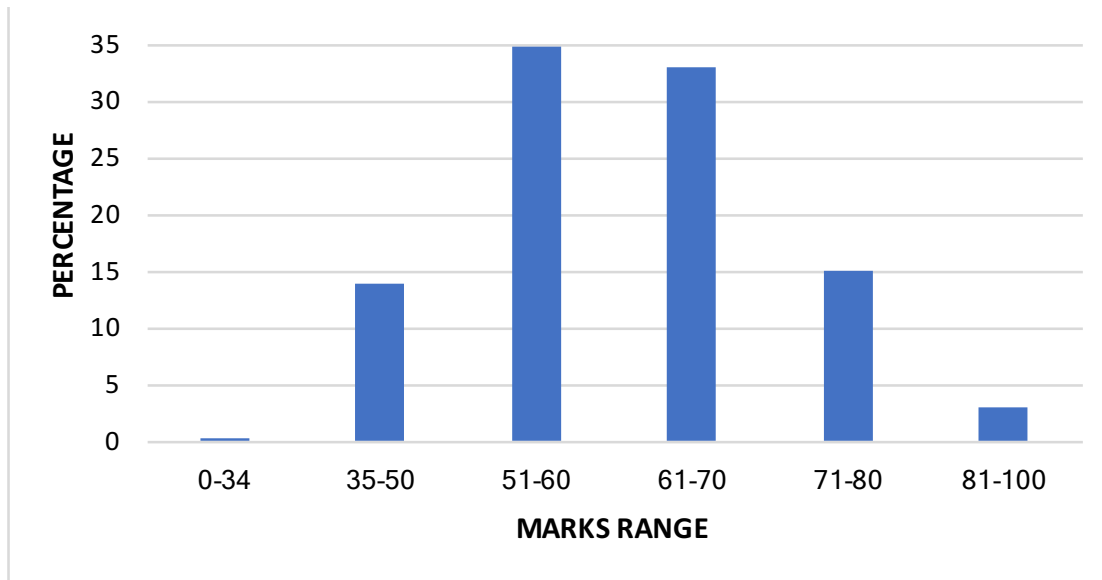


Figure 6 English plus best four subject mark range

‘RANGE’ reflects the mark range of the number of candidates (N) where 4182 candidates out of 11991 scored in the range of 51-60.

4.6 CANDIDATES QUALIFYING FOR HIGHER SECONDARY LEVEL IN GOVERNMENT SCHOOLS

Candidates’ admission into higher secondary education in government schools is determined by the aggregate of English and four best scored subjects. The entry cut off point is worked out on the availability of seats in the government schools by MOE. The cut off point for qualifying to government schools was 61% in 2016. The table below shows the percentage of candidates who qualified to government schools.

SCHOOL	TOTAL CANDIDATES	QUALIFIED	QUALIFIED %
Chumey Middle Secondary School	57	30	52.63
Jakar Higher Secondary School	123	77	62.60
Tang Central School	48	25	52.08
Ura Central School	40	19	47.50
Chapcha Middle Secondary School	95	38	40.00
Chukha Central School	191	79	41.36
Chumigthang Middle Secondary School	92	22	23.91

SCHOOL	TOTAL CANDIDATES	QUALIFIED	QUALIFIED %
Darla Middle Secondary School	89	46	51.69
Gedu Higher Secondary School	51	26	50.98
Kamji Middle Secondary School	110	26	23.64
Pakshikha Central School	181	80	44.20
Phuentsholing Higher Secondary School	171	73	42.69
Phuentsholing Middle Secondary School	69	34	49.28
Sonamgang Middle Secondary School	95	44	46.32
Wangchuk Middle Secondary School	64	26	40.63
Daga Higher Secondary School	113	50	44.25
Dagapela Middle Secondary School	71	39	54.93
Drujeygang Higher Secondary School	179	92	51.40
Gesarling Central School	90	44	48.89
Lhamoyzingkha Middle Secondary School	57	34	59.65
Bjishong Central School	60	34	56.67
Chungdu Central School	42	25	59.52
Gongzim Ugyen Dorji Central School	197	95	48.22
Autsho Central School	55	17	30.91
Lhuntse Higher Secondary School	88	58	65.91
Minjey Middle Secondary School	23	12	52.17
Tangmachu Central School	127	63	49.61
Chaskhar Central School	22	10	45.45
Drametse Central School	39	28	71.79
Gyelpozhing Central School	191	101	52.88
Kidheykhar Middle Secondary School	42	31	73.81
Mongar Higher Secondary School	183	113	61.75
Yadi Higher Secondary School	125	91	72.80
Bitekha Middle Secondary School	89	21	23.60
Drukgyel Central School	145	73	50.34
Khangkhu Middle Secondary School	96	66	68.75
Lango Middle Secondary School	71	24	33.80
Shaba Middle Secondary School	116	52	44.83
Shari Higher Secondary School	109	50	45.87
Utpal Higher Secondary School	27	7	25.93
Wanakha Central School	32	14	43.75
Nangkor Central School	69	50	72.46
Nganglam Higher Secondary School	153	84	54.90
Pema Gatshel Middle Secondary School	89	43	48.31



SCHOOL	TOTAL CANDIDATES	QUALIFIED	QUALIFIED %
Yelchen Central School	81	37	45.68
Yurung Central School	95	40	42.11
Dashiding Higher Secondary School	100	52	52.00
Dechentsemo Central School	63	28	44.44
Kabesa Middle Secondary School	43	30	69.77
Khuruthang Middle Secondary School	60	29	48.33
Punakha Central School	70	42	60.00
Tashidingkha Middle Secondary School	140	71	50.71
Ugyen Academy Higher Secondary School	76	65	85.53
Garpawong Middle Secondary School	69	25	36.23
Gomdar Central School	74	42	56.76
Jomotshangkha Middle Secondary School	44	31	70.45
Karmaling Higher Secondary School	22	7	31.82
Martshalla Middle Secondary School	88	56	63.64
Minjiwoong Central School	105	49	46.67
Orong Higher Secondary School	108	41	37.96
Phunthothang Middle Secondary School	65	38	58.46
Samdrup Jongkhar Middle Secondary School	86	48	55.81
Dorokha Central School	195	53	27.18
Gomtu Middle Secondary School	117	47	40.17
Peljorling Higher Secondary School	133	58	43.61
Samtse Higher Secondary School	225	82	36.44
Tendruk Central School	172	64	37.21
Yoeseltse Middle Secondary School	95	27	28.42
Gelephu Higher Secondary School	236	124	52.54
Norbuling Central School	209	102	48.80
Pelrithang Middle Secondary School	108	49	45.37
Sarpang Central School	225	126	56.00
Babesa Middle Secondary School	132	48	36.36
Changangkha Middle Secondary School	117	68	58.12
Dechhenchoeling Higher Secondary School	147	73	49.66
Dr.Tobgyel School	21	15	71.43
Druk School	21	11	52.38
Khasadrapchu Middle Secondary School	78	46	58.97
Kuzuchen Middle Secondary School	18	10	55.56
Loseling Middle Secondary School	138	76	55.07
Lungtenzampa Middle Secondary School	399	197	49.37

SCHOOL	TOTAL CANDIDATES	QUALIFIED	QUALIFIED %
Motithang Higher Secondary School	298	145	48.66
Pelkhil Higher Secondary School	35	12	34.29
Wangbama Central School	78	35	44.87
Yangchenphug Higher Secondary School	287	166	57.84
Zhilukha Middle Secondary School	77	37	48.05
Bartsham Central School	104	54	51.92
Dungtse Central School	132	72	54.55
Gongthung Middle Secondary School	56	35	62.50
Jampeling Higher Secondary School	62	34	54.84
Jigme Sherubling Central School	118	70	59.32
Radhi Middle Secondary School	25	17	68.00
Ranjung Central School	158	110	69.62
Thrimshing Central School	80	65	81.25
Trashigang Middle Secondary School	38	15	39.47
Trashitse Higher Secondary School	110	47	42.73
Udzorong Central School	46	13	28.26
Bayling Central School	116	65	56.03
Ramjar Middle Secondary School	109	54	49.54
Tsenkarla Central School	132	63	47.73
Samcholing Middle Secondary School	101	44	43.56
Sherubling Central School	73	39	53.42
Taktse Higher Secondary School	41	16	39.02
Tshangkha Central School	25	22	88.00
Damphu Central School	277	143	51.62
Mendregang Central School	132	64	48.48
Bajothing Higher Secondary School	233	93	39.91
Gaselo Central School	122	56	45.90
Phobjikha Central School	68	34	50.00
Samtengang Central School	140	55	39.29
Buli Central School	72	46	63.89
Sonamthang Central School	92	36	39.13
Yebilaptsa Middle Secondary School	98	39	39.80
Zhemgang Central School	105	55	52.38

Tshangkha CS, Ugyen Academy and Thrimshimng CS had more number of their students qualifying for higher secondary education in government schools. This is based on the number of students appearing from these centres. Their qualifying percentage were 88%, 85.53% and 81.25% respectively.

4.7 DZONGKHAG WISE PERFORMANCE

SUBJECT WISE PASS PERCENTAGE

DZONGKHAG	ENG	DZO	ECO	MAT	HCG	SCI	COMP	ES
Bumthang	100.00	100.00	98.57	96.64	99.25	93.28	100.00	100.00
Chhukha	100.00	99.83	97.55	89.98	98.43	84.02	99.65	98.00
Dagana	100.00	100.00	99.48	94.51	98.24	91.18	100.00	98.57
Gasa	100.00	100.00	100.00	100.00	100.00	98.33	100.00	100.00
Haa	100.00	100.00	98.86	96.65	99.16	87.87	100.00	100.00
Lhuntse	99.66	100.00	97.73	94.20	95.90	89.08	100.00	96.77
Mongar	99.83	100.00	99.51	97.18	99.67	90.86	100.00	100.00
Paro	99.85	100.00	98.85	95.33	99.27	89.20	100.00	100.00
Pemagatshel	100.00	100.00	98.53	95.28	98.56	92.81	100.00	100.00
Punakha	100.00	100.00	100.00	94.38	99.09	89.13	100.00	98.67
Samdrup Jongkhar	100.00	100.00	98.36	95.61	98.49	90.47	100.00	97.04
Samtse	99.79	99.79	97.35	90.72	97.23	82.60	100.00	95.83
Sarpang	99.87	100.00	99.58	95.50	98.97	88.95	100.00	100.00
Thimphu	99.78	99.84	98.05	94.58	98.81	87.49	100.00	98.94
Trashigang	100.00	100.00	99.11	97.42	99.03	94.40	100.00	100.00
Trashiyangtse	100.00	100.00	96.00	92.72	99.44	91.04	99.37	100.00
Trongsa	100.00	100.00	100.00	93.33	98.75	90.42	100.00	100.00
Tsirang	100.00	100.00	100.00	95.11	99.51	92.18	100.00	96.67
Wangdue Phodrang	99.29	100.00	96.33	93.61	97.87	86.50	100.00	99.12
Zhemgang	99.18	100.00	100.00	94.28	98.09	90.74	100.00	100.00

Gasa is the only dzongkhag with 100% pass percentage in all the subjects except in Science.

SUBJECT WISE MEAN

DZONGKHAG	ENG	DZO	ECO	MAT	HCG	SCI	COMP	ES
Bumthang	54.95	68.63	63.21	53.76	62.40	50.68	77.17	69.39
Chhukha	54.06	64.20	60.36	51.42	57.25	47.14	71.78	60.84
Dagana	53.24	66.53	61.72	52.09	58.78	49.86	77.65	62.20
Gasa	54.82	69.95	69.22	55.83	63.40	50.53	78.29	68.60
Haa	53.12	68.00	57.51	54.40	59.11	47.08	79.84	68.04
Lhuntse	50.40	69.93	62.49	54.15	58.03	50.34	75.53	60.45
Mongar	55.08	72.35	67.18	55.24	60.86	50.10	76.89	67.58
Paro	55.48	65.95	61.58	53.06	58.34	49.36	75.57	61.88
Pemagatshel	53.37	71.42	58.79	53.21	58.79	49.04	74.95	62.15
Punakha	55.22	66.84	65.72	54.75	61.38	49.88	75.73	66.91

DZONGKHAG	ENG	DZO	ECO	MAT	HCG	SCI	COMP	ES
Samdrup Jongkhar	53.18	71.00	61.63	54.55	58.74	50.18	77.35	62.36
Samtse	52.69	60.64	59.11	50.33	55.59	47.04	74.24	58.39
Sarpang	55.30	62.96	62.01	54.57	60.04	49.44	77.08	63.36
Thimphu	56.61	63.60	59.87	55.41	60.85	50.80	80.15	62.85
Trashigang	53.33	72.07	61.57	55.01	59.77	51.22	78.37	63.70
Trashiyangtse	52.83	70.41	57.75	53.53	58.69	50.13	74.14	63.40
Trongsa	52.82	70.43	66.23	50.11	59.68	50.05	73.23	64.23
Tsirang	54.61	64.39	63.46	51.36	62.70	49.87	79.09	63.48
Wangdue Phodrang	52.34	67.00	58.30	53.41	58.69	47.72	74.98	65.24
Zhemgang	51.50	70.37	59.22	51.89	57.11	49.69	74.55	62.92

Subjects like Environmental Science, Computer Applications and Dzongkha had higher mean scores.

SUBJECT WISE STANDARD DEVIATION

DZONGKHAG	ENG	DZO	ECO	MAT	HCG	SCI	COMP	ES
Bumthang	8.63	7.51	13.83	14.29	12.10	14.24	9.57	9.57
Chhukha	8.00	9.33	15.18	15.18	12.53	13.91	12.00	12.00
Dagana	7.88	8.21	13.65	13.85	12.00	13.74	7.67	7.67
Gasa	6.51	5.66	11.48	14.14	11.89	13.56	7.18	7.18
Haa	7.59	9.20	12.58	14.21	11.95	13.44	8.02	8.02
Lhuntse	7.25	7.30	14.35	14.61	12.83	14.36	10.43	10.43
Mongar	7.92	7.39	14.00	14.22	11.67	14.39	8.36	8.36
Paro	8.30	8.36	12.70	14.37	11.47	14.59	10.28	10.28
Pemagatshel	7.42	7.15	13.25	13.76	12.20	12.85	9.87	9.87
Punakha	8.39	8.56	13.45	14.62	12.30	14.28	9.76	9.76
Samdrup Jongkhar	7.61	8.69	13.58	14.98	12.91	14.49	7.60	7.60
Samtse	8.36	8.92	13.63	14.64	12.53	14.44	11.96	11.96
Sarpang	7.97	8.95	12.93	15.23	12.10	14.80	9.30	9.30
Thimphu	9.25	9.27	13.53	15.01	13.22	15.72	9.96	9.96
Trashigang	7.45	7.29	12.99	13.77	11.73	14.07	8.20	8.20
Trashiyangtse	7.85	7.18	15.46	14.25	11.89	14.62	10.61	10.61
Trongsa	7.49	7.42	12.98	12.62	12.40	13.42	9.47	9.47
Tsirang	7.79	8.82	13.75	14.27	12.71	14.35	10.22	10.22
Wangdue Phodrang	7.90	8.58	13.98	15.16	12.79	14.51	10.55	10.55
Zhemgang	7.99	7.89	13.36	13.63	12.28	14.15	10.04	10.04

SD (Standard Deviation) tells us how much scores are moving away from the mean. Lower the SD, more consistent are the scores. SD for English, Dzongkha and Computer Applications are more consistent in almost all the Dzongkhags compared to other subjects.



4.8 SCHOOL WISE PERFORMANCE

The table below shows the number of candidates in each centre that appeared and passed the examination.

DZONGKHAG	SCHOOL	APPEARED			PASS			PASS%		
		T	M	F	T	M	F	T	M	F
Bumthang	Chumey Middle Secondary School	57	30	27	57	30	27	100.00	100.00	100.00
Bumthang	Jakar Higher Secondary School	123	50	73	120	49	71	97.56	98.00	97.26
Bumthang	Tang Central School	48	21	27	48	21	27	100.00	100.00	100.00
Bumthang	Ura Central School	40	26	14	39	25	14	97.50	96.15	100.00
Chhukha	Chapcha Middle Secondary School	95	48	47	91	47	44	95.79	97.92	93.62
Chhukha	Chukha Central School	191	84	107	177	81	96	92.67	96.43	89.72
Chhukha	Chumigthang Middle Secondary School	92	52	40	84	47	37	91.30	90.38	92.50
Chhukha	Darla Middle Secondary School	89	46	43	87	45	42	97.75	97.83	97.67
Chhukha	Gedu Higher Secondary School	51	21	30	50	20	30	98.04	95.24	100.00
Chhukha	Kamji Middle Secondary School	110	52	58	95	46	49	86.36	88.46	84.48
Chhukha	Pakshikha Central School	181	89	92	162	84	78	89.50	94.38	84.78
Chhukha	Phuentsholing Higher Secondary School	171	74	97	155	63	92	90.64	85.14	94.85
Chhukha	Phuentsholing Middle Secondary School	69	28	41	67	26	41	97.10	92.86	100.00
Chhukha	Sonamgang Middle Secondary School	95	37	58	85	32	53	89.47	86.49	91.38
Chhukha	Wangchuk Middle Secondary School	64	38	26	60	36	24	93.75	94.74	92.31
Dagana	Daga Higher Secondary School	113	53	60	112	52	60	99.12	98.11	100.00
Dagana	Dagapela Middle Secondary School	71	35	36	70	35	35	98.59	100.00	97.22
Dagana	Drukjegang Higher Secondary School	179	93	86	162	90	72	90.50	96.77	83.72
Dagana	Gesarling Central School	90	41	49	90	41	49	100.00	100.00	100.00
Dagana	Lhamoyzinkha Middle Secondary School	57	27	30	57	27	30	100.00	100.00	100.00

DZONGKHAG	SCHOOL	APPEARED			PASS			PASS%		
		T	M	F	T	M	F	T	M	F
Gasa	Bjishong Central School	60	29	31	60	29	31	100.00	100.00	100.00
Haa	Chungdu Central School	42	20	22	42	20	22	100.00	100.00	100.00
Haa	Gongzim Ugyen Dorji Central School	197	92	105	191	87	104	96.95	94.57	99.05
Lhuntse	Autsho Central School	55	24	31	49	23	26	89.09	95.83	83.87
Lhuntse	Lhuntse Higher Secondary School	88	48	40	86	48	38	97.73	100.00	95.00
Lhuntse	Minjey Middle Secondary School	23	13	10	23	13	10	100.00	100.00	100.00
Lhuntse	Tangmachu Central School	127	70	57	115	63	52	90.55	90.00	91.23
Mongar	Chaskhar Central School	22	14	8	22	14	8	100.00	100.00	100.00
Mongar	Drametse Central School	39	21	18	39	21	18	100.00	100.00	100.00
Mongar	Gyelpozhing Central School	191	89	102	184	89	95	96.34	100.00	93.14
Mongar	Kidheykhar Middle Secondary School	42	22	20	42	22	20	100.00	100.00	100.00
Mongar	Mongar Higher Secondary School	183	83	100	180	81	99	98.36	97.59	99.00
Mongar	Yadi Higher Secondary School	125	53	72	124	53	71	99.20	100.00	98.61
Paro	Bitekha Middle Secondary School	89	40	49	85	38	47	95.51	95.00	95.92
Paro	Drukgyel Central School	145	58	87	141	55	86	97.24	94.83	98.85
Paro	Khangkhu Middle Secondary School	96	52	44	95	52	43	98.96	100.00	97.73
Paro	Lango Middle Secondary School	71	24	47	70	23	47	98.59	95.83	100.00
Paro	Shaba Middle Secondary School	116	55	61	112	52	60	96.55	94.55	98.36
Paro	Shari Higher Secondary School	109	52	57	104	49	55	95.41	94.23	96.49
Paro	Utpal Higher Secondary School	27	11	16	27	11	16	100.00	100.00	100.00
Paro	Wanakha Central School	32	14	18	28	14	14	87.50	100.00	77.78
Pemagatshel	Nangkor Central School	69	36	33	67	35	32	97.10	97.22	96.97
Pemagatshel	Nganglam Higher Secondary School	153	85	68	150	84	66	98.04	98.82	97.06



DZONGKHAG	SCHOOL	APPEARED			PASS			PASS%		
		T	M	F	T	M	F	T	M	F
Pemagatshel	Pema Gatshel Middle Secondary School	89	38	51	87	37	50	97.75	97.37	98.04
Pemagatshel	Yelchen Central School	81	46	35	79	45	34	97.53	97.83	97.14
Pemagatshel	Yurung Central School	95	42	53	93	41	52	97.89	97.62	98.11
Punakha	Dashiding Higher Secondary School	100	47	53	94	46	48	94.00	97.87	90.57
Punakha	Dechentsemo Central School	63	23	40	59	21	38	93.65	91.30	95.00
Punakha	Kabesa Middle Seondary School	43	20	23	43	20	23	100.00	100.00	100.00
Punakha	Khuruthang Middle Secondary School	60	22	38	50	18	32	83.33	81.82	84.21
Punakha	Punakha Central School	70	25	45	70	25	45	100.00	100.00	100.00
Punakha	Tashidingkha Middle Secondary School	140	67	73	138	66	72	98.57	98.51	98.63
Punakha	Ugyen Academy Higher Secondary School	76	46	30	76	46	30	100.00	100.00	100.00
Samdrup Jongkhar	Garpawong Middle Secondary School	69	28	41	64	26	38	92.75	92.86	92.68
Samdrup Jongkhar	Gomdar Central School	74	37	37	74	37	37	100.00	100.00	100.00
Samdrup Jongkhar	Jomotshangkha Middle Secondary School	44	21	23	44	21	23	100.00	100.00	100.00
Samdrup Jongkhar	Karmaling Higher Secondary School	22	12	10	21	12	9	95.45	100.00	90.00
Samdrup Jongkhar	Martshalla Middle Secondary School	88	47	41	88	47	41	100.00	100.00	100.00
Samdrup Jongkhar	Minjiwoong Central School	105	43	62	101	43	58	96.19	100.00	93.55
Samdrup Jongkhar	Orong Higher Secondary School	108	45	63	98	41	57	90.74	91.11	90.48
Samdrup Jongkhar	Phuntshothang Middle Secondary School	65	42	23	58	40	18	89.23	95.24	78.26
Samdrup Jongkhar	Samdrup Jongkhar Middle Secondary School	86	40	46	85	39	46	98.84	97.50	100.00
Samtse	Dorokha Central School	195	111	84	177	103	74	90.77	92.79	88.10
Samtse	Gomtu Middle Secondary School	117	55	62	116	55	61	99.15	100.00	98.39
Samtse	Peljorling Higher Secondary School	133	62	71	129	62	67	96.99	100.00	94.37
Samtse	Samtse Higher Secondary School	225	107	118	209	96	113	92.89	89.72	95.76

DZONGKHAG	SCHOOL	APPEARED			PASS			PASS%		
		T	M	F	T	M	F	T	M	F
Samtse	Tendruk Central School	172	100	72	152	88	64	88.37	88.00	88.89
Samtse	Yoeseltse Middle Secondary School	95	45	50	79	38	41	83.16	84.44	82.00
Sarpang	Gelephu Higher Secondary School	236	109	127	229	104	125	97.03	95.41	98.43
Sarpang	Norbuling Central School	209	112	97	205	111	94	98.09	99.11	96.91
Sarpang	Pelrithang Middle Secondary School	108	53	55	97	46	51	89.81	86.79	92.73
Sarpang	Sarpang Central School	225	109	116	223	107	116	99.11	98.17	100.00
Thimphu	Babesa Middle Secondary School	132	73	59	123	67	56	93.18	91.78	94.92
Thimphu	Changangkha Middle Secondary School	117	57	60	114	57	57	97.44	100.00	95.00
Thimphu	Dechhenchoeling Higher Secondary School	147	66	81	144	66	78	97.96	100.00	96.30
Thimphu	Dr.Tobgyel School	21	13	8	21	13	8	100.00	100.00	100.00
Thimphu	Druk School	21	12	9	21	12	9	100.00	100.00	100.00
Thimphu	Khasadrapchu Middle Secondary School	78	28	50	76	27	49	97.44	96.43	98.00
Thimphu	Kuzuchen Middle Secondary School	18	11	7	17	11	6	94.44	100.00	85.71
Thimphu	Loseling Middle Secondary School	138	74	64	135	71	64	97.83	95.95	100.00
Thimphu	Lungtenzampa Middle Secondary School	399	174	225	368	152	216	92.23	87.36	96.00
Thimphu	Motithang Higher Secondary School	298	144	154	282	133	149	94.63	92.36	96.75
Thimphu	Pelkhil Higher Secondary School	35	18	17	33	17	16	94.29	94.44	94.12
Thimphu	Wangbama Central School	78	33	45	78	33	45	100.00	100.00	100.00
Thimphu	Yangchenphug Higher Secondary School	287	117	170	282	117	165	98.26	100.00	97.06
Thimphu	Zhilukha Middle Secondary School	77	37	40	75	36	39	97.40	97.30	97.50
Trashigang	Bartsham Central School	104	51	53	103	50	53	99.04	98.04	100.00
Trashigang	Dungtse Central School	132	77	55	130	76	54	98.48	98.70	98.18
Trashigang	Gongthung Middle Secondary School	56	25	31	55	25	30	98.21	100.00	96.77



DZONGKHAG	SCHOOL	APPEARED			PASS			PASS%		
		T	M	F	T	M	F	T	M	F
Trashigang	Jampeling Higher Secondary School	62	29	33	61	28	33	98.39	96.55	100.00
Trashigang	Jigme Sherubling Central School	118	60	58	113	57	56	95.76	95.00	96.55
Trashigang	Radhi Middle Secondary School	25	14	11	25	14	11	100.00	100.00	100.00
Trashigang	Ranjung Central School	158	72	86	158	72	86	100.00	100.00	100.00
Trashigang	Thrimshing Central School	80	45	35	80	45	35	100.00	100.00	100.00
Trashigang	Trashigang Middle Secondary School	38	18	20	37	18	19	97.37	100.00	95.00
Trashigang	Trashitse Higher Secondary School	110	42	68	106	41	65	96.36	97.62	95.59
Trashigang	Udzorong Central School	46	22	24	45	21	24	97.83	95.45	100.00
Trashiyangtse	Bayling Central School	116	58	58	107	54	53	92.24	93.10	91.38
Trashiyangtse	Ramjar Middle Seondary School	109	57	52	109	57	52	100.00	100.00	100.00
Trashiyangtse	Tsenkarla Central School	132	63	69	124	62	62	93.94	98.41	89.86
Trongsa	Samcholing Middle Secondary School	101	58	43	97	55	42	96.04	94.83	97.67
Trongsa	Sherubling Central School	73	28	45	70	28	42	95.89	100.00	93.33
Trongsa	Taktse Higher Secondary School	41	13	28	39	13	26	95.12	100.00	92.86
Trongsa	Tshangkha Central Chool	25	12	13	25	12	13	100.00	100.00	100.00
Tsirang	Damphu Central School	277	132	145	269	130	139	97.11	98.48	95.86
Tsirang	Mendregang Central School	132	66	66	129	65	64	97.73	98.48	96.97
Wangdue Phodrang	Bajothang Higher Secondary School	233	108	125	214	98	116	91.85	90.74	92.80
Wangdue Phodrang	Gaselo Central School	122	57	65	113	53	60	92.62	92.98	92.31
Wangdue Phodrang	Phobjikha Central School	68	30	38	68	30	38	100.00	100.00	100.00
Wangdue Phodrang	Samtengang Central School	140	63	77	139	63	76	99.29	100.00	98.70
Zhemgang	Buli Central School	72	37	35	71	36	35	98.61	97.30	100.00
Zhemgang	Sonamthang Central School	92	46	46	86	45	41	93.48	97.83	89.13

DZONGKHAG	SCHOOL	APPEARED			PASS			PASS%		
		T	M	F	T	M	F	T	M	F
Zhemgang	Yebilaptsa Middle Secondary School	98	53	45	96	51	45	97.96	96.23	100.00
Zhemgang	Zhemgang Central School	105	53	52	101	51	50	96.19	96.23	96.15

For BCSE 2016 Examination, 114 schools were registered out of which 26 schools achieved cent percent pass result.

4.9 SCHOOL WISE PERFORMANCE FOR SUBJECTS

Of the 114 higher and middle secondary schools registered for BCSE, most schools provided subject options between Computer Studies, Environmental science and Economics therefore, the number of candidates in these subjects varies. The table below shows school wise subject pass percentage (P) mean scores (M) and standard deviation (SD).

SCHOOL	ENG			DZO			ECO			MAT		
	P	M	SD	P	M	SD	P	M	SD	P	M	SD
Chumey MSS	100.00	53.54	8.39	100.00	66.98	7.96	100.00	61.74	10.37	96.49	55.44	13.97
Jakar HSS	100.00	57.43	11.35	100.00	67.46	10.90	100.00	67.86	14.31	95.93	53.76	15.83
Tang CS	100.00	54.77	6.55	100.00	73.79	6.34	92.31	52.92	11.74	100.00	51.79	13.51
Ura CS	100.00	49.55	10.93	100.00	68.35	13.02	100.00	60.50	36.47	95.00	53.75	17.42
Chapcha MSS	100.00	54.43	10.36	100.00	64.04	12.16	100.00	57.95	11.98	92.63	50.66	15.11
Chukha CS	100.00	54.06	12.43	100.00	65.47	14.33	95.00	58.57	20.68	94.76	51.02	16.23
Chumigthang MSS	100.00	52.34	8.73	98.91	56.47	12.30	88.89	59.50	13.56	89.13	49.78	14.64
Darla MSS	100.00	57.30	8.10	100.00	64.80	8.57	100.00	65.55	11.90	95.51	55.28	16.50
Gedu HSS	100.00	55.71	8.97	100.00	66.54	9.20	100.00	59.00		94.12	51.37	13.48
Kamji MSS	100.00	50.97	6.40	100.00	63.89	8.14	100.00	48.51	9.17	84.55	47.53	13.83
Pakshikha CS	100.00	51.75	8.17	100.00	65.62	9.02	97.92	71.48	17.40	88.40	51.02	15.25
Phuentsholing HSS	100.00	54.75	8.50	99.42	62.02	10.31	97.22	52.22	11.61	85.96	52.37	17.30



SCHOOL	ENG			DZO			ECO			MAT		
	P	M	SD	P	M	SD	P	M	SD	P	M	SD
Phuentsholing MSS	100.00	56.61	10.83	100.00	67.30	11.48	100.00	67.71	24.73	97.10	58.57	17.19
Sonamgang MSS	100.00	56.85	9.58	100.00	64.82	11.10	100.00	76.17	32.25	82.11	49.65	17.26
Wangchuk MSS	100.00	53.30	10.35	100.00	67.22	11.24	100.00	61.20	11.16	90.63	51.03	15.67
Daga HSS	100.00	52.50	11.52	100.00	66.87	14.17	100.00	64.16	20.54	96.46	49.81	13.96
Dagapela MSS	100.00	58.15	8.06	100.00	66.14	7.52	100.00	66.56	14.43	97.18	55.45	14.65
Drukjegang HSS	100.00	51.32	8.17	100.00	67.09	9.10	98.25	58.16	14.29	88.83	49.79	14.95
Gesarling CS	100.00	52.26	8.88	100.00	67.73	10.22	100.00	60.11	11.93	97.78	53.73	14.83
Lhamoyzingkha MSS	100.00	56.12	7.37	100.00	62.65	8.07	100.00	61.24	12.31	100.00	57.04	12.61
Bjishong CS	100.00	54.82	6.51	100.00	69.95	5.66	100.00	69.22	11.48	100.00	55.83	14.14
Chungdu CS	100.00	52.74	12.58	100.00	66.26	15.93	100.00	69.29	31.79	97.62	55.98	16.63
G. Ugyen Dorji CS	100.00	53.20	10.80	100.00	68.38	12.94	98.77	56.49	16.03	96.45	54.07	16.35
Autsho CS	98.18	47.40	11.39	100.00	70.22	14.84	100.00	60.50	13.40	92.73	47.76	15.91
Lhuntse HSS	100.00	52.42	9.18	100.00	68.14	10.82	100.00	66.31	18.19	100.00	65.02	14.83
Minjey MSS	100.00	51.74	7.07	100.00	72.57	4.57	100.00	65.30	13.38	100.00	57.39	11.28
Tangmachu CS	100.00	50.06	8.03	100.00	70.57	9.30	93.10	56.31	13.80	89.76	48.79	12.66
Chaskhar CS	100.00	50.64	5.30	100.00	71.68	4.27				100.00	52.73	8.84
Drametse CS	100.00	54.08	13.37	100.00	74.31	16.96	100.00	66.05	18.40	100.00	60.41	17.42
Gyelpozhing CS	99.48	53.80	12.20	100.00	71.36	14.16	98.31	58.73	15.65	94.76	51.36	16.59
Kidheykhar MSS	100.00	55.05	7.77	100.00	73.52	5.68	100.00	72.10	13.33	97.62	55.98	14.43
Mongar HSS	100.00	56.89	8.34	100.00	70.08	8.19	100.00	71.05	13.13	98.36	56.42	13.98
Yadi HSS	100.00	55.48	8.81	100.00	76.30	9.29	100.00	71.54	10.57	97.60	58.05	15.51
Bitekha MSS	100.00	51.37	7.85	100.00	66.65	9.56	100.00	56.33	10.83	93.26	47.76	12.24
Drukgyel CS	99.31	57.39	10.53	100.00	65.65	9.80	100.00	64.00	10.75	98.62	58.26	16.34

SCHOOL	ENG			DZO			ECO			MAT		
	P	M	SD	P	M	SD	P	M	SD	P	M	SD
Khangkhu MSS	100.00	59.77	8.91	100.00	68.09	8.30	100.00	67.09	12.16	96.88	58.75	14.77
Lango MSS	100.00	53.31	6.86	100.00	64.61	9.09	96.67	60.27	14.32	98.59	50.68	11.94
Shaba MSS	100.00	55.69	10.04	100.00	63.74	10.82	97.06	58.50	11.47	94.83	51.50	15.15
Shari HSS	100.00	56.13	9.46	100.00	66.06	10.66	100.00	58.23	13.48	90.83	50.17	14.42
Utpal HSS	100.00	51.78	11.67	100.00	62.11	13.80	100.00	58.22	17.17	92.59	48.56	13.54
Wanakha CS	100.00	50.41	14.16	100.00	72.72	18.41	95.24	63.76	21.07	93.75	51.75	19.88
Nangkor CS	100.00	54.58	11.59	100.00	72.28	14.01	100.00	67.00	47.38	95.65	57.88	17.81
Nganglam HSS	100.00	52.67	14.00	100.00	71.82	17.50	100.00	57.66	21.16	93.46	50.37	17.36
Pema Gatshel MSS	100.00	55.73	9.63	100.00	70.15	10.20	100.00	63.44	13.58	94.38	52.47	14.92
Yelchen CS	100.00	53.72	6.04	100.00	70.77	5.87	97.96	56.78	12.37	98.77	55.14	12.57
Yurung CS	100.00	51.12	8.10	100.00	71.89	9.84	95.65	59.52	18.82	95.79	53.44	13.53
Dashiding HSS	100.00	55.89	9.58	100.00	62.72	11.31	100.00	68.45	14.56	93.00	51.60	14.62
Dechentsemo CS	100.00	52.19	11.41	100.00	66.32	13.77	100.00	58.05	15.81	98.41	58.22	16.77
Kabesa MSS	100.00	56.42	12.14	100.00	74.19	12.34	100.00	70.43	11.39	100.00	58.00	16.29
Khuruthang MSS	100.00	52.72	12.46	100.00	64.23	13.92	100.00	66.78	13.79	80.00	46.40	16.51
Punakha CS	100.00	56.14	11.99	100.00	65.83	13.87	100.00	66.88	15.65	97.14	57.23	14.74
Tashidingkha MSS	100.00	51.93	11.10	100.00	70.94	13.61	100.00	65.95	12.29	93.57	50.21	15.66
Ugyen Academy HSS	100.00	63.39	12.07	100.00	63.93	9.74				100.00	66.84	16.37
Garpawong MSS	100.00	53.70	11.79	100.00	66.86	13.27	95.83	57.92	12.60	91.30	51.16	16.75
Gomdar CS	100.00	48.49	5.99	100.00	73.53	6.10	100.00	66.08	12.07	98.65	59.88	14.49
Jomotshangkha MSS	100.00	55.02	9.71	100.00	68.39	13.08	100.00	67.00	4.18	100.00	61.02	16.32
Karmaling HSS	100.00	54.91	13.09	100.00	66.73	16.05				95.45	49.45	17.58
Martshalla MSS	100.00	55.07	6.62	100.00	79.28	6.57	100.00	69.03	9.19	100.00	58.86	15.22



SCHOOL	ENG			DZO			ECO			MAT		
	P	M	SD	P	M	SD	P	M	SD	P	M	SD
Minjiwoong CS	100.00	50.94	10.21	100.00	72.29	12.51	97.53	58.02	15.81	97.14	53.34	16.29
Orong HSS	100.00	51.39	11.57	100.00	70.44	14.86	100.00	54.50	21.49	91.67	45.47	12.92
Phuntshothang MSS	100.00	56.02	11.60	100.00	66.75	13.14	96.88	59.59	18.71	89.23	54.34	17.37
Samdrup Jongkhar MSS	100.00	56.34	7.59	100.00	68.49	8.76	100.00	64.24	16.07	97.67	59.27	14.49
Dorokha CS	100.00	50.85	12.66	100.00	63.61	15.46	96.43	57.40	16.52	90.26	47.43	15.97
Gomtu MSS	100.00	55.07	10.15	100.00	59.79	10.02	100.00	63.88	18.56	99.15	55.19	14.14
Peljorling HSS	100.00	53.28	8.14	100.00	60.03	7.55	97.92	59.75	13.19	93.98	50.73	14.37
Samtse HSS	99.11	55.09	13.14	100.00	59.83	13.39	97.80	58.63	17.90	91.11	51.16	17.54
Tendruk CS	100.00	50.92	11.21	98.84	59.40	14.01	100.00	68.18	17.55	91.86	52.50	17.59
Yoeseltse MSS	100.00	50.17	7.14	100.00	60.62	8.32	93.75	53.88	11.17	73.68	43.91	13.39
Gelephu HSS	99.58	56.07	8.91	100.00	63.29	9.72	100.00	58.95	13.41	96.19	56.13	15.65
Norbuling CS	100.00	53.23	12.73	100.00	65.44	15.57	100.00	61.30	14.13	95.69	52.90	18.00
Pelrihang MSS	100.00	54.82	9.12	100.00	60.80	10.12	97.22	55.78	14.35	88.89	51.72	15.15
Sarpang CS	100.00	56.64	7.47	100.00	61.35	8.06	100.00	69.28	13.10	97.78	55.86	15.25
Babesa MSS	100.00	51.43	7.46	100.00	62.71	8.86	97.44	59.44	13.32	89.39	51.65	14.67
Changangkha MSS	100.00	60.35	11.01	100.00	62.85	11.26	100.00	64.14	12.92	94.02	56.43	16.39
Dechenchoeling HSS	100.00	54.17	9.39	99.32	65.54	10.10	98.11	59.60	12.68	97.96	56.12	14.17
Dr. Tobgyel School	100.00	62.19	7.64	100.00	62.43	7.15				100.00	64.24	10.75
Druk School	100.00	61.95	7.45	100.00	60.76	7.39	100.00	65.80	11.77	100.00	61.33	14.30
Khasadrapchu MSS	100.00	56.44	8.84	98.72	67.12	9.65	100.00	64.38	14.56	98.72	59.06	14.36
Kuzuchen MSS	100.00	53.17	6.97	100.00	65.28	8.91				94.44	58.06	14.47
Loseling MSS	100.00	56.66	12.16	100.00	67.16	13.95	100.00	64.90	21.63	97.83	56.03	17.07
Lungtanzampa MSS	99.50	56.99	11.19	99.75	61.79	11.15	96.91	56.24	15.07	90.98	54.54	17.68

SCHOOL	ENG			DZO			ECO			MAT		
	P	M	SD	P	M	SD	P	M	SD	P	M	SD
Motithang HSS	99.33	55.44	10.81	100.00	63.56	10.96	97.24	59.85	15.16	93.62	53.01	15.51
Pelkhil HSS	100.00	55.40	15.43	100.00	63.26	17.22				85.71	49.77	18.26
Wangbama CS	100.00	52.17	9.32	100.00	66.35	10.37	94.44	57.94	20.02	100.00	59.59	13.52
Yangchenphug HSS	100.00	59.93	10.50	100.00	62.74	10.69	99.40	62.31	12.81	97.91	57.70	14.88
Zhilukha MSS	100.00	57.64	10.43	100.00	63.29	11.43	100.00	60.20	14.38	93.51	53.19	14.59
Bartsham CS	100.00	54.52	7.57	100.00	74.58	6.03	100.00	59.00	12.55	100.00	56.49	14.54
Dungtse CS	100.00	53.26	7.42	100.00	74.23	5.87	100.00	62.42	12.26	96.21	50.30	13.32
Gongthung MSS	100.00	50.52	11.16	100.00	73.07	14.83	100.00	76.20	4.44	98.21	54.61	15.52
Jampeling HSS	100.00	54.31	8.38	100.00	69.08	8.71	100.00	64.94	14.46	95.16	54.82	14.22
Jigme Sherubling CS	100.00	55.35	9.10	100.00	70.47	9.99	100.00	59.35	18.03	93.22	54.94	16.59
Radhi MSS	100.00	56.56	13.53	100.00	71.72	15.56	100.00	74.33	37.53	100.00	59.04	17.76
Ranjung CS	100.00	55.54	8.95	100.00	70.62	10.07	100.00	65.86	15.04	99.37	58.41	13.86
Thrimshing CS	100.00	54.23	10.53	100.00	76.18	13.33	100.00	70.81	18.33	98.75	59.55	16.53
Trashigang MSS	100.00	53.18	7.02	100.00	66.00	5.99	100.00	54.37	11.30	97.37	51.18	10.69
Trashitse HSS	100.00	48.78	13.69	100.00	71.51	19.17	95.83	57.88	25.35	99.09	55.35	18.72
Udzorong CS	100.00	47.93	9.54	100.00	71.30	11.79	90.91	47.55	8.21	93.48	46.67	11.93
Bayling CS	100.00	55.30	9.93	100.00	68.05	9.87	93.94	54.09	17.20	89.66	52.78	14.87
Ramjar MSS	100.00	51.36	11.78	100.00	70.81	14.74	100.00	66.83	17.50	99.08	53.88	15.78
Tsenkarla CS	100.00	51.89	14.58	100.00	72.15	18.80	94.74	54.00	23.59	90.15	53.89	20.19
Samcholing MSS	100.00	50.94	10.27	100.00	69.65	11.53	100.00	62.09	17.58	89.11	46.20	12.54
Sherubling CS	100.00	55.81	7.85	100.00	67.74	7.25	100.00	73.56	10.01	95.89	54.03	13.07
Taktse HSS	100.00	51.73	9.96	100.00	71.49	12.99				95.12	47.17	13.92
Tshangkha CS	100.00	53.44	5.71	100.00	79.68	5.06	100.00	68.13	5.14	100.00	59.28	11.13



SCHOOL	ENG			DZO			ECO			MAT		
	P	M	SD	P	M	SD	P	M	SD	P	M	SD
Damphu CS	100.00	54.42	9.60	100.00	63.90	11.11	100.00	64.12	15.09	93.50	50.78	15.07
Mendregang CS	100.00	55.02	12.83	100.00	65.42	14.81	100.00	62.05	17.17	98.48	52.58	17.24
Bajothang HSS	99.14	54.36	11.91	100.00	64.88	12.88	96.38	59.54	15.62	90.99	52.97	17.00
Gaselo CS	98.36	50.22	8.66	100.00	65.57	10.81	91.30	53.22	15.01	90.98	53.89	17.60
Phobjikha CS	100.00	50.59	8.60	100.00	72.22	10.96	100.00	62.43	16.75	100.00	59.22	17.46
Samtengang CS	100.00	51.69	6.03	100.00	69.26	6.45	97.06	53.94	9.12	97.14	50.90	11.68
Buli CS	100.00	51.90	5.91	100.00	73.67	5.46	100.00	61.43	16.70	98.61	58.33	12.67
Sonamthang CS	100.00	51.09	10.70	100.00	69.91	12.84	100.00	59.33	16.82	88.04	47.13	14.23
Yebilaptsa MSS	100.00	52.27	10.18	100.00	69.88	11.84	100.00	58.60	13.11	94.90	49.69	13.77
Zhemgang CS	97.14	50.86	11.07	100.00	68.95	11.66				96.19	53.70	15.48

SCHOOL	HCG			SCI			COMP			ES		
	P	M	SD	P	M	SD	P	M	SD	P	M	SD
Chumey MSS	100.00	63.30	11.40	98.25	50.35	14.22	100.00	75.79	8.75			
Jakar HSS	100.00	63.96	14.24	92.68	53.45	15.60	100.00	79.25	18.14	100.00	66.80	14.44
Tang CS	100.00	61.56	11.47	91.67	44.42	12.24	100.00	75.53	7.03	100.00	73.61	10.26
Ura CS	95.00	57.30	16.07	90.00	50.18	16.48	100.00	74.40	10.43	100.00	71.00	9.64
Chapcha MSS	98.95	59.60	14.99	94.74	48.19	15.01	100.00	72.93	14.08	100.00	57.56	17.99
Chukha CS	96.34	54.84	15.37	74.35	44.38	15.17	100.00	70.75	14.32	100.00	70.40	17.91
Chumigthang MSS	98.91	54.84	13.43	78.26	43.76	13.05	100.00	62.38	13.33	100.00	61.91	15.27
Darla MSS	100.00	62.72	12.31	96.63	53.78	14.33	100.00	76.95	9.13	100.00	59.88	11.45
Gedu HSS	100.00	61.24	12.70	98.04	52.71	14.57	100.00	82.47	10.62	100.00	62.47	10.32

SCHOOL	HCG			SCI			COMP			ES		
	P	M	SD	P	M	SD	P	M	SD	P	M	SD
Kamji MSS	100.00	53.53	11.57	79.09	43.80	11.91	97.37	59.11	13.49	97.14	58.37	16.01
Pakshikha CS	95.03	56.05	13.57	82.87	45.15	12.92	100.00	73.42	8.72	91.49	54.17	14.88
Phuentsholing HSS	99.42	57.12	12.72	83.04	48.56	14.53	99.26	72.30	12.22			
Phuentsholing MSS	100.00	59.22	13.24	91.30	49.67	15.98	100.00	74.40	8.58	100.00	60.65	12.58
Sonamgang MSS	100.00	58.64	12.95	86.32	49.57	15.70	100.00	72.71	11.37	100.00	67.93	13.42
Wangchuk MSS	100.00	59.55	14.15	79.69	46.31	15.40	100.00	76.96	17.76	100.00	62.33	14.71
Daga HSS	100.00	59.42	15.26	97.35	47.29	13.42	100.00	76.29	7.12			
Dagapela MSS	100.00	64.51	11.73	91.55	49.41	14.26	100.00	77.64	9.18	100.00	68.60	12.83
Drukjegang HSS	95.53	55.37	12.60	81.01	48.31	14.93	100.00	80.48	5.82	97.30	57.89	15.32
Gesarling CS	100.00	59.49	12.37	97.78	54.04	14.35	100.00	74.89	14.14	100.00	63.11	11.44
Lhamoyzinkha MSS	98.25	59.98	11.27	100.00	53.75	13.84	100.00	79.78	6.40	100.00	78.00	5.79
Bjishong CS	100.00	63.40	11.89	98.33	50.53	13.56	100.00	78.29	7.18	100.00	68.60	14.38
Chungdu CS	100.00	61.90	16.49	97.62	50.19	15.62	100.00	78.00	5.79	100.00	64.11	12.49
G. Ugyen Dorji HSS	98.98	58.52	14.61	85.79	46.41	15.04	100.00	80.37	8.52	100.00	70.57	13.22
Autsho CS	90.91	51.89	16.13	89.09	47.98	16.34	100.00	68.18	18.63	94.12	53.29	13.62
Lhuntse HSS	97.73	61.61	13.91	93.18	54.99	16.57	100.00	84.28	7.30	100.00	62.54	10.47
Minjey MSS	100.00	61.39	10.69	100.00	51.96	12.20						
Tangmachu CS	96.06	57.60	13.38	84.25	47.86	13.90	100.00	75.42	6.62	96.88	63.41	17.33
Chaskhar CS	100.00	54.77	9.30	90.91	48.05	9.41	100.00	69.41	7.29			
Drametse CS	100.00	61.74	16.20	97.44	56.08	17.56	100.00	77.27	19.67	100.00	69.50	10.08
Gyelpozhing CS	99.48	58.06	15.24	80.10	44.16	14.79	100.00	78.24	20.47	100.00	64.80	15.93
Kidheykhar MSS	97.62	63.62	12.14	95.24	52.33	14.46						
Mongar HSS	100.00	62.61	11.65	95.08	49.95	13.46	100.00	79.68	8.72	100.00	69.80	13.52



SCHOOL	HCG			SCI			COMP			ES		
	P	M	SD	P	M	SD	P	M	SD	P	M	SD
Yadi HSS	100.00	62.43	12.82	97.60	57.16	15.91	100.00	75.27	11.54	100.00	73.20	10.20
Bitekha MSS	100.00	54.69	11.11	87.64	45.82	13.25	100.00	69.90	13.75	100.00	59.26	9.45
Drukgyel CS	98.62	57.84	12.85	84.83	50.19	16.69	100.00	81.66	5.45			
Khangkhu MSS	100.00	61.45	10.49	97.92	54.40	14.78	100.00	81.13	9.15			
Lango MSS	100.00	55.77	11.78	88.73	46.82	12.16	100.00	68.76	8.81	100.00	67.25	8.73
Shaba MSS	99.14	61.92	13.58	88.79	48.88	15.77	100.00	76.13	13.62	100.00	64.10	18.23
Shari HSS	100.00	58.12	12.45	88.99	49.06	15.99	100.00	73.94	12.17	100.00	61.24	12.29
Utpal HSS	100.00	53.70	14.49	100.00	50.00	13.56	100.00	71.44	8.20			
Wanakha CS	93.75	58.72	19.42	81.25	48.13	18.06	100.00	65.45	21.28			
Nangkor CS	98.55	60.42	15.52	91.30	52.23	17.44	100.00	78.92	14.59			
Nganglam HSS	98.04	59.61	18.15	90.85	47.48	15.52	100.00	78.70	17.70	100.00	59.81	18.56
Pema Gatshel MSS	97.75	62.01	14.08	96.63	51.85	14.23	100.00	66.28	14.77	100.00	70.71	14.58
Yelchen CS	98.77	55.91	10.77	90.12	45.90	10.86	100.00	79.75	5.54			
Yurung CS	100.00	55.71	12.15	95.79	49.25	13.72	100.00	71.70	6.66	100.00	59.94	12.24
Dashiding HSS	99.00	63.19	14.20	84.00	49.22	15.89	100.00	75.03	15.66	97.06	67.71	13.10
Dechentsemo CS	95.24	56.59	15.28	79.37	45.21	14.85	100.00	75.84	17.07	100.00	63.05	15.94
Kabesa MSS	100.00	63.65	15.72	95.35	55.28	16.88	100.00	76.25	15.46			
Khuruthang MSS	98.33	60.75	17.56	68.33	41.57	14.87	100.00	73.40	22.13	100.00	70.56	16.61
Punakha CS	100.00	65.76	16.41	98.57	54.81	17.18	100.00	70.38	19.56	100.00	65.96	13.82
Tashidingkha MSS	100.00	56.97	14.02	93.57	48.43	14.68	100.00	73.13	22.09	97.22	61.67	13.48
Ugyen Academy HSS	100.00	66.29	13.72	100.00	56.22	15.05	100.00	82.35	13.13	100.00	74.96	16.90
Garpawong MSS	97.10	58.59	16.25	85.51	47.80	16.51	100.00	69.70	21.42	95.45	63.59	18.82
Gomdar CS	100.00	58.47	10.64	100.00	52.58	12.42	100.00	77.32	7.87			

SCHOOL	HCG			SCI			COMP			ES		
	P	M	SD	P	M	SD	P	M	SD	P	M	SD
Jomotshangkha MSS	100.00	65.66	12.87	100.00	56.93	14.86	100.00	74.44	6.06	100.00	63.14	16.43
Karmaling HSS	100.00	59.23	15.92	90.91	49.36	17.89	100.00	78.07	20.91	100.00	57.63	11.30
Martshalla MSS	100.00	63.76	11.71	88.64	46.17	15.14	100.00	80.80	7.27	100.00	62.53	11.27
Minjiwoong CS	100.00	57.84	14.75	91.43	50.95	15.78	100.00	77.83	5.89			
Orong HSS	94.44	50.25	15.02	85.19	45.83	14.99	100.00	76.24	18.64	90.63	56.22	18.23
Phuntshothang MSS	96.92	60.82	16.24	87.69	54.03	16.03	100.00	80.12	6.44			
Samdrup Jongkhar MSS	100.00	60.49	13.13	90.70	52.45	15.96	100.00	78.91	7.37	100.00	70.77	12.42
Dorokha CS	95.90	52.38	15.91	76.41	43.03	14.98	100.00	63.43	15.20	92.00	54.76	25.61
Gomtu MSS	100.00	58.91	12.41	93.16	50.36	15.75	100.00	76.11	8.81	100.00	66.25	11.63
Peljorling HSS	100.00	57.75	11.98	84.21	45.23	12.39	100.00	75.82	10.60			
Samtse HSS	97.33	56.83	16.22	84.44	49.16	17.38	100.00	73.15	18.28	94.92	61.31	17.07
Tendruk CS	93.02	53.13	15.34	80.23	48.47	17.29	100.00	74.95	12.43	95.45	46.32	15.94
Yoeseltse MSS	100.00	56.55	12.04	80.00	46.12	13.77	100.00	75.84	12.67	100.00	62.43	11.13
Gelephu HSS	99.15	60.06	13.08	89.83	52.06	15.73	100.00	73.85	10.55	100.00	66.76	13.18
Norbuling CS	99.04	58.91	16.10	86.12	47.35	16.52	100.00	75.59	8.02	100.00	64.94	11.99
Pelrithang MSS	96.30	55.71	13.24	85.19	48.33	15.21	100.00	80.86	6.93	100.00	59.22	12.18
Sarpang CS	100.00	63.14	10.96	92.44	49.18	14.45	100.00	79.79	7.44	100.00	62.53	12.03
Babesa MSS	96.97	55.86	12.13	84.09	47.83	14.75	100.00	73.36	10.31	96.30	59.85	15.62
Changangkha MSS	99.15	62.55	14.67	88.89	52.97	16.53	100.00	78.72	13.52			
Dechenchoeling HSS	99.32	61.62	13.15	88.44	47.89	14.95	100.00	77.59	12.95	100.00	61.42	11.67
Dr.Tobgyel School	100.00	68.57	10.73	100.00	62.43	11.67	100.00	76.10	7.47			
Druk School	100.00	63.62	9.91	100.00	56.95	12.16	100.00	69.82	7.28			
Khasadrapchu MSS	100.00	65.35	13.83	87.18	52.96	16.93	100.00	78.07	7.38	100.00	70.44	14.09



SCHOOL	HCG			SCI			COMP			ES		
	P	M	SD	P	M	SD	P	M	SD	P	M	SD
Kuzuchen MSS	100.00	59.83	11.14	88.89	46.17	12.53	100.00	75.00	8.23	100.00	56.75	12.39
Loseling MSS	99.28	57.28	14.64	79.71	45.59	16.05	100.00	82.23	11.93	100.00	63.50	13.54
Lungtenzampa MSS	97.99	60.83	15.39	81.45	50.87	17.74	100.00	86.74	6.42			
Motithang HSS	98.32	62.25	15.35	86.24	51.14	17.45	100.00	85.17	10.99			
Pelkhil HSS	100.00	54.43	16.52	88.57	48.29	18.36	100.00	68.09	19.78			
Wangbama CS	100.00	58.09	12.94	96.15	46.09	12.93	100.00	72.33	6.75	100.00	52.24	11.56
Yangchenphug HSS	99.30	62.82	13.77	95.12	53.92	15.16	100.00	85.11	4.43	100.00	72.08	16.82
Zhilukha MSS	100.00	57.56	12.21	94.81	54.06	14.74	100.00	76.32	8.74			
Bartsham CS	99.04	58.73	12.05	94.23	50.22	14.39	100.00	83.17	6.23	100.00	63.37	13.68
Dungtse CS	100.00	56.73	11.76	90.15	48.58	13.99	100.00	76.42	8.77	100.00	63.68	10.22
Gongthung MSS	100.00	59.29	14.21	89.29	44.55	13.06	100.00	75.42	6.22	100.00	59.08	19.89
Jampeling HSS	100.00	65.56	12.90	95.16	53.15	14.87	100.00	76.08	7.91	100.00	73.20	12.47
Jigme Sherubling CS	99.15	62.73	12.18	94.92	52.85	14.82	100.00	78.66	7.52	100.00	62.77	11.85
Radhi MSS	100.00	63.92	16.45	100.00	55.76	18.18	100.00	75.50	8.11			
Ranjung CS	100.00	62.29	12.15	98.10	54.74	13.72	100.00	83.05	11.54	100.00	61.00	11.87
Thrimshing CS	100.00	61.83	14.74	100.00	59.24	16.95	100.00	77.58	6.58			
Trashigang MSS	97.37	60.18	9.93	94.74	48.71	12.13	100.00	81.18	5.17	100.00	64.63	10.14
Trashitse HSS	96.36	55.20	18.37	93.64	47.75	18.00	100.00	75.32	20.07	100.00	64.08	12.06
Udzorong CS	95.65	52.22	13.56	86.96	44.17	13.53	100.00	72.15	9.03	100.00	57.93	19.01
Bayling CS	100.00	60.45	12.71	85.34	46.18	14.49	97.50	75.95	14.63	100.00	62.05	9.17
Ramjar MSS	100.00	59.51	15.36	99.08	52.56	16.50	100.00	74.90	16.23	100.00	60.62	17.79
Tsenkarla CS	98.48	56.48	18.56	89.39	51.58	19.58	100.00	72.48	12.96	100.00	67.33	20.67
Samcholing MSS	100.00	59.26	14.21	88.12	49.68	15.14	100.00	70.32	16.79	100.00	64.34	12.71

SCHOOL	HCG			SCI			COMP			ES		
	P	M	SD	P	M	SD	P	M	SD	P	M	SD
Sherubling CS	98.63	63.99	12.37	91.78	52.04	14.35	100.00	77.50	6.95	100.00	63.13	11.53
Taktse HSS	95.12	48.85	11.79	87.80	45.12	13.75	100.00	64.10	7.11	100.00	62.67	8.89
Tshangkha CS	100.00	66.60	7.30	100.00	53.84	9.63	100.00	73.38	4.81	100.00	70.75	8.10
Damphu CS	99.64	63.21	14.03	92.06	50.26	14.83	100.00	78.49	12.65	96.15	60.31	18.84
Mendregang CS	99.24	61.64	17.35	92.42	49.05	17.49	100.00	82.29	6.94	97.06	65.91	17.93
Bajothang HSS	97.00	58.48	16.16	82.40	46.96	16.49	100.00	74.38	21.19	100.00	71.44	15.15
Gaselo CS	96.72	55.93	14.45	78.69	47.85	16.13	100.00	74.70	14.73	96.00	65.12	14.53
Phobjikha CS	100.00	62.88	12.79	89.71	50.26	17.33	100.00	73.71	10.19	100.00	63.43	10.81
Samtengang CS	99.29	59.40	10.40	98.57	47.64	10.92	100.00	76.13	10.24	100.00	60.86	11.18
Buli CS	100.00	59.61	10.21	94.44	53.17	13.51	100.00	76.18	6.68	100.00	60.27	13.75
Sonamthang CS	97.83	56.71	15.47	84.78	47.83	15.29	100.00	68.64	14.79	100.00	61.83	16.76
Yebilaptsa MSS	98.98	54.88	13.67	91.84	49.04	14.40	100.00	71.48	17.29	100.00	62.88	12.84
Zhemgang CS	96.19	57.85	14.32	92.38	49.56	16.46	100.00	80.27	9.20	100.00	66.69	11.59

4.10 OVERALL RESULT DATA WITHOUT CONTINUOUS ASSESSMENT (CA) MARKS

TYPE	ENTERED			APPEARED			PASS			FAIL			PASS %		
	T	M	F	T	M	F	T	M	F	T	M	F	T	M	F
REG	11731	5636	6095	11587	5565	6022	7387	3654	3733	4200	1911	2289	63.75	65.66	61.99
PVT	74	31	43	71	31	40	23	10	13	48	21	27	32.39	32.26	32.50
SUP	376	181	195	333	154	179	185	77	108	148	77	71	55.56	50.00	60.34
TOTAL	12181	5848	6333	11991	5750	6241	7595	3741	3854	4396	2009	2387	63.34	65.06	61.75

Out of the total of 12181 candidates registered for the BCSE examination, 11991 candidates appeared the examination. The pass percentage of the appeared candidates without the inclusion of CA marks is 63.34%.

4.11 CONTINUOUS ASSESSMENT MARKS FOR SCHOOLS

BCSE candidates are assessed externally by BCSEA in written examination with 80% (English, Dzongkha, Economics, History Civics & Geography and Science), 100% (Mathematics and Environmental Science) and 30% (Computer Application) weighting and school based assessment as CA marks with 20% weighting.

Subjects with External Examination of 100 Marks	Subjects External Examination of 80 Marks
Mathematics Environmental Science	English Dzongkha Economics History Civics & Geography Science Computer Applications

Table below shows the subject wise mean scores of Written Examination (TH) and Continuous Assessment (CA) marks for each school.

ENGLISH

SCHOOL	ENGLISH I		ENGLISH II	
	TH	CA	TH	CA
Chumey Middle Secondary School	36.41	18.84	32.75	18.84
Jakar Higher Secondary School	38.87	18.71	38.05	19.04
Tang Central School	36.60	19.04	34.68	19.04
Ura Central School	34.88	18.38	26.93	18.60
Chapcha Middle Secondary School	37.17	18.59	33.87	18.87
Chukha Central School	37.71	18.28	33.52	18.40
Chumigthang Middle Secondary School	34.47	18.78	32.62	18.63
Darla Middle Secondary School	39.86	18.96	36.47	19.00
Gedu Higher Secondary School	37.28	17.61	38.92	17.51
Kamji Middle Secondary School	33.79	19.24	29.18	19.45

SCHOOL	ENGLISH I		ENGLISH II	
	TH	CA	TH	CA
Pakshikha Central School	32.65	19.95	30.76	19.95
Phuentsholing Higher Secondary School	37.97	17.21	36.92	17.20
Phuentsholing Middle Secondary School	38.57	18.81	37.19	18.51
Sonamgang Middle Secondary School	38.35	18.91	37.62	18.66
Wangchuk Middle Secondary School	37.15	17.38	34.38	17.50
Daga Higher Secondary School	35.60	18.66	31.89	18.61
Dagapela Middle Secondary School	41.13	19.20	37.06	18.59
Drukjegang Higher Secondary School	34.58	18.30	31.25	18.32
Gesarling Central School	35.37	18.60	31.93	18.39
Lhamoyzinkha Middle Secondary School	38.14	19.21	35.72	18.93
Bjishong Central School	38.05	18.69	33.77	18.83
Chungdu Central School	35.55	17.86	33.73	18.14
Gongzim Ugyen Dorji Higher Secondary School	36.64	17.91	33.61	17.97
Autsho Central School	32.03	17.96	26.35	18.24
Lhuntse Higher Secondary School	34.72	19.01	31.93	18.94
Minjey Middle Secondary School	32.96	19.39	31.35	19.57
Tangmachu Central School	33.32	19.11	28.23	19.18
Chaskhar Central School	35.52	18.55	28.73	18.23
Drametse Central School	38.01	17.38	35.04	17.54
Gyelpozhing Central School	37.42	19.16	31.54	19.30
Kidheykhar Middle Secondary School	38.37	19.52	33.14	18.83
Mongar Higher Secondary School	38.08	19.37	36.75	19.37
Yadi Higher Secondary School	39.00	19.54	32.57	19.54
Bitekha Middle Secondary School	33.70	19.08	30.66	19.09
Drukgyel Central School	39.10	19.02	37.40	19.01
Khangkhu Middle Secondary School	43.54	17.33	40.69	17.74
Lango Middle Secondary School	36.57	18.75	32.20	18.87
Shaba Middle Secondary School	36.72	19.13	35.97	19.21
Shari Higher Secondary School	36.57	18.95	37.14	19.36
Utpal Higher Secondary School	35.33	18.00	32.00	18.00
Wanakha Central School	35.09	17.81	29.92	17.84
Nangkor Central School	37.69	19.14	32.95	19.16
Nganglam Higher Secondary School	35.98	19.14	30.68	19.28
Pema Gatshel Middle Secondary School	39.06	19.04	34.06	19.03
Yelchen Central School	36.41	19.30	31.86	19.67
Yurung Central School	35.81	18.13	29.94	18.14
Dashiding Higher Secondary School	38.86	18.49	35.35	18.80
Dechentsemo Central School	34.71	18.51	32.49	18.38
Kabesa Middle Secondary School	38.70	19.37	35.29	19.28



SCHOOL	ENGLISH I		ENGLISH II	
	TH	CA	TH	CA
Khuruthang Middle Secondary School	36.50	17.42	33.81	17.48
Punakha Central School	38.51	18.20	37.30	18.09
Tashidingkha Middle Secondary School	35.08	18.29	31.83	18.38
Ugyen Academy Higher Secondary School	46.15	19.34	41.76	19.33
Garpawong Middle Secondary School	35.89	19.64	31.90	19.59
Gomdar Central School	31.48	18.89	26.86	19.41
Jomotshangkha Middle Secondary School	38.30	19.39	32.56	19.63
Karmaling Higher Secondary School	36.30	18.05	36.39	18.68
Martshalla Middle Secondary School	38.11	18.78	34.10	19.02
Minjiwoong Central School	34.93	19.22	28.52	18.96
Orong Higher Secondary School	34.00	19.88	28.82	19.88
Phuntshothang Middle Secondary School	39.52	18.72	34.59	18.89
Samdrup Jongkhar Middle Secondary School	37.81	18.87	37.02	18.83
Dorokha Central School	34.13	17.94	31.22	18.19
Gomtu Middle Secondary School	38.89	18.15	34.63	18.21
Peljorling Higher Secondary School	35.68	18.92	32.75	18.94
Samtse Higher Secondary School	37.18	18.23	36.20	18.27
Tendruk Central School	34.09	18.12	32.81	16.58
Yoeseltse Middle Secondary School	34.14	18.35	29.45	18.15
Gelephu Higher Secondary School	38.68	18.12	37.12	17.90
Norbuling Central School	36.85	18.64	31.93	18.75
Pelrithang Middle Secondary School	37.80	19.20	33.19	19.14
Sarpang Central School	38.84	18.72	36.67	18.79
Babesa Middle Secondary School	33.79	18.84	31.09	18.83
Changangkha Middle Secondary School	41.48	19.25	40.36	19.33
Dechhenchoeling Higher Secondary School	37.57	18.66	32.37	19.48
Dr.Tobgyel School	44.86	19.33	40.90	19.14
Druk School	43.55	19.10	41.71	19.19
Khasadrapchu Middle Secondary School	39.01	18.03	36.87	18.77
Kuzuchen Middle Secondary School	35.08	19.56	31.81	19.56
Loseling Middle Secondary School	39.06	18.91	35.94	19.22
Lungtenzampa Middle Secondary School	39.70	18.08	37.94	18.02
Motithang Higher Secondary School	38.17	17.84	36.80	17.83
Pelkhil Higher Secondary School	37.74	18.40	35.96	18.40
Wangbama Central School	35.37	18.90	31.48	18.38
Yangchenphug Higher Secondary School	41.74	18.74	40.29	18.84
Zhilukha Middle Secondary School	42.47	18.13	36.32	18.05
Bartsham Central School	37.97	19.07	32.65	19.08
Dungtse Central School	38.30	19.45	29.30	19.20

SCHOOL	ENGLISH I		ENGLISH II	
	TH	CA	TH	CA
Gongthung Middle Secondary School	34.57	18.89	28.44	18.91
Jampeling Higher Secondary School	36.73	17.77	35.72	18.23
Jigme Sherubling Central School	36.93	19.90	33.69	19.89
Radhi Middle Secondary School	39.56	19.36	34.44	19.60
Ranjung Central School	36.84	19.00	35.63	19.35
Thrimshing Central School	35.66	19.00	34.52	19.11
Trashigang Middle Secondary School	38.29	17.00	34.28	16.61
Trashitse Higher Secondary School	33.61	17.66	28.22	17.79
Udzorong Central School	30.91	18.91	26.90	18.80
Bayling Central School	37.91	19.27	33.90	19.22
Ramjar Middle Secondary School	35.07	19.01	29.35	19.02
Tsenkarla Central School	36.08	18.50	30.56	18.40
Samcholing Middle Secondary School	31.40	19.48	31.14	19.58
Sherubling Central School	38.97	17.67	36.30	18.40
Taktse Higher Secondary School	36.76	18.34	29.82	18.44
Tshangkha Central School	36.32	17.28	34.86	17.96
Damphu Central School	36.45	18.56	35.25	18.29
Mendregang Central School	37.63	18.97	34.23	19.01
Bajothing Higher Secondary School	35.52	18.85	34.99	19.09
Gaselo Central School	33.81	17.37	31.55	17.41
Phobjikha Central School	35.94	16.94	31.05	16.96
Samtengang Central School	32.91	20.00	30.21	20.00
Buli Central School	34.63	18.26	32.33	18.31
Sonamthang Central School	33.43	19.04	30.02	19.41
Yebilaptsa Middle Secondary School	35.96	18.87	30.32	19.22
Zhemgang Central School	33.88	17.94	31.85	17.82

DZONGKHA

SCHOOL	DZONGKHA I		DZONGKHA II	
	TH	CA	TH	CA
Chumey Middle Secondary School	50.44	18.47	32.76	18.79
Jakar Higher Secondary School	49.94	19.44	32.64	19.45
Tang Central School	58.14	19.06	36.24	19.27
Ura Central School	51.38	18.65	34.61	18.40
Chapcha Middle Secondary School	45.73	19.56	30.44	19.57
Chukha Central School	49.13	18.51	31.55	18.62
Chumigthang Middle Secondary School	37.87	18.67	26.13	18.90
Darla Middle Secondary School	48.54	18.46	30.85	18.78



SCHOOL	DZONGKHA I		DZONGKHA II	
	TH	CA	TH	CA
Gedu Higher Secondary School	51.48	18.64	30.53	18.88
Kamji Middle Secondary School	45.91	19.37	29.83	19.90
Pakshikha Central School	47.49	19.81	30.99	19.82
Phuentsholing Higher Secondary School	46.07	18.17	29.12	18.24
Phuentsholing Middle Secondary School	49.66	19.41	32.72	19.32
Sonamgang Middle Secondary School	48.67	18.63	30.77	18.61
Wangchuk Middle Secondary School	50.60	18.47	33.29	18.66
Daga Higher Secondary School	49.84	18.84	32.61	18.98
Dagapela Middle Secondary School	49.50	18.97	31.65	18.92
Drukjegang Higher Secondary School	49.78	19.04	32.80	19.09
Gesarling Central School	50.66	19.19	32.82	19.33
Lhamoyzingkha Middle Secondary School	46.82	19.39	27.26	19.37
Bjishong Central School	53.52	19.32	33.68	19.42
Chungdu Central School	50.49	19.57	31.30	17.88
Gongzim Ugyen Dorji Higher Secondary School	52.54	18.51	33.51	18.44
Autsho Central School	55.23	17.78	35.31	18.09
Lhuntse Higher Secondary School	51.99	18.43	33.64	18.65
Minjey Middle Secondary School	54.76	19.43	36.96	19.48
Tangmachu Central School	52.89	18.89	36.17	19.06
Chaskhar Central School	54.48	18.95	36.23	19.07
Drametse Central School	59.91	17.79	38.51	17.69
Gyelpozhing Central School	54.75	18.88	36.50	18.26
Kidheykhar Middle Secondary School	56.27	19.76	36.52	19.62
Mongar Higher Secondary School	53.04	19.13	34.70	19.26
Yadi Higher Secondary School	58.45	19.46	40.04	19.46
Bitekha Middle Secondary School	49.72	18.72	32.53	18.94
Drukgyel Central School	49.83	18.31	31.67	18.31
Khangkhu Middle Secondary School	51.59	18.61	33.52	18.80
Lango Middle Secondary School	47.61	18.97	30.78	18.96
Shaba Middle Secondary School	46.01	18.83	30.46	19.41
Shari Higher Secondary School	49.56	18.68	31.85	18.75
Utpal Higher Secondary School	47.17	18.44	27.59	18.67
Wanakha Central School	55.23	19.22	37.55	18.94
Nangkor Central School	57.63	17.72	36.83	17.86
Nganglam Higher Secondary School	54.11	19.46	36.12	19.58
Pema Gatshel Middle Secondary School	51.65	19.63	35.34	19.64
Yelchen Central School	53.99	19.49	34.39	19.51
Yurung Central School	56.28	18.33	36.42	18.33
Dashiding Higher Secondary School	46.95	18.17	29.53	18.17

SCHOOL	DZONGKHA I		DZONGKHA II	
	TH	CA	TH	CA
Dechentsemo Central School	51.65	18.03	31.60	18.03
Kabesa Middle Secondary School	58.44	17.77	39.13	18.16
Khuruthang Middle Secondary School	47.38	18.66	30.83	18.79
Punakha Central School	48.84	19.27	31.06	19.26
Tashidingkha Middle Secondary School	54.39	18.97	35.22	19.00
Ugyen Academy Higher Secondary School	46.40	19.87	29.00	19.73
Garpawong Middle Secondary School	49.96	19.32	31.43	19.61
Gomdar Central School	57.04	19.55	35.84	19.91
Jomotshangkha Middle Secondary School	50.98	19.59	33.07	19.60
Karmaling Higher Secondary School	50.45	18.36	32.80	18.36
Martshalla Middle Secondary School	62.10	19.07	42.46	19.10
Minjiwoong Central School	54.74	18.55	37.34	19.42
Orong Higher Secondary School	52.70	19.69	35.23	19.12
Phuntshothang Middle Secondary School	49.14	18.85	33.35	18.85
Samdrup Jongkhar Middle Secondary School	52.29	18.86	33.26	18.87
Dorokha Central School	46.81	18.41	30.72	18.53
Gomtu Middle Secondary School	43.66	18.42	26.94	18.51
Peljorling Higher Secondary School	42.76	19.10	27.00	19.15
Samtse Higher Secondary School	44.59	18.16	26.57	18.30
Tendruk Central School	43.97	16.94	28.13	17.84
Yoeseltse Middle Secondary School	44.63	18.40	27.79	18.32
Gelephu Higher Secondary School	46.15	18.95	29.97	18.80
Norbuling Central School	48.00	18.97	31.80	19.03
Pelrithang Middle Secondary School	43.09	19.04	28.34	19.02
Sarpang Central School	45.15	18.86	27.51	18.88
Babesa Middle Secondary School	45.96	18.53	29.69	18.73
Changangkha Middle Secondary School	45.59	18.83	29.78	18.88
Dechenchoeling Higher Secondary School	49.34	19.83	29.26	19.51
Dr.Tobgyel School	44.38	18.81	30.05	19.14
Druk School	42.82	18.86	28.21	19.43
Khasadrapchu Middle Secondary School	50.46	18.77	32.69	18.81
Kuzuchen Middle Secondary School	49.81	19.56	28.64	19.61
Loseling Middle Secondary School	49.87	19.66	31.83	19.51
Lungtenzampa Middle Secondary School	45.34	18.70	28.27	18.88
Motiithang Higher Secondary School	47.60	18.83	28.92	19.04
Pelkhil Higher Secondary School	47.29	18.63	29.25	18.63
Wangbama Central School	51.76	18.51	30.54	18.47
Yangchenphug Higher Secondary School	46.58	18.51	29.16	18.65
Zhilukha Middle Secondary School	49.34	17.75	29.47	17.25

SCHOOL	DZONGKHA I		DZONGKHA II	
	TH	CA	TH	CA
Bartsham Central School	57.74	19.22	38.25	19.05
Dungtse Central School	56.51	19.46	38.03	19.60
Gongthung Middle Secondary School	57.08	19.13	36.20	19.11
Jampeling Higher Secondary School	52.63	19.49	32.64	19.52
Jigme Sherubling Central School	53.34	19.59	34.25	19.59
Radhi Middle Secondary School	53.82	19.32	36.52	19.32
Ranjung Central School	53.66	19.41	34.02	20.00
Thrimshing Central School	59.41	19.18	39.13	19.39
Trashigang Middle Secondary School	50.23	17.82	32.53	18.05
Trashitse Higher Secondary School	53.91	19.55	35.65	19.60
Udzorong Central School	53.43	18.85	37.12	18.85
Bayling Central School	52.58	19.05	31.73	19.13
Ramjar Middle Seondary School	53.55	19.06	35.81	19.08
Tsenkarla Central School	55.82	18.36	37.03	18.69
Samcholing Middle Secondary School	53.21	19.32	34.00	18.74
Sherubling Central School	50.61	18.41	34.19	18.70
Taktse Higher Secondary School	54.93	18.90	35.79	18.90
Tshangkha Central Chool	63.83	19.36	40.70	19.40
Damphu Central School	46.90	19.31	30.26	18.49
Mendregang Central School	49.19	18.78	31.33	18.39
Bajothing Higher Secondary School	47.37	19.14	30.89	19.31
Gaselo Central School	49.95	18.12	32.23	17.71
Phobjikha Central School	57.14	17.26	38.28	17.27
Samtengang Central School	52.97	19.13	33.49	19.01
Buli Central School	57.81	18.07	38.81	17.93
Sonamthang Central School	54.45	17.96	35.40	17.99
Yebilaptsa Middle Secondary School	51.72	19.08	35.56	19.36
Zhemgang Central School	52.91	18.31	34.15	18.72

ECONOMICS

SCHOOL	ECONOMICS	
	TH	CA
Chumey Middle Secondary School	41.71	19.79
Jakar Higher Secondary School	47.97	19.64
Tang Central School	34.12	18.54
Ura Central School	41.25	19.00
Chapcha Middle Secondary School	38.95	18.80
Chukha Central School	41.26	17.02

SCHOOL	ECONOMICS	
	TH	CA
Chumigthang Middle Secondary School	39.92	19.28
Darla Middle Secondary School	46.61	18.68
Gedu Higher Secondary School	40.50	18.00
Kamji Middle Secondary School	29.07	19.19
Pakshikha Central School	51.46	19.73
Phuentsholing Higher Secondary School	35.58	16.42
Phuentsholing Middle Secondary School	48.79	18.57
Sonamgang Middle Secondary School	56.58	19.33
Wangchuk Middle Secondary School	42.70	18.27
Daga Higher Secondary School	44.79	19.11
Dagapela Middle Secondary School	47.56	18.72
Drukjegang Higher Secondary School	38.82	19.12
Gesarling Central School	40.80	19.04
Lhamoyzingkha Middle Secondary School	41.74	19.24
Bjishong Cental School	49.72	19.33
Chungdu Central School	50.14	19.14
Gongzim Ugyen Dorji Higher Secondary School	37.59	18.59
Autsho Central School	41.13	19.00
Lhuntse Higher Secondary School	46.98	19.03
Minjey Middle Secondary School	45.54	19.48
Tangmachu Central School	37.16	18.86
Drametse Central School	47.55	18.25
Gyelpozhing Central School	39.66	18.92
Kidheykhar Middle Secondary School	52.45	19.40
Mongar Higher Secondary School	51.59	19.27
Yadi Higher Secondary School	52.13	19.21
Bitekha Middle Secondary School	37.57	18.57
Drukgyel Central School	44.04	19.72
Khangkhu Middle Secondary School	48.67	18.20
Lango Middle Secondary School	40.65	19.33
Shaba Middle Secondary School	39.46	18.88
Shari Higher Secondary School	39.75	18.23
Utpal Higher Secondary School	39.72	18.28
Wanakha Central School	45.24	18.33
Nangkor Central School	46.50	20.00
Nganglam Higher Secondary School	38.32	19.05



SCHOOL	ECONOMICS	
	TH	CA
Pema Gatshel Middle Secondary School	43.80	19.44
Yelchen Central School	37.22	19.27
Yurung Central School	41.46	17.78
Dashiding Higher Secondary School	49.53	18.62
Dechentsemo Central School	38.92	18.84
Kabesa Middle Seondary School	50.36	19.86
Khuruthang Middle Secondary School	49.67	16.78
Punakha Central School	47.76	18.88
Tashidingkha Middle Secondary School	46.68	19.00
Garpawong Middle Secondary School	38.25	19.42
Gomdar Central School	46.21	19.55
Jomotshangkha Middle Secondary School	47.40	19.20
Martshalla Middle Secondary School	50.45	18.33
Minjiwoong Central School	39.06	18.80
Orong Higher Secondary School	36.31	18.00
Phunthothang Middle Secondary School	39.98	19.34
Samdrup Jongkhar Middle Secondary School	44.48	19.62
Dorokha Central School	38.50	18.61
Gomtu Middle Secondary School	45.65	18.06
Peljorling Higher Secondary School	40.01	19.46
Samtse Higher Secondary School	39.57	18.80
Tendruk Central School	49.54	18.43
Yoeseltse Middle Secondary School	35.53	18.06
Gelephu Higher Secondary School	39.96	18.76
Norbuling Central School	41.96	19.12
Pelrithang Middle Secondary School	35.74	19.83
Sarpang Central School	50.41	18.60
Babesa Middle Secondary School	40.97	18.15
Changangkha Middle Secondary School	44.43	19.42
Dechhenchoeling Higher Secondary School	40.25	19.13
Druk School	47.40	18.10
Khasadrapchu Middle Secondary School	46.16	17.93
Loseling Middle Secondary School	45.26	19.32
Lungtenzampa Middle Secondary School	37.45	18.54
Motithang Higher Secondary School	41.03	18.59
Wangbama Central School	38.72	19.00

SCHOOL	ECONOMICS	
	TH	CA
Yangchenphug Higher Secondary School	43.95	18.10
Zhilukha Middle Secondary School	42.93	17.09
Bartsham Central School	40.00	18.79
Dungtse Central School	43.65	18.53
Gongthung Middle Secondary School	56.30	19.60
Jampeling Higher Secondary School	46.97	17.83
Jigme Sherubling Central School	39.93	19.20
Radhi Middle Secondary School	54.00	20.00
Ranjung Central School	45.64	19.93
Thrimshing Central School	51.07	19.48
Trashigang Middle Secondary School	36.61	17.53
Trashitse Higher Secondary School	39.21	18.42
Udзорong Central School	28.32	19.09
Bayling Central School	35.02	18.88
Ramjar Middle Secondary School	46.91	19.62
Tsenkarla Central School	37.45	16.34
Samcholing Middle Secondary School	43.13	18.75
Sherubling Central School	54.75	18.56
Tshangkha Central School	49.75	18.13
Damphu Central School	45.20	18.59
Mendregang Central School	43.54	18.28
Bajothang Higher Secondary School	40.54	18.75
Gaselo Central School	36.00	16.96
Phobjikha Central School	44.70	17.48
Samtengang Central School	34.44	19.24
Buli Central School	42.36	18.86
Sonamthang Central School	40.38	18.63
Yebilaptsa Middle Secondary School	38.92	19.43

MATHEMATICS

SCHOOL	MATHEMATICS	
	TH	CA
Chumey Middle Secondary School	47.48	18.96
Jakar Higher Secondary School	44.70	19.72
Tang Central School	43.50	18.60
Ura Central School	45.45	19.00



SCHOOL	MATHEMATICS	
	TH	CA
Chapcha Middle Secondary School	41.85	18.88
Chukha Central School	42.51	18.63
Chumigthang Middle Secondary School	41.03	18.60
Darla Middle Secondary School	47.64	18.70
Gedu Higher Secondary School	43.39	18.22
Kamji Middle Secondary School	38.07	18.84
Pakshikha Central School	41.46	19.69
Phuentsholing Higher Secondary School	45.64	17.12
Phuentsholing Middle Secondary School	52.33	17.86
Sonamgang Middle Secondary School	41.16	18.36
Wangchuk Middle Secondary School	43.72	17.47
Daga Higher Secondary School	41.18	18.57
Dagapela Middle Secondary School	47.94	18.58
Drukjegang Higher Secondary School	40.84	18.82
Gesarling Central School	46.05	18.42
Lhamoyzingkha Middle Secondary School	49.07	19.35
Bjishong Central School	47.70	19.18
Chungdu Central School	48.76	18.26
Gongzim Ugyen Dorji Higher Secondary School	46.38	18.43
Autsho Central School	39.19	18.05
Lhuntse Higher Secondary School	59.55	18.45
Minjey Middle Secondary School	49.46	19.35
Tangmachu Central School	39.04	19.47
Chaskhar Central School	44.84	18.45
Drametse Central School	53.55	18.90
Gyelpozhing Central School	42.61	18.92
Kidheykhar Middle Secondary School	47.62	19.55
Mongar Higher Secondary School	48.51	19.11
Yadi Higher Secondary School	50.58	18.98
Bitekha Middle Secondary School	38.96	18.33
Drukgyel Central School	51.28	18.52
Khangkhu Middle Secondary School	51.85	18.57
Lango Middle Secondary School	42.85	17.97
Shaba Middle Secondary School	42.64	19.09
Shari Higher Secondary School	41.06	19.08
Utpal Higher Secondary School	39.41	18.81

SCHOOL	MATHEMATICS	
	TH	CA
Wanakha Central School	44.27	17.63
Nangkor Central School	50.67	18.70
Nganglam Higher Secondary School	40.66	19.74
Pema Gatshel Middle Secondary School	43.65	19.20
Yelchen Central School	46.60	19.49
Yurung Central School	46.23	17.87
Dashiding Higher Secondary School	43.86	17.92
Dechentsemo Central School	50.46	19.30
Kabesa Middle Seondary School	51.06	18.47
Khuruthang Middle Secondary School	37.46	18.15
Punakha Central School	49.36	19.24
Tashidingkha Middle Secondary School	42.73	17.48
Ugyen Academy Higher Secondary School	60.60	19.58
Garpawong Middle Secondary School	41.86	19.49
Gomdar Central School	52.39	19.47
Jomotshangkha Middle Secondary School	53.73	19.45
Karmaling Higher Secondary School	41.41	17.68
Martshalla Middle Secondary School	51.69	18.90
Minjiwoong Central School	44.97	19.06
Orong Higher Secondary School	35.26	19.17
Phuntshothang Middle Secondary School	45.71	19.38
Samdrup Jongkhar Middle Secondary School	51.84	19.22
Dorokha Central School	38.21	18.58
Gomtu Middle Secondary School	48.10	18.08
Peljorling Higher Secondary School	42.47	18.36
Samtse Higher Secondary School	43.95	17.39
Tendruk Central School	44.07	18.85
Yoeseltse Middle Secondary School	35.89	16.75
Gelephu Higher Secondary School	48.91	18.39
Norbuling Central School	44.42	19.02
Pelrithang Middle Secondary School	42.88	19.10
Sarpang Central School	48.07	18.90
Babesa Middle Secondary School	43.10	18.80
Changangkha Middle Secondary School	48.40	19.25
Dechenchoeling Higher Secondary School	47.56	19.67
Dr.Tobgyel School	57.55	19.52



SCHOOL	MATHEMATICS	
	TH	CA
Druk School	55.90	17.62
Khasadrapchu Middle Secondary School	52.63	18.19
Kuzuchen Middle Secondary School	50.61	19.17
Loseling Middle Secondary School	47.98	19.17
Lungtenzampa Middle Secondary School	47.30	18.11
Motithang Higher Secondary School	44.62	18.93
Pelkhil Higher Secondary School	41.27	18.29
Wangbama Central School	52.32	19.10
Yangchenphug Higher Secondary School	50.59	18.56
Zhilukha Middle Secondary School	46.32	17.52
Bartsham Central School	48.55	19.18
Dungtse Central School	41.61	18.65
Gongthung Middle Secondary School	46.63	18.88
Jampeling Higher Secondary School	46.47	19.34
Jigme Sherubling Central School	46.56	19.31
Radhi Middle Secondary School	51.40	19.52
Ranjung Central School	50.23	19.77
Thrimshing Central School	52.21	19.24
Trashigang Middle Secondary School	43.97	17.37
Trashitse Higher Secondary School	47.63	18.75
Udzorong Central School	36.96	18.98
Bayling Central School	44.36	18.88
Ramjar Middle Secondary School	45.02	19.58
Tsenkarla Central School	46.90	17.68
Samcholing Middle Secondary School	36.65	18.79
Sherubling Central School	46.34	18.42
Taktse Higher Secondary School	39.68	16.85
Tshangkha Central School	53.18	18.00
Damphu Central School	42.73	18.15
Mendregang Central School	44.37	18.73
Bajothang Higher Secondary School	44.84	18.62
Gaselo Central School	47.87	16.72
Phobjikha Central School	52.97	18.08
Samtengang Central School	41.27	19.72
Buli Central School	50.79	19.13
Sonamthang Central School	38.03	18.48

SCHOOL	MATHEMATICS	
	TH	CA
Yebilaptsa Middle Secondary School	40.08	19.47
Zhemgang Central School	45.07	19.29

HISTORY CIVICS AND GEOGRAPHY

SCHOOL	HISTORY		GEOGRAPHY	
	TH	CA	TH	CA
Chumey Middle Secondary School	42.44	17.91	46.46	19.47
Jakar Higher Secondary School	43.23	19.24	46.59	18.56
Tang Central School	42.22	18.92	42.90	18.94
Ura Central School	36.15	19.00	40.95	18.30
Chapcha Middle Secondary School	37.11	17.92	44.52	19.32
Chukha Central School	36.56	18.91	35.74	18.17
Chumigthang Middle Secondary School	33.14	18.71	38.95	18.71
Darla Middle Secondary School	41.46	18.96	46.04	18.76
Gedu Higher Secondary School	44.98	18.84	40.47	17.88
Kamji Middle Secondary School	34.01	18.72	34.80	19.20
Pakshikha Central School	35.73	19.94	36.17	19.99
Phuentsholing Higher Secondary School	36.74	18.39	41.37	17.50
Phuentsholing Middle Secondary School	39.42	18.45	41.72	18.65
Sonamgang Middle Secondary School	37.35	19.78	40.87	19.05
Wangchuk Middle Secondary School	42.01	16.86	41.89	18.03
Daga Higher Secondary School	38.12	18.73	42.65	19.09
Dagapela Middle Secondary School	41.99	18.77	49.36	18.68
Drukjegang Higher Secondary School	35.55	18.90	36.94	19.03
Gesarling Central School	39.35	19.49	40.85	18.94
Lhamoyzingkha Middle Secondary School	40.54	19.14	41.27	18.81
Bjishong Cental School	42.77	19.22	45.40	19.20
Chungdu Central School	40.07	17.79	47.01	18.67
Gongzim Ugyen Dorji Higher Secondary School	37.38	18.64	42.40	18.41
Autsho Central School	30.14	19.00	36.23	18.13
Lhuntse Higher Secondary School	44.82	19.36	40.48	18.26
Minjey Middle Secondary School	41.70	19.35	41.30	19.87
Tangmachu Central School	34.21	19.77	42.04	18.87
Chaskhar Central School	36.98	18.27	35.43	18.77
Drametse Central School	43.12	17.82	43.46	18.79
Gyelpozhing Central School	38.17	18.80	39.23	19.73



SCHOOL	HISTORY		GEOGRAPHY	
	TH	CA	TH	CA
Kidheykhar Middle Secondary School	43.44	18.24	46.75	18.55
Mongar Higher Secondary School	40.77	19.34	45.37	19.46
Yadi Higher Secondary School	42.46	18.85	44.36	18.89
Bitekha Middle Secondary School	36.25	18.27	35.81	18.71
Drukgyel Central School	39.74	17.10	40.26	18.39
Khangkhu Middle Secondary School	40.17	17.67	46.81	18.08
Lango Middle Secondary School	35.90	18.68	37.89	18.76
Shaba Middle Secondary School	40.48	18.97	44.89	19.23
Shari Higher Secondary School	36.48	19.20	41.55	18.72
Utpal Higher Secondary School	36.74	18.89	33.61	17.70
Wanakha Central School	38.23	18.09	42.20	18.78
Nangkor Central School	39.78	18.87	43.18	18.70
Nganglam Higher Secondary School	37.45	19.31	42.74	19.49
Pema Gatsel Middle Secondary School	41.80	19.47	42.67	19.79
Yelchen Central School	38.22	19.25	35.01	19.10
Yurung Central School	36.13	17.84	39.75	17.48
Dashiding Higher Secondary School	40.85	18.27	48.36	18.62
Dechentsemo Central School	35.35	18.62	39.83	19.14
Kabesa Middle Secondary School	43.72	17.86	46.40	19.07
Khuruthang Middle Secondary School	39.28	17.85	45.99	18.17
Punakha Central School	45.71	19.17	47.11	19.19
Tashidingkha Middle Secondary School	37.06	18.36	39.54	18.78
Ugyen Academy Higher Secondary School	45.15	19.28	48.39	19.53
Garpawong Middle Secondary School	37.75	19.32	40.30	19.58
Gomdar Central School	35.70	18.59	43.53	18.89
Jomotshangkha Middle Secondary School	42.72	19.52	49.45	19.52
Karmaling Higher Secondary School	36.50	18.59	44.89	18.41
Martshalla Middle Secondary School	41.73	19.38	47.44	18.73
Minjiwoong Central School	35.91	18.91	42.07	18.53
Orong Higher Secondary School	31.75	17.27	33.31	17.81
Phunthothang Middle Secondary School	38.77	19.38	43.88	19.38
Samdrup Jongkhar Middle Secondary School	37.98	18.65	44.92	19.15
Dorokha Central School	33.03	18.56	36.08	16.87
Gomtu Middle Secondary School	37.82	17.69	43.81	18.30
Peljorling Higher Secondary School	37.40	19.20	39.47	19.22
Samtse Higher Secondary School	35.48	18.13	41.55	18.18

SCHOOL	HISTORY		GEOGRAPHY	
	TH	CA	TH	CA
Tendruk Central School	36.97	17.48	36.27	15.22
Yoeseltse Middle Secondary School	34.89	18.47	40.86	18.61
Gelephu Higher Secondary School	39.15	18.12	44.03	18.57
Norbuling Central School	37.27	19.02	42.22	18.99
Pelrithang Middle Secondary School	37.10	19.24	37.55	17.24
Sarpang Central School	39.89	18.68	48.24	19.15
Babesa Middle Secondary School	35.35	18.67	38.65	18.80
Changangkha Middle Secondary School	43.98	19.12	42.79	18.97
Dechenchoeling Higher Secondary School	38.80	18.91	46.48	18.82
Dr.Tobgyel School	46.79	19.48	51.45	19.38
Druk School	42.31	17.95	48.48	18.48
Khasadrapchu Middle Secondary School	44.46	18.17	49.97	17.82
Kuzuchen Middle Secondary School	38.75	19.67	41.19	19.72
Loseling Middle Secondary School	38.36	18.91	38.26	18.85
Lungtenzampa Middle Secondary School	43.06	18.30	41.87	18.17
Motithang Higher Secondary School	41.72	18.55	45.95	18.03
Pelkhil Higher Secondary School	35.53	18.69	35.61	18.69
Wangbama Central School	39.71	18.49	39.22	18.45
Yangchenphug Higher Secondary School	45.01	18.05	43.95	18.38
Zhilukha Middle Secondary School	39.60	17.29	39.99	17.99
Bartsham Central School	38.20	18.59	41.55	19.09
Dungtse Central School	35.90	19.38	39.21	18.72
Gongthung Middle Secondary School	37.22	19.41	42.13	19.55
Jampeling Higher Secondary School	42.45	19.35	50.08	18.97
Jigme Sherubling Central School	39.67	19.79	46.49	19.33
Radhi Middle Secondary School	43.78	19.24	45.22	19.36
Ranjung Central School	40.02	20.00	44.23	20.00
Thrimshing Central School	39.04	19.66	45.11	19.65
Trashigang Middle Secondary School	41.34	17.45	44.33	16.97
Trashitse Higher Secondary School	33.64	18.30	39.44	18.75
Udзорong Central School	30.76	18.43	36.46	18.50
Bayling Central School	38.44	18.80	44.13	19.24
Ramjar Middle Seondary School	39.58	18.74	41.66	18.78
Tsenkarla Central School	34.93	18.13	41.19	18.44
Samcholing Middle Secondary School	38.60	18.90	42.31	18.44
Sherubling Central School	41.95	18.19	49.24	18.37

SCHOOL	HISTORY		GEOGRAPHY	
	TH	CA	TH	CA
Taktse Higher Secondary School	29.04	17.59	32.46	18.24
Tshangkha Central Chool	47.92	17.92	48.76	18.08
Damphu Central School	41.64	18.65	46.74	19.12
Mendregang Central School	39.66	18.46	46.02	18.89
Bajothang Higher Secondary School	38.93	19.07	39.85	18.87
Gaselo Central School	38.04	17.20	39.55	16.77
Phobjikha Central School	44.72	17.32	45.05	18.38
Samtengang Central School	37.48	19.32	43.05	18.68
Buli Central School	39.13	18.32	43.12	18.39
Sonamthang Central School	37.79	18.28	37.92	19.15
Yebilaptsa Middle Secondary School	33.64	19.36	37.69	18.95
Zhemgang Central School	38.06	18.06	40.67	18.65

COMPUTER APPLICATIONS

SCHOOL	COMPUTER APPLICATIONS	
	TH + PRACT	CA
Chumey Middle Secondary School	56.51	19.36
Jakar Higher Secondary School	59.23	19.98
Tang Central School	56.19	19.29
Ura Central School	54.84	19.67
Chapcha Middle Secondary School	54.3	18.56
Chukha Central School	52.61	18.10
Chumigthang Middle Secondary School	43.38	18.90
Darla Middle Secondary School	57.26	19.67
Gedu Higher Secondary School	63.35	19.32
Kamji Middle Secondary School	39.9	19.16
Pakshikha Central School	53.42	20.00
Phuentsholing Higher Secondary School	54.1	18.21
Phuentsholing Middle Secondary School	57.06	17.37
Sonamgang Middle Secondary School	54.19	18.48
Wangchuk Middle Secondary School	58.62	18.32
Daga Higher Secondary School	56.99	19.27
Dagapela Middle Secondary School	58.49	19.04
Drukjegang Higher Secondary School	60.46	20.00
Gesarling Central School	55.81	19.09
Lhamoyzingkha Middle Secondary School	59.73	20.00

SCHOOL	COMPUTER APPLICATIONS	
	TH + PRACT	CA
Bjishong Cental School	59.05	19.18
Chungdu Central School	59.04	19.00
Gongzim Ugyen Dorji Higher Secondary School	61.28	19.00
Autsho Central School	49.54	18.62
Lhuntse Higher Secondary School	65.44	18.72
Tangmachu Central School	55.47	20.00
Chaskhar Central School	51.2	18.23
Drametse Central School	59.75	17.40
Gyelpozhing Central School	58.81	19.37
Mongar Higher Secondary School	60.4	19.25
Yadi Higher Secondary School	55.19	20.00
Bitekha Middle Secondary School	52.26	17.63
Drukgyel Central School	61.62	20.00
Khangkhu Middle Secondary School	64.19	16.85
Lango Middle Secondary School	50.07	18.70
Shaba Middle Secondary School	57.23	18.87
Shari Higher Secondary School	55.04	18.97
Utpal Higher Secondary School	52.69	18.78
Wanakha Central School	47.76	17.55
Nangkor Central School	60.15	18.71
Nganglam Higher Secondary School	58.65	19.99
Pema Gatshel Middle Secondary School	47.41	18.82
Yelchen Central School	60.37	19.38
Yurung Central School	53.83	17.80
Dashiding Higher Secondary School	56.84	18.05
Dechentsemo Central School	57.04	18.80
Kabesa Middle Seondary School	57.57	18.69
Khuruthang Middle Secondary School	54.05	19.33
Punakha Central School	51.6	18.72
Tashidingkha Middle Secondary School	54.04	19.06
Ugyen Academy Higher Secondary School	62.42	19.92
Garpawong Middle Secondary School	50.17	19.48
Gomdar Central School	58.01	19.35
Jomotshangkha Middle Secondary School	54.84	19.44
Karmaling Higher Secondary School	59.52	18.64
Martshalla Middle Secondary School	61.84	18.96



SCHOOL	COMPUTER APPLICATIONS	
	TH + PRACT	CA
Minjiwoong Central School	58.69	19.19
Orong Higher Secondary School	56.2	20.00
Phunthothang Middle Secondary School	59.92	20.00
Samdrup Jongkhar Middle Secondary School	59.08	19.74
Dorokha Central School	44.17	19.23
Gomtu Middle Secondary School	57.64	18.45
Peljorling Higher Secondary School	57.09	18.62
Samtse Higher Secondary School	53.94	19.13
Tendruk Central School	55.91	18.96
Yoeseltse Middle Secondary School	57.23	18.57
Gelephu Higher Secondary School	55.41	18.33
Norbuling Central School	56.86	18.65
Pelrithang Middle Secondary School	60.7	20.00
Sarpang Central School	60.57	19.20
Babesa Middle Secondary School	54.48	18.79
Changangkha Middle Secondary School	59.34	19.27
Dechhenchoeling Higher Secondary School	57.97	19.51
Dr.Tobgyel School	56.19	19.81
Druk School	48.45	19.00
Khasadrapchu Middle Secondary School	59.64	18.41
Kuzuchen Middle Secondary School	55.59	19.29
Loseling Middle Secondary School	62.81	19.41
Lungtenzampa Middle Secondary School	67.59	19.11
Motithang Higher Secondary School	65.94	19.21
Pelkhil Higher Secondary School	49.09	18.94
Wangbama Central School	53.75	18.49
Yangchenphug Higher Secondary School	66.48	18.52
Zhilukha Middle Secondary School	58.28	17.87
Bartsham Central School	63.41	19.65
Dungtse Central School	56.76	19.67
Gongthung Middle Secondary School	56.43	18.85
Jampeling Higher Secondary School	56.63	19.54
Jigme Sherubling Central School	58.73	19.82
Radhi Middle Secondary School	55.82	19.59
Ranjung Central School	63.06	20.00
Thrimshing Central School	58.07	19.45

SCHOOL	COMPUTER APPLICATIONS	
	TH + PRACT	CA
Trashigang Middle Secondary School	63.22	17.73
Trashitse Higher Secondary School	56.06	19.26
Udzorong Central School	53.32	18.85
Bayling Central School	57.09	18.75
Ramjar Middle Seondary School	54.84	20.00
Tsenkarla Central School	55.39	17.03
Samcholing Middle Secondary School	51.29	19.06
Sherubling Central School	58.36	19.10
Taktse Higher Secondary School	46.79	17.20
Tshangkha Central Chool	54.57	18.77
Damphu Central School	59.36	19.09
Mendregang Central School	62.97	19.25
Bajothang Higher Secondary School	55.01	19.27
Gaselo Central School	56.35	18.20
Phobjikha Central School	54.74	18.96
Samtengang Central School	56.16	19.89
Buli Central School	57.17	18.96
Sonamthang Central School	50.14	18.43
Yebilaptsa Middle Secondary School	52.32	19.11
Zhemgang Central School	61.08	19.16

SCIENCE

SCHOOL	PHYSICS		CHEMISTRY		BIOLOGY	
	TH	CA	TH	CA	TH	CA
Chumey Middle Secondary School	33.65	18.96	25.27	19.39	34.32	19.25
Jakar Higher Secondary School	32.69	19.59	33.74	19.12	35.39	19.58
Tang Central School	25.06	18.65	21.94	18.92	28.64	19.46
Ura Central School	31.15	19.00	31.16	18.45	31.69	18.60
Chapcha Middle Secondary School	31.31	18.47	26.49	18.28	31.47	18.18
Chukha Central School	26.29	18.24	20.98	18.45	30.67	18.10
Chumigthang Middle Secondary School	24.03	18.74	22.20	18.99	28.33	18.58
Darla Middle Secondary School	34.49	18.76	28.64	19.08	40.99	18.92
Gedu Higher Secondary School	35.09	18.39	30.88	18.29	36.99	18.25
Kamji Middle Secondary School	24.96	19.84	20.06	19.26	27.35	19.45
Pakshikha Central School	27.32	19.99	21.68	19.81	26.37	19.98
Phuentsholing Higher Secondary School	33.90	18.73	26.77	17.60	29.66	18.53



SCHOOL	PHYSICS		CHEMISTRY		BIOLOGY	
	TH	CA	TH	CA	TH	CA
Phuentsholing Middle Secondary School	34.47	18.39	26.98	18.87	31.65	18.16
Sonamgang Middle Secondary School	33.30	18.01	30.62	18.34	29.77	18.21
Wangchuk Middle Secondary School	29.98	19.17	22.47	17.30	31.84	17.58
Daga Higher Secondary School	28.93	19.09	23.22	19.16	31.84	19.28
Dagapela Middle Secondary School	35.03	18.49	24.77	18.48	32.37	18.82
Drukjegang Higher Secondary School	30.26	18.75	24.36	18.73	34.12	18.40
Gesarling Central School	34.75	19.01	34.14	18.83	35.51	19.54
Lhamoyzingkha Middle Secondary School	34.55	18.74	30.61	19.47	38.54	19.04
Bjishong Cental School	34.32	18.53	28.46	18.42	32.40	19.25
Chungdu Central School	30.69	18.17	29.39	17.26	36.93	17.88
Gongzim Ugyen Dorji Higher Secondary School	31.12	18.20	24.19	18.86	27.93	18.55
Autsho Central School	26.48	18.07	31.32	18.09	31.24	18.38
Lhuntse Higher Secondary School	37.47	18.80	32.41	19.16	37.86	19.06
Minjey Middle Secondary School	27.54	19.30	28.48	19.04	41.52	19.39
Tangmachu Central School	30.65	18.88	24.25	19.98	31.03	18.43
Chaskhar Central School	29.61	18.32	32.20	18.56	27.18	18.32
Drametse Central School	39.74	18.72	34.29	17.82	38.88	18.59
Gyelpozhing Central School	27.61	19.27	20.86	18.98	26.70	18.72
Kidheykhar Middle Secondary School	36.80	17.88	27.40	19.33	36.44	18.74
Mongar Higher Secondary School	33.51	19.28	23.00	18.89	35.83	19.01
Yadi Higher Secondary School	39.66	19.00	35.31	19.06	39.00	19.24
Bitekha Middle Secondary School	28.37	19.40	24.43	19.11	28.23	17.79
Drukgyel Central School	33.49	18.52	27.21	18.55	33.88	18.44
Khangkhu Middle Secondary School	35.95	18.02	30.37	18.59	42.64	17.14
Lango Middle Secondary School	30.82	18.14	21.69	18.63	31.65	19.32
Shaba Middle Secondary School	31.02	18.86	25.20	18.96	33.29	18.97
Shari Higher Secondary School	29.74	19.08	25.43	18.83	34.69	18.95
Utpal Higher Secondary School	31.07	18.56	28.13	18.67	34.06	18.93
Wanakha Central School	30.33	17.97	26.22	17.72	34.08	17.72
Nangkor Central School	35.01	18.88	30.08	19.19	33.67	19.58
Nganglam Higher Secondary School	27.19	19.82	21.90	19.32	34.47	19.59
Pema Gatsel Middle Secondary School	28.30	18.96	28.63	18.93	41.26	19.00
Yelchen Central School	26.67	19.27	20.22	19.38	32.44	19.43
Yurung Central School	30.62	17.39	28.85	17.65	34.76	18.15
Dashiding Higher Secondary School	31.92	17.73	26.26	17.73	35.34	18.47
Dechentsemo Central School	30.81	16.97	24.01	17.98	27.42	17.94
Kabesa Middle Seondary School	35.60	19.47	36.02	18.86	36.83	18.93

SCHOOL	PHYSICS		CHEMISTRY		BIOLOGY	
	TH	CA	TH	CA	TH	CA
Khuruthang Middle Secondary School	30.08	18.22	15.68	18.42	26.63	15.43
Punakha Central School	37.70	18.73	31.60	18.70	38.67	18.77
Tashidingkha Middle Secondary School	32.32	18.16	25.03	17.91	33.83	17.88
Ugyen Academy Higher Secondary School	38.25	19.86	34.67	20.00	36.05	19.39
Garpawong Middle Secondary School	28.72	19.41	23.67	19.26	32.93	19.17
Gomdar Central School	31.79	19.20	29.99	19.00	38.25	19.28
Jomotshangkha Middle Secondary School	40.17	18.64	30.41	18.75	43.61	18.93
Karmaling Higher Secondary School	32.91	18.09	29.91	17.95	32.55	16.64
Martshalla Middle Secondary School	30.82	17.66	23.73	18.05	30.09	17.72
Minjiwoong Central School	34.26	19.14	28.24	19.62	31.92	19.59
Orong Higher Secondary School	26.09	19.24	22.98	19.14	30.65	19.18
Phunthothang Middle Secondary School	36.21	19.54	32.35	19.77	35.35	18.58
Samdrup Jongkhar Middle Secondary School	37.02	18.97	28.19	18.84	35.40	18.57
Dorokha Central School	26.05	18.74	18.50	17.28	30.28	17.86
Gomtu Middle Secondary School	33.08	18.21	31.17	18.48	31.54	18.47
Peljorling Higher Secondary School	30.95	19.02	20.46	19.23	27.25	18.44
Samtse Higher Secondary School	33.84	17.75	28.07	17.45	32.34	17.75
Tendruk Central School	31.00	18.07	27.52	17.93	32.00	18.78
Yoeseltse Middle Secondary School	26.04	18.11	26.77	18.04	31.30	17.73
Gelephu Higher Secondary School	34.17	17.84	30.65	17.94	37.39	17.89
Norbuling Central School	32.03	18.37	22.18	18.30	32.59	18.18
Pelrithang Middle Secondary School	30.57	18.54	22.59	19.91	34.23	18.80
Sarpang Central School	32.43	18.74	27.08	18.90	30.32	19.65
Babesa Middle Secondary School	29.64	18.23	24.83	19.20	32.30	18.95
Changangkha Middle Secondary School	35.34	19.05	29.00	18.51	37.44	19.21
Dechenchoeling Higher Secondary School	29.59	19.50	23.39	19.39	32.19	19.24
Dr. Tobgyel School	44.14	19.57	41.64	18.86	44.14	18.95
Druk School	41.67	17.71	31.88	18.62	43.00	17.86
Khasadrapchu Middle Secondary School	38.55	17.73	28.79	17.49	37.92	18.18
Kuzuchen Middle Secondary School	32.75	19.50	21.03	19.44	26.22	19.44
Loseling Middle Secondary School	30.24	18.19	23.65	18.19	27.58	18.69
Lungtenzampa Middle Secondary School	33.97	17.98	28.21	18.10	35.84	18.17
Motithang Higher Secondary School	34.98	18.97	29.42	18.60	32.21	18.86
Pelkhil Higher Secondary School	30.94	18.74	26.36	18.66	31.10	18.86
Wangbama Central School	32.83	18.82	18.28	18.82	30.54	18.64
Yangchenphug Higher Secondary School	36.50	18.60	31.79	18.99	36.61	18.94
Zhilukha Middle Secondary School	37.18	18.69	32.98	17.75	38.01	17.09



SCHOOL	PHYSICS		CHEMISTRY		BIOLOGY	
	TH	CA	TH	CA	TH	CA
Bartsham Central School	31.76	18.32	28.60	18.70	34.18	18.88
Dungtse Central School	30.09	19.20	26.19	19.08	31.57	19.27
Gongthung Middle Secondary School	24.54	19.04	23.72	19.13	27.77	19.07
Jampeling Higher Secondary School	35.29	19.31	29.00	19.34	36.69	19.71
Jigme Sherubling Central School	35.83	19.75	29.62	19.65	33.81	19.68
Radhi Middle Secondary School	39.76	19.20	34.68	19.16	35.32	19.04
Ranjung Central School	36.27	19.87	30.66	19.27	37.95	19.86
Thrimshing Central School	39.24	19.10	41.25	19.14	39.32	19.33
Trashigang Middle Secondary School	34.29	17.74	27.18	17.68	30.97	18.13
Trashitse Higher Secondary School	31.97	18.20	26.16	18.15	29.68	18.66
Udzorong Central School	28.09	19.04	22.79	18.24	26.16	17.85
Bayling Central School	29.92	18.18	24.50	18.47	28.56	18.47
Ramjar Middle Secondary School	35.61	19.36	28.55	19.18	35.17	19.47
Tsenkarla Central School	35.29	17.55	28.51	17.88	37.27	17.73
Samcholing Middle Secondary School	34.71	18.71	25.66	18.85	32.01	18.76
Sherubling Central School	34.23	18.14	29.84	18.49	36.45	18.75
Taktse Higher Secondary School	30.02	18.32	25.43	18.41	24.48	18.34
Tshangkha Central School	40.52	17.92	28.16	17.76	38.52	18.44
Damphu Central School	32.07	18.16	25.16	18.83	37.44	18.83
Mendregang Central School	33.86	18.55	25.35	18.39	32.73	17.96
Bajothing Higher Secondary School	32.05	18.17	20.59	19.29	32.47	17.90
Gaselo Central School	32.78	17.24	27.97	18.18	29.91	17.04
Phobjikha Central School	32.01	16.67	28.48	17.98	38.00	17.75
Samtengang Central School	28.22	18.95	25.19	19.53	32.14	18.58
Buli Central School	39.01	19.47	29.59	18.39	34.70	17.90
Sonamthang Central School	29.32	19.10	24.24	18.99	32.85	18.77
Yebilapsa Middle Secondary School	30.20	18.91	27.44	18.83	32.29	19.18
Zhemgang Central School	31.53	18.91	26.64	18.21	34.11	18.85

ENVIRONMENTAL SCIENCE

SCHOOL	ENVIRONMENTAL SCIENCE	
	TH	CA
Jakar Higher Secondary School	60.29	19.80
Tang Central School	68.75	19.50
Ura Central School	65.78	19.11
Chapcha Middle Secondary School	50.86	18.17

SCHOOL	ENVIRONMENTAL SCIENCE	
	TH	CA
Chukha Central School	66.07	18.40
Chumigthang Middle Secondary School	55.44	18.76
Darla Middle Secondary School	53.41	18.44
Gedu Higher Secondary School	55.50	19.27
Kamji Middle Secondary School	50.71	19.20
Pakshikha Central School	45.01	20.00
Phuentsholing Middle Secondary School	53.60	19.15
Sonamgang Middle Secondary School	62.50	19.00
Wangchuk Middle Secondary School	55.81	18.81
Dagapela Middle Secondary School	63.00	19.10
Drukjegang Higher Secondary School	49.61	19.81
Gesarling Central School	55.67	20.00
Lhamoyzingkha Middle Secondary School	74.30	19.20
Bjishong Cental School	62.85	19.40
Chungdu Central School	58.31	18.67
Gongzim Ugyen Dorji Higher Secondary School	66.07	18.57
Autsho Central School	45.97	17.76
Lhuntse Higher Secondary School	55.62	19.23
Tangmachu Central School	57.34	18.69
Drametse Central School	65.25	18.25
Gyelpozhing Central School	58.07	19.66
Mongar Higher Secondary School	64.37	19.33
Yadi Higher Secondary School	67.60	20.00
Bitekha Middle Secondary School	52.08	18.84
Lango Middle Secondary School	61.00	19.50
Shaba Middle Secondary School	57.79	19.10
Shari Higher Secondary School	54.84	18.48
Nganglam Higher Secondary School	52.67	18.90
Pema Gatshel Middle Secondary School	65.46	19.29
Yurung Central School	53.64	18.25
Dashiding Higher Secondary School	62.21	18.94
Dechentsemo Central School	57.63	17.95
Khuruthang Middle Secondary School	66.22	18.22
Punakha Central School	60.69	18.46
Tashidingkha Middle Secondary School	55.61	18.28
Ugyen Academy Higher Secondary School	70.43	19.36



SCHOOL	ENVIRONMENTAL SCIENCE	
	TH	CA
Garpawong Middle Secondary School	57.09	19.36
Jomotshangkha Middle Secondary School	57.64	18.10
Karmaling Higher Secondary School	51.00	18.13
Martshalla Middle Secondary School	55.70	19.27
Orong Higher Secondary School	48.25	19.16
Samdrup Jongkhar Middle Secondary School	64.80	20.00
Dorokha Central School	46.50	19.16
Gomtu Middle Secondary School	61.00	18.50
Samtse Higher Secondary School	55.46	18.19
Tendruk Central School	37.05	18.50
Yoeseltse Middle Secondary School	56.05	18.87
Gelephu Higher Secondary School	61.21	18.90
Norbuling Central School	59.16	18.77
Pelrithang Middle Secondary School	51.22	19.74
Sarpang Central School	55.85	19.07
Babesa Middle Secondary School	52.67	19.13
Dechhenchoeling Higher Secondary School	54.08	19.54
Khasadrapchu Middle Secondary School	65.50	19.11
Kuzuchen Middle Secondary School	48.38	19.75
Loseling Middle Secondary School	57.13	19.05
Wangbama Central School	43.57	18.95
Yangchenphug Higher Secondary School	67.58	18.87
Bartsham Central School	57.29	18.74
Dungtse Central School	56.64	19.76
Gongthung Middle Secondary School	51.83	19.08
Jampeling Higher Secondary School	68.30	19.45
Jigme Sherubling Central School	55.85	19.38
Ranjung Central School	53.11	20.00
Trashigang Middle Secondary School	59.81	17.75
Trashitse Higher Secondary School	58.29	18.67
Udzorong Central School	50.50	18.87
Bayling Central School	56.45	17.89
Ramjar Middle Secondary School	53.22	19.52
Tsenkarla Central School	62.81	17.89
Samcholing Middle Secondary School	57.70	19.37
Sherubling Central School	56.50	19.27

SCHOOL	ENVIRONMENTAL SCIENCE	
	TH	CA
Taktse Higher Secondary School	55.22	19.56
Tshangkha Central Chool	66.50	18.00
Damphu Central School	53.62	18.69
Mendregang Central School	60.06	18.88
Bajothang Higher Secondary School	66.56	19.03
Gaselo Central School	60.42	17.64
Phobjikha Central School	57.52	18.52
Samtengang Central School	52.89	20.00
Buli Central School	53.20	19.07
Sonamthang Central School	54.08	20.00
Yebilaptsa Middle Secondary School	56.52	18.96
Zhemgang Central School	60.03	20.00

FOR HCG AND SCIENCE PAPERS GRADES ARE INTERPRETED AS FOLLOWS

History, Civics and Geography are two different papers and their grades are clubbed together. Similarly, the grades for science subjects: Physics, Chemistry and Biology are also clubbed together. These subjects are graded as follows:

GRADE	RANGE
A	80-100
B	66-79
C	56-65
D	40-55
E	0-39

4.12 BCSE 2016 NATIONAL TOPPERS

The national toppers of BCSE examination 2016 are as follows:



92.60%



Juben Rana
Samtse HSS



91.80%



Thinley Yidzin Wangden
Lungtenzampa MSS













91.40%



Karma Yangchen Tenzin
Lungtenzampa MSS

4.13 BCSE 2016 SUBJECT TOPPERS

SUBJECT	CANDIDATE DETAILS
English	 <p><i>Jamyang Selden</i> Changangkha MSS Marks Obtained: 88</p>
Dzongkha	 <p><i>Tenzin Chopel</i> Minjiwoong CS Marks Obtained: 91</p>
HCG	 <p><i>Sangita Rai</i> Lungtenzampa MSS Marks Obtained: 96</p>
Science	 <p><i>Tshering Yangzom Dorji</i> Changangkha MSS Marks Obtained: 96</p>
Mathematics	 <p><i>Karma Wangda Phuntshok</i> Lungtenzampa MSS Marks Obtained: 99</p>

SUBJECT	CANDIDATE DETAILS	
Economics		<p><i>Diktshya Sharma</i> Phuntsholing MSS Obtained: 96</p>
		<p><i>Juben Rana</i> Samtse HSS Marks Obtained: 97</p>
Computer Applications		<p><i>Azmir Tamang</i> Zhemgang CS Marks Obtained: 97</p>
		<p><i>Karma Yangchen Tenzin</i> Lungtenzampa MSS Marks Obtained: 97</p>
		<p><i>Thinley Yidzin Wangden</i> Lungtenzampa MSS Marks Obtained: 97</p>

SUBJECT**CANDIDATE DETAILS****Computer
Applications**

Phuntsho Dema
Lungtenzampa MSS
Marks Obtained: 97



Sangita Rai
Lungtenzampa MSS
Marks Obtained: 97

**Environmental
Science**

Kinley Gyeltshen
Bajothang HSS
Marks Obtained: 95



Bhuwan Sharma Koirala
Loseling MSS
Marks Obtained: 95

PUPIL PERFORMANCE REPORT

**LANGUAGE AND CULTURE
STUDIES CERTIFICATE
EXAMINATION 2016**

LCSCCE (X)

2016

CHAPTER 5: LANGUAGE AND CULTURE STUDIES CERTIFICATE EXAMINATION 2016

5.1 GENERAL INFORMATION

ENTERED			APPEARED			PASS			FAIL			ABSENT			PASS %		
TOT	M	F	TOT	M	F	TOT	M	F	TOT	M	F	TOT	M	F	TOT	M	F
87	26	61	84	26	58	80	23	57	4	3	1	3	0	3	95.24	88.46	98.28

Two institutes offered LCSCE X course in 2016:

- » School for Language and Culture Studies (SLCS) and
- » Dzongkha Development Training Institute (DDTI).

A total of 87 candidates from the above two centers were registered and 84 of them appeared the LCSCE 2016 Examination. Of the total candidates appearing the examination, 80 candidates, that is, 95.24% of them passed the examination.

5.2 OVER ALL PERFORMANCE BY GENDER

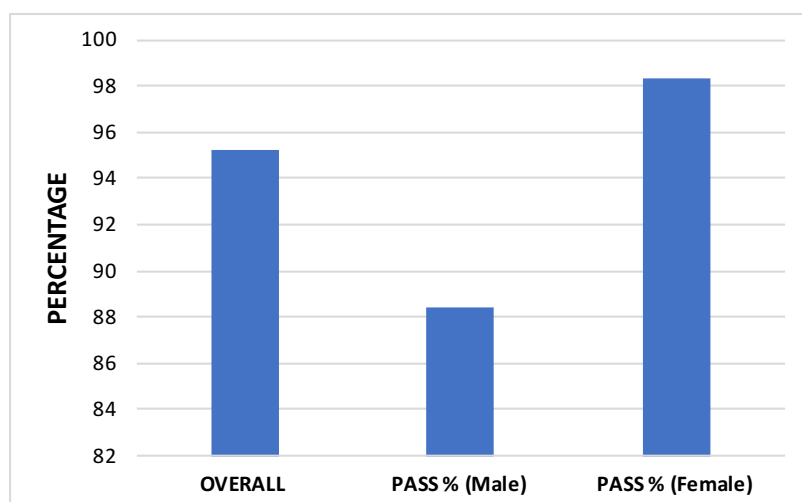


Figure 1 Gender performance

Of the 84 candidates, 26 were boys and 58 were girls. The pass percentage for boys is 88.46 % and 98.28% for girls.

5.3 OVERALL SUBJECT-WISE PERFORMANCE

SUBJECT	PASS			MEAN			STDEV		
	TOT	M	F	TOT	M	F	TOT	M	F
English	95.18	86.96	98.28	44.58	43.96	45.62	10.53	8.05	5.91
Dzongkha	100.00	100	100	70.77	71.50	70.45	14.86	9.46	16.53
Ngagden	100.00	100.00	100.00	65.45	72.31	62.38	16.90	13.87	16.67
Kane Selwai Melong	98.81	96.15	100.00	61.35	68.96	57.93	17.25	15.95	16.19
Nay Khor Namshay	97.62	100	96.55	57.58	65.42	54.07	15.87	12.92	15.22

SUBJECT	PASS			MEAN			STDEV		
	TOT	M	F	TOT	M	F	TOT	M	F
Khorday Lamsum	100.00	100.00		55.00	55.00				

LCSCE X candidates are required appear five subjects, Khorday Lamsum is offered as an optional subject in place of English.

In the subject wise performance, cent percent pass was recorded for Dzongkha,Ngaden and Khordey Lamsum.

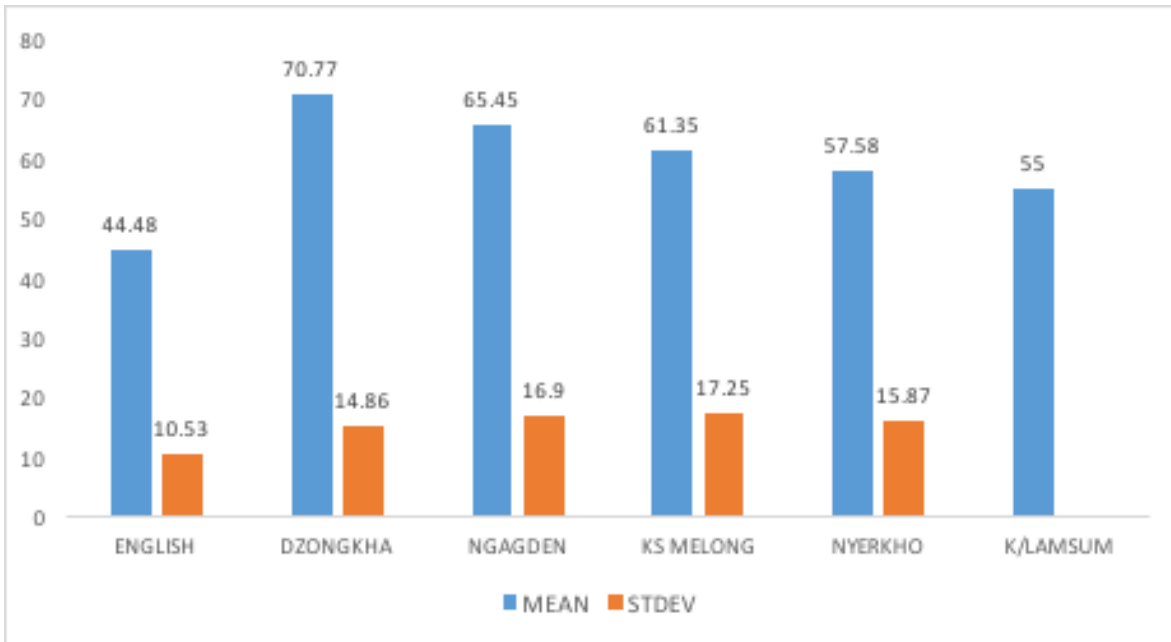


Figure 2 Subject-wise mean and standard deviation

Mean shows the average marks scored by the total number of candidates in the two schools. STDEV (Standard Deviation) tells us how much scores are moving away from the mean. If the STDEV is less, the mean score is consistent across the candidates.

Figure 2 shows the subject wise mean with standard deviation. The mean score for English is 44.48 with 10.53 as the STDEV which shows more consistency in the score compared to other schools. Consistent score in English shows that most of the candidates scored closer to the mean score. STDEV for the Khordey Lamsum is not reflected as there was only one candidate registered for the subject.

5.4 SCHOOL WISE PERFORMANCE IN VARIOUS SUBJECTS

All the three schools offer all the subjects, the table below shows school wise pass percentage, mean and standard deviation for these two schools:

SCHOOL	ENGLISH			DZONGKHA			NGAGDEN		
	PASS	MEAN	STDEV	PASS	MEAN	STDEV	PASS	MEAN	STDEV
SLCS	95.00	45.20	6.46	100.00	69.29	7.57	100.00	67.39	11.91
DDTI	95.35	45.05	6.71	100.00	72.19	19.23	100.00	63.60	19.74
SCHOOL	KANE SELWAI MELONG			NAY KHOR NAMSHAY			KHORDAY LAMSUM		

	PASS	MEAN	STDEV	PASS	MEAN	STDEV	PASS	MEAN	STDEV
SLCS	97.56	62.37	13.53	100.00	57.66	9.81	100.00	55.00	
DDTI	100.00	60.37	19.72	95.35	57.51	19.71			

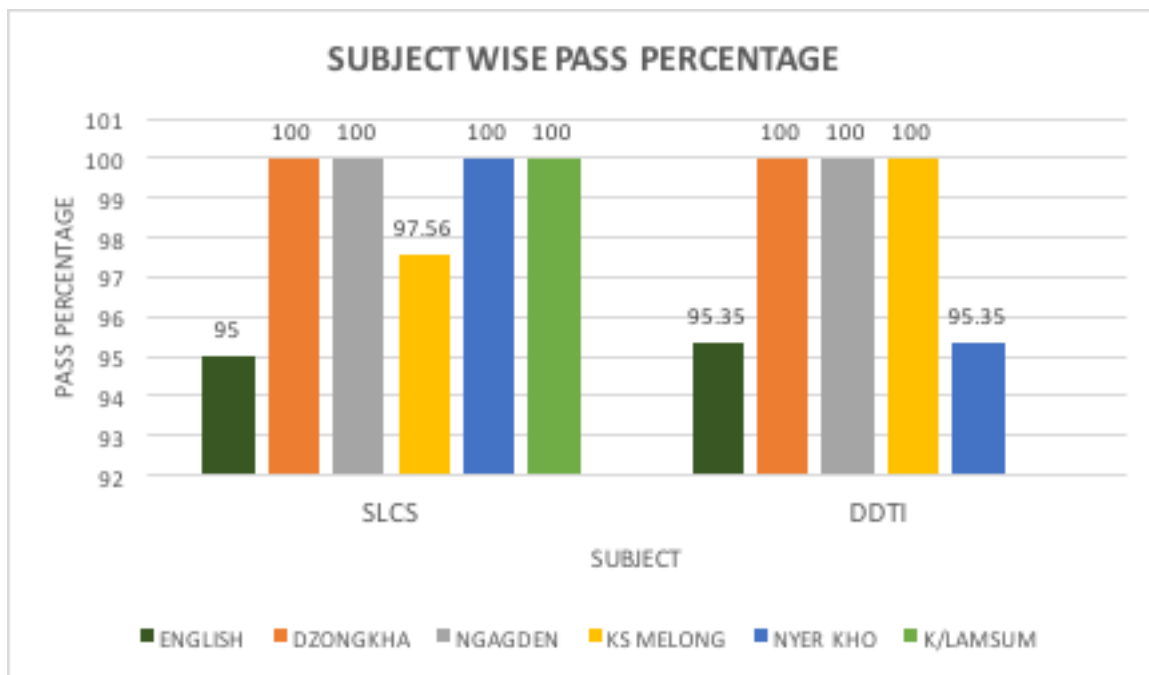


Figure 3 Subject-wise pass percentage

Figure 3 Shows the subject wise pass percentage of two schools offering LCSCE course. Cent percent performance was recorded for Dzongkha and Ngagden for both the centers. Khordey Lamsum is opted in place of English.

5.5 LCSCE PASS PERCENTAGE FOR THE PAST THREE YEARS

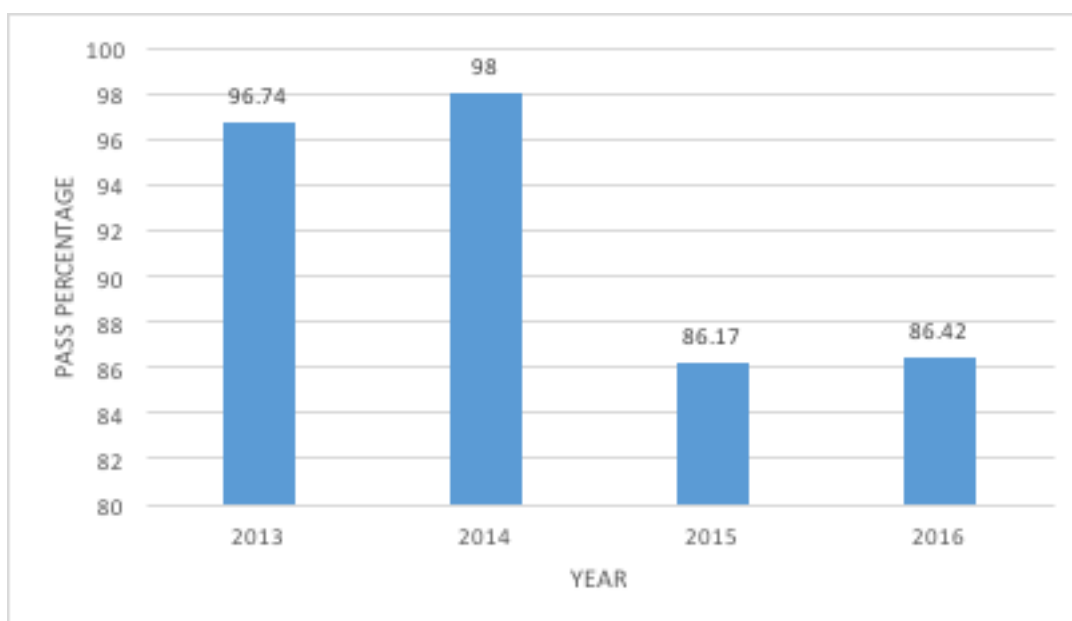


Figure 4 LCSCE pass percentages for past 3 years

The highest pass percentage was recorded in 2014 at 98% and dropped to 86.42 in the following year. In 2016 examination, pass percentage increased by 0.25%.

Three new subjects were replaced in 2015 after the revision of LCSCE curriculum, with English and Dzongkha remaining same in both old and new curriculum.

5.6 LCSCE-X TOPPERS

National topper for LCSCE 2016 is from Dzongkha Development Training Institute (DDTI) and the second and third from School for Language and Cultural Studies.



81.60%



Ugyen Dorji
DDTI



78.20%



Kinzang
SLCS



76.00%



Sonam Gyeltshen
SLCS

PUPIL PERFORMANCE REPORT

REPORT ON BCSE 2016 EXAMINATION

CHAPTER 6: REPORT ON 2016 BCSE EXAMINATION

6.1 CONDUCT OF BCSE EXAMINATION

There were 114 centres [110 government (48 higher secondary and 66 middle secondary) and 4 private schools)] registered for the BCSE examination.

The practical examination for Computer Application was conducted on 28th November 2016. The theory examinations were conducted from November 30th to December 13th 2016. Candidates appeared Environmental Studies examination for the first time.

The conduct of examinations were carried out by 110 Supervising Examiners supported by visiting examiners for the practical examinations and invigilators for the theory examinations.

The BCSEA officials, Dzongkhag Education Officials and Thromde Education officials extended support for the smooth and fair conduct of the examinations.

6.2 BCSE ANSWER SCRIPT MARKING PROCEDURE

The answer scripts marking for BCSE examinations was held at College of Science and Technology, Rinchending from January 10th 2017 to January 27th 2017.

There were 621 officials who took part in the management and marking of answer scripts (Answer Script Managers 41, Markers 506, Data Tabulators 64, Scanner 10)

The answer scripts are marked following the standard procedure at the marking camp:

ANSWER SCRIPTS MANAGEMENT

The sorting of answer scripts subject wise is conducted two days prior to marking. The papers go through a series of procedures to maintain the anonymity of the candidates and kept ready to hand them over to the chief markers.

MARKING

- » Discussion of model answers and marking schemes in subject groups;
- » Standardization of marking: marking of 5 sample papers by every individual marker except in Mathematics, Computer Studies and Science;
- » Markers mark the assigned questions allotted to them. Chief Markers and Subject Coordinators monitor and support the marking process;
- » Marked answer scripts then pass through the cross checkers in the marking room, who check the accuracy of marks awarded against each item and also cancel an extra item attempted, if any;
- » The marks for each question and sub parts on the cover page are totaled and entered in the designated space by a marker assigned to do this;
- » The total marks are then entered in the Marks Tabulation Form by mark tabulator;

- » Chief Marker further re-evaluates the marked answer scripts randomly; and
- » Marked answer scripts are compiled in ascending order and the total marks further cross-checked against the Marks Tabulation Form and submitted to the Answer Script management.

DATA TABULATION

1. Data tabulators enter the marks item-wise and subject-wise;
2. Errors if any are rectified in consultation with the chief marker;
3. Data tabulators further cross check the entered marks with the Marks Tabulation Form; and
4. Final crossed checked answer scripts are returned to Answer Script Management for packing and appropriate labelling.
5. The marking camp activities for December 2016 examinations went smoothly. Some of the new initiatives of BCSEA were:
 - » Barcodes were incorporated on the cover page of the question cum answer script booklet. This has helped maintain confidentiality and promote fair marking ; and
 - » Marked answer scripts were all scanned and made easily accessible for the clerical recheck. This also eased the problem of paper storage.

DECLARATION OF RESULTS

After having completed the required formalities, the results of BCSE (X) and LCSCE (X) were declared on February 7, 2017 through a press release.

ལེའུ་ཅེ པ། འབྲུག་འབྲིང་རིམ་གོང་མའི་ཤེས་ཡོན་ལག་ཁྱེར་ཚོས་རྒྱལ་གྱི་སློབ་ལྷན། ༢༠༡༦

༤.༡ འབྲུག་འབྲིང་རིམ་གོང་མའི་ཤེས་ཡོན་ལག་ཁྱེར་ཚོས་རྒྱལ་གྱི་འབྲེན།

སྤྱི་ལོ་༢༠༡༦ ལོ་ལུ་ཚོས་རྒྱལ་ལྟེ་བ་ལེ གིས་(གཞུང་གི་སློབ་གྲྭ་༣༩ སྐར་གྱི་སློབ་གྲྭ་༡༧) འབྲུག་འབྲིང་རིམ་གོང་མའི་ ཤེས་ཡོན་ལག་ཁྱེར་ཚོས་རྒྱལ་གྱི་དོན་ལུ་ཐོ་བཀོད་འབད་ཡི།

ལག་ལེན་དངོས་བསྟར་ཚོས་རྒྱལ་ལྟེ་བ་ལེ འབྲེན་རྒྱལ་གྱི་ཉེ་མ་འགོ་འབྲེན་འཐབ་ཅི། དེ་ཡང་ས་ཆ་རིག་པ། ཚན་རིག། ཕྱི་སྐད་རིག་དང་སློབ་རིག་སློབ་སྦྱོང་གི་ཚོས་ཚན་ཚུ་སྤྱི་ཚོས་༡༧-༢༤/༡༡/༢༠༡༦ གི་ནང་འཁོད་ལུ་འགོ་འབྲེན་འཐབ་ཅི།

དེ་ལས་འབྲེན་རྒྱལ་ལྟེ་བ་ལེ སྤྱི་ཚོས་༣༠/༡༡/༢༠༡༦ ལས་ འགོ་བཙུགས་ཏེ་སྤྱི་ཚོས་༡༣/༡༢/༢༠༡༦ གི་ནང་འཁོད་འགོ་ འབྲེན་འཐབ་ཡོད། ཚོས་ཚན་ བན་རྒྱུད་དང་ བཟའ་སྦྱོང་ཉེན་སྲུང་གི་སོ་ནམ་ཚོས་ཚན་ལེན་མི་ མི་ངོས་ཚུ་ལུ་དུས་ཅི་ ཚོས་རྒྱལ་ལྟེ་བ་ལེ འགོ་དང་པ་ འགོ་འབྲེན་འཐབ་ཅི།

ཚོས་རྒྱལ་ལྟེ་བ་ལེ་ཞིབ་ཞིབ་དང་ འབྲེན་ཉམས་འབད་འགོ་འབྲེན་འཐབ་ནི་དོན་ལུ་ བཀོད་དཔོན་1༡༡༠ གིས་འགོ་འཁྲིད་ ཐོག་ལུ་ ལག་ལེན་དངོས་བསྟར་ཚོས་རྒྱལ་ལྟེ་བ་ལེ ལྷ་སྐར་བརྟུན་དབྱེད་པ་ཚུ་གིས་རྒྱབ་སྐྱོར་ཐོག་ལས་དང་ འབྲེན་རྒྱལ་ལྟེ་བ་ལེ འདི་ཚོས་རྒྱལ་ལྟེ་བ་ལེ དམ་པ་ཚུ་གིས་རྒྱབ་སྐྱོར་དང་འགན་ཁུར་འབག་སྟེ་འགོ་འབྲེན་འཐབ་ཅི། འདི་ནང་ འབྲུག་གི་སློབ་གྲྭ་ལེ ཚོས་རྒྱལ་ལྟེ་བ་ལེ བརྟུན་

ཞིབ་ཚགས་སྒྲིའི་ འགན་འཛིན་པ་ཚུ་དང་ རྫོང་ཁག་དང་ ཁྲོམ་སྒྲིའི་ཤེས་རིག་འགོ་དཔོན་ཚུ་ གིས་ རྒྱབ་སྐྱོར་ག་དེ་མང་མང་བྱིན་ ཚུགས་ཅི། །

༤.༢ འབྲུག་འབྲིང་རིམ་བར་མའི་ ཤེས་ཡོན་ལག་ཁྲེར་ཚོས་རྒྱགས་ཀྱི་ ལན་ཤོག་དབྱེ་ཞིབ་དང་ ལན་ཤོག་ དབྱེ་ཞིབ་ཀྱི་ བྱ་སྐྱོའི་རིམ་པ།

འབྲུག་འབྲིང་རིམ་བར་མའི་ ཤེས་ཡོན་ལག་ཁྲེར་(X)པའི་ ལན་ཤོག་དབྱེ་ཞིབ་ཀྱི་ལཱ་འདི་ རིན་ཆེན་སྤྲིངས་ ཚན་རིག་དང་ འཕུལ་ རིག་ མཐོ་རིམ་སློབ་གྲུའི་ནང་ལུ་འབད་ སྤྱི་ཚེས་༡༠/༠༡/༢༠༡༧ ལས་ འགོ་བཙུགས་ཏེ་ སྤྱི་ཚེས་༢༧/༠༡/༢༠༡༧ གྱི་ནང་འཁོད་ འགོ་འདྲེན་འབབ་ཅི།

འདི་ནང་ ལན་ཤོག་འཛིན་སྐྱོང་པ་༤༡ ། དབྱེ་ཞིབ་པ་༥༠༤ ། གནས་སྤྱད་བཀོད་མི་༤༤ ། ལན་ཤོག་ གློག་རིག་ཐོག་ པར་ལོག་ རྒྱབ་མི་༡༠ བཅས་ ལཱ་འབད་མི་ ཡོངས་བསྟོམས་༤༢༡ གིས་ འབྲེལ་གཏོགས་འབད་ཡོད་པ་ཨིན།

ལན་ཤོག་དེ་ཚུ་ དབྱེ་ཞིབ་གནས་སྐར་ནང་ལུ་འབད་ གཤམ་གསལ་དབྱེ་ཞིབ་ཀྱི་ གནས་ཚད་ བྱ་སྐྱོའི་རིམ་པ་དང་འབྲེལ་ཏེ་ དབྱེ་ ཞིབ་འབད་མ་ཨིན།

ལན་ཤོག་འཛིན་སྐྱོང་།

དབྱེ་ཞིབ་ཀྱི་ལཱ་ འགོ་མ་བཙུགས་པའི་ ཉིན་མོ་གཉིས་ཀྱི་ཉེ་མ་ལས་ ལན་ཤོག་འཛིན་སྐྱོང་པ་གིས་ ལན་ཤོག་ཚུ་ ཚོས་ཚན་དང་ འབྲེལ་ཏེ་ ཁ་དབྱེ་སྟེ་ བཞག་ཞིན་མ་ལས་ གོ་རིམ་བཞིན་ ལན་ཤོག་འཛིན་སྐྱོང་གི་ བྱ་སྐྱོའི་རིམ་པ་གར་འབད་དེ་ ག་འགྲིགས་ བཟོ་ཞིན་མ་ལས་ དབྱེ་ཞིབ་འབད་བཙུག་ནི་གི་དོན་ལུ་ དབྱེ་ཞིབ་གཙོ་འཛིན་ལུ་ ཕྱིས་སྤོད་པ་ཨིན།

དབྱེ་ཞིབ་འབད་ཐངས།

- ཚོས་ཚན་གྱི་སྡེ་ཚན་ནང་ལུ་ དཔེ་སྟོན་ལན་ཤོག་དང་ སྐྱགས་ཀྱི་ཚད་གཞི་ཚུ་གི་སྐོར་ལས་ གོ་བསྐྱར་འབད་དེ་ ཐག་བཅད་ དགོ།
- སྡེ་ཚན་འགོ་དཔོན་དབྱེ་ཞིབ་ཀྱི་ བྱ་རིམ་འདི་ ལན་ཤོག་ལཱ་ལེན་ཏེ་ དབྱེ་ཞིབ་པ་རེ་རེ་བཞིན་གྱིས་ དབྱེ་ཞིབ་ཀྱི་སྐྱོང་བ་ གནས་ ཚད་དང་ལྡན་མ་འབད་ མཐིལ་ཕྱིན་འབད་མ་ཨིན། དེ་འབད་མེད་ ཕྱིས་དང་ གློག་རིག་ ཚན་རིག་གི་ཚོས་ཚན་ གསུམ་ འབད་མི་དགོ།
- དབྱེ་ཞིབ་པ་ཚུ་གིས་ རང་ལུ་ཐོབ་པའི་ ཇི་བའི་ལན་རྒྱུང་མ་གཅིག་ དབྱེ་ཞིབ་འབད་དགོ། དབྱེ་ཞིབ་པ་ཚུ་གིས་ ལན་ཤོག་དབྱེ་ ཞིབ་འབད་བའི་སྐབས་ དབྱེ་ཞིབ་གཙོ་འཛིན་དང་ ཚོས་ཚན་འགོ་འདྲེན་པ་གིས་ ལམ་སྟོན་དང་ ལྷ་རྟོག་འབད་མ་ཨིན།
- དབྱེ་ཞིབ་འབད་སའི་ ཁང་མིག་ནང་ལུ་ དབྱེ་ཞིབ་འབད་ཚར་མི་ལན་ཤོག་ཚུ་ བདེན་དཔུང་པ་ལུ་སྤོད་པ་ཨིན། བདེན་དཔུང་པ་ གིས་ སྐྱགས་ཚད་དང་འབྲེལ་ཏེ་ ཉན་ཉན་འབད་ བཀོད་རྒྱུག་ག་ཚུ་ བལྟམ་ཨིན། གཞན་ལང་ ཇི་བའི་ལན་ཐེབས་བྲིས་ཏེ་ ཡོད་པ་ཅིན་ དེ་ཚུ་ཚམེད་གཏང་ནི་ ལ་སོགས་པ་ཚུ་ བདེན་དཔུང་འབད་ཞིན་མ་ལས་ འཛོལ་བ་རེ་མཐོང་པ་ཅིན་ དེ་ཚུ་དབྱེ་ ཞིབ་པ་དང་ མཉམ་འབྲེལ་ཐོག་ ཏུ་མཐུན་བཟོ་མ་ཨིན།
- དབྱེ་ཞིབ་པ་ཚུ་གིས་ ཇི་བའི་རེ་བཞིན་གྱི་ ཚམས་ཀྱི་སྐྱགས་ཚུ་བསྟོམས་ཏེ་ ལན་ཤོག་གི་ཕྱི་ཤོག་གུ་ ཡོངས་བསྟོམས་བཀོད་

PUPIL PERFORMANCE REPORT

REPORT ON CLERICAL RE-CHECK

CHAPTER 7: REPORT ON CLERICAL RE-CHECK

7.1 BHSEC (12) EXAMINATION 2016

The clerical re-check applications for BHSEC candidates were accepted by BCSEA till February 15, 2017. Recheck application were received for a duration of fifteen days. There was a total of 278 applicants with a total of 553 papers. The details of which are given below:

SL. NO.	SUBJECT / PAPER	NO. OF PAPERS
1.	English I	101
2.	English II	112
3.	Dzongkha I	31
4.	Dzongkha II	33
5.	Rigzhung	1
6.	History	12
7.	Geography	6
8.	Economics	22
9.	Commerce	13
10.	Accountancy	11
11.	Maths	64
12.	Physics	29
13.	Chemistry	62
14.	Biology	35
15.	Computer Studies	1
16.	Business Mathematics	19
17.	Media Studies	1
	TOTAL PAPERS	553

The clerical re-check is coordinated by controller of examinations and carried out by subject coordinators.

On screen clerical recheck of the scanned answer scripts were carried out in the following steps:

6. that the bar code scanner scanned the index number of the candidate from the scanned soft copy of the answer script;
7. that the index number matched with the alternate number of the candidate;
8. that all parts of the answer-scripts booklets have been marked;
9. that the marks for each sub-part/question have been correctly totaled;

10. that the total marks for these sub-part/question have been correctly transferred to the front page of the answer script booklet;
11. that the marks on the front page have been correctly totaled and;
12. that any moderation adjustments, if applicable, have been correctly applied;
13. that the correct marks from the Mark Tabulation Form have been correctly entered in the Result Processing System;
14. that the other components for the result like Project Work and Paper 2 marks have been correctly incorporated in the Result Processing System for the BHSEC recheck applicants and they have not been awarded a '0' (zero) in their external marks;
15. that the changes in the result are incorporated in the result processing system.

From the total of 278 clerical recheck applicants, there was a change only for one candidate in Dzongkha II.

The recheck results were announced on February 17, 2017 in print media and BCSEA website.

སྤྱི་ལོ་ ༢༠༡༤ ལོའི་འབྲུག་འབྲིང་རིམ་གོང་མའི་ཤེས་ཡོན་ལག་ཁྱེར་ཚོས་རྒྱགས་ཀྱི་ ལན་ཤོག་བསྐྱར་ཞིབ་སྟན་ལྷན་ཁྲུང་གི་

འབྲུག་འབྲིང་རིམ་གོང་མའི་ མི་ངོམ་ཚུ་གི་ལན་ཤོག་བསྐྱར་ཞིབ་འདི་ འབྲུག་གི་སློབ་གྲྭའི་ཚོས་རྒྱགས་དང་བརྟག་ཞིབ་ཚོགས་སྡེ་གིས་ སྤྱི་ཚེས་ ༡༥/༢/༢༠༡༧ ཚུན་ཉིན་གྲངས་ ༡༥ གི་རིང་ ལྷ་ཡིག་བཙུག་ཞིའི་དུས་ཚོད་བྱིན་ཡི། དེ་བསྐྱར་ལྷ་ཡིག་བཙུགས་མི་ ཡོངས་ བསྟོན་མཁའ་མི་གྲངས་ ༢༧༥ དང་ ལན་ཤོག་བསྐྱོམས་ ༥༥༩ ལྟོད་པའི་ཁ་གསལ་འོག་ལུ་བཀོད་དོ་བཟུམ་ཡིན།

ཨང་	ཚོས་ཚན་ / ཇི་ཤོག།	ཇི་ཤོག་གི་གྲངས།
༡	ཨིང་སྐད་ ༡ པ།	༡༠༡
༢	ཨིང་སྐད་ ༢ པ།	༡༡༢
༣	ཚྲོང་ཁ་ ༡ པ།	༣༡
༤	ཚྲོང་ཁ་ ༢ པ།	༣༣
༥	རིག་གཞུང།	༡
༦	འབྲུང་རབས།	༡༢
༧	ས་ཆ་རིག་པ།	༡༢
༨	དཔལ་འབྱོར་རིག་པ།	༢༢
༩	ཚོང་རིག་	༡༣
༡༠	རྩིས་རིག་	༡༡
༡༡	ཨང་རྩིས།	༤༤
༡༢	དངོས་ཁམས་རིག་པ།	༢༩

ཨང་	ཚུལ་ཚུལ་ / ངེལ་གྲུབ་	ལྷན་སྐྱེས་ཀྱི་གྲངས།
༡༩	རྩིས་འབྲུག་རིག་པ།	༡༠༡
༢༠	སྐྱེ་ལྷན་རིག་པ།	༡༡༩
༢༡	སྐྱོག་རིག་སློབ་སྦྱོང་།	༩༡
༢༢	ཚོང་རྩིས།	༡༠༡
༢༣	བདུ་རྒྱུད་	༡༡༩
	ཡོངས་བསྟོར་མཐུན་པ།	༥༥༩

- ལན་ཤོག་བསྐྱར་ཞིབ་ཀྱི་ལུ་འདི་ཚེས་རྒྱུགས་འགོ་འཛིན་གྱི་འགོ་འཁྲིད་འོག་ལུ་ཚུལ་ཚུལ་འགོ་འཛིན་པ་ཚུ་གིས་བསྐྱར་ཞིབ་འབད་ཡི།
- མཐོང་བྱུང་ཐོག་ལུ་འབད་ལན་ཤོག་ཚུ་ བར་ལོག་བཏབ་པའི་མཉམ་ཚུ་ཚུ་འོག་གི་བྱ་རིམ་བཞིན་བསྐྱར་དཔུང་འབད་ཡི།
- ༡ བར་ལོག་འཕུལ་ཆས་ཀྱིས་ལན་ཤོག་གུ་ཐིག་ཡིག་ནང་བཀོད་ཡོད་པའི་མི་ངོམ་གྱི་ངོ་རྒྱལ་ཨང་ཚུ་ བར་ལོག་ལེན་ཡི།
- ༢ རོ་རྒྱལ་ཨང་ཚུ་མི་ངོམ་གྱི་ཚབ་ཨང་དང་མཐུན་སྒྲིག་འབད་ཡི།
- ༣ ལན་ཤོག་གི་ངོ་བའི་ཆ་ཤས་ག་ར་ལུ་ཞིབ་དཔུང་འབད་ཅུག་ག་བཟུ་ཡི།
- ༤ ལན་ཤོག་གི་ངོ་བའི་ཆ་ཤས་ག་ར་ལུ་ཞིབ་དཔུང་འབད་བའི་སྐྱུགས་ཚུ་ བཀོད་ཅུག་ག་བཟུ་ཡི།
- ༥ ལན་ཤོག་གི་ངོ་བའི་ཆ་ཤས་ག་ར་ལུ་ཞིབ་དཔུང་འབད་དེ་སྐྱུགས་ཚུ་ ངོ་ལན་དེ་བ་རྒྱུད་གི་གདོང་ཤོག་གུ་བཀོད་ཅུག་ག་བཟུ་ཡི།
- ༦ ངོ་ལན་ལན་དེ་བ་རྒྱུད་གི་གདོང་ཤོག་གུ་བཀོད་པའི་སྐྱུགས་ཚུ་གི་གི་བསྟོན་ཅུག་ག་བཟུ་ཡི།
- ༧ ཞིབ་དཔུང་དང་གནས་ཚད་བཟུག་དཔུང་འབད་མི་གིས་བདེ་ཞིབ་དང་དག་བཅོས་འབད་དགོ་ག་ཅི་ར་ཡོད་རུང་བསྐྱར་བཅོས་འབད་ཡི།
- ༨ སྐྱུགས་ཐོ་བཀོད་ཁམ་གྱི་སྐྱུགས་ཚུ་ག་ཨིན་མཐུན་གྱི་ སྐྱུགས་ཐོ་བཀོད་འབྲུག་འཛུགས་འཕུལ་རིམ་ལུགས་(RPS)ནང་ ལྷག་ཚད་མེད་པར་བཀོད་ཅུག་ག་ བཟུ་ཡི།
- ༩ འབྲུག་འབྲིང་རིམ་གོང་མའི་ཤེས་ཡོན་ལག་ཁྲུང་ཚུལ་རྒྱུགས་ཀྱི་སྐྱུགས་ཀྱི་དབྱེ་བ་ དཔེར་ན་ལས་འགུལ་དང་ལྷན་ཤོག་གཉིས་པའི་སྐྱུགས་ཚུ་ སྐྱུགས་ཐོ་བཀོད་འབྲུག་འཛུགས་འཕུལ་རིམ་ལུགས་ནང་(RPS) ཅུས་མཐུན་དང་མཉམ་འབྲེལ་འབད་བཀོད་ཅུག་ག་དང་བསྐྱར་ཞིབ་ཀྱི་ལུ་ཡིག་བཅུགས་མི་མི་ངོ་ཚུ་ལུ་ཅུས་ཚུ་དབྱེ་ཞིབ་ཀྱི་སྐྱུགས་`0`འབད་ མ་ལུས་ག་དང་ གིག་གི་འབད་བཀོད་ཅུག་ག་ཚུ་བཟུ་ཡི།
- ༡༠ སྐྱུར་བཅོས་ཡོད་པ་ཅིན་སྐྱུགས་འབྲུག་ཚུ་ སྐྱུགས་ཐོ་བཀོད་འབྲུག་འཛུགས་འཕུལ་རིམ་ལུགས་(RPS)ནང་བཅུགས་ཏེ་ ཅུས་མཐུན་བཅོས་ཨིན།
- ༡༡ ཡོངས་བསྟོར་མི་ངོམ་ ༢༢༢ ཀྱི་ལན་ཤོག་བསྐྱར་ཞིབ་ཀྱི་དོན་ལུ་ལུ་ཡིག་བཅུགས་ས་ལས་ མི་ངོམ་གཅིག་གི་རྒྱུང་ལ་གཉིས་པའི་ནང་འགྱུར་བ་འབྱོར་ཡི།
- ༡༢ ལན་ཤོག་བསྐྱར་ཞིབ་ཀྱི་སྐྱུགས་འཛུགས་འདི་སྤྱི་ཚེས་ ༡༧/༢/༢༠༡༧ ལུ་ བདུ་རྒྱུད་དང་ ཡིག་ཚང་གི་ཡོངས་འབྲེལ་སྐྱོག་རིག་ཐོག་ལས་ཁྲུབ་བསྐྱུགས་འབད་ཡི།

7.2 BCSE (10) EXAMINATION 2016

The clerical re-check applications for BCSE candidates were accepted by BCSEA till February 13, 2017. Recheck application were received for a duration of seven days. There were less number of days available for BCSE candidates to apply for clerical re-check due to the nationwide admission to Class XI on February 17, 2017. There was a total of 112 applicants with a total of 230 papers. The details of which are given below:

S.NO.	SUBJECT / PAPER	NO. OF PAPERS
1.	English I	31
2.	English II	31
3.	Dzongkha I	16
4.	Dzongkha II	15
5.	Environmental Science	3
6.	History	24
7.	Geography	29
8.	Economics	10
9.	Physics	15
10.	Chemistry	13
11.	Biology	18
12.	Computer Applications	25
TOTAL PAPERS		230

The clerical re-check is coordinated by controller of examinations and carried out by subject coordinators.

Clerical recheck is carried out in the following steps:

1. that all parts of the answer-scripts booklets have been marked;
2. that the marks for each sub-part/question have been correctly totaled;
3. that the total marks for the sub-part/question have been correctly transferred to the front page of the answer script booklet;
4. that the marks on the front page have been correctly totaled and;
5. that any moderation adjustments, if applicable, have been correctly applied;
6. (f) that the correct marks from the Mark Tabulation Form have been correctly entered in the Result Processing System;
7. that the other components for the result like Internal marks (Continuous assessment) and Practical marks have been correctly incorporated in the Result Processing System for the BCSE recheck applicants and they have not been awarded a '0' (zero) in their external marks;
8. that the changes in the result are incorporated in the result processing system.

There were no changes in marks for all 107 candidates. There were changes only in Computer Application for 5 candidates from Druk School. The recheck results were announced in print media and BCSEA website on February 16, 2017.

སྤྱི་ལོ་ ༢༠༡༦ ལོའི་འབྲུག་འབྲིང་རིམ་བར་མའི་ཤེས་ཡོན་ལག་ཁྱེར་ཚོས་རྒྱགས་ཀྱི་(X)ལན་ཤོག་བསྐྱར་ཞིབ་སྟན་ ལྷ།

འབྲུག་འབྲིང་རིམ་བར་མའི་ མི་ངོམ་ཚུ་གི་ལན་ཤོག་བསྐྱར་ཞིབ་འདི་ འབྲུག་གི་སློབ་གྲུའི་ཚོས་རྒྱགས་དང་བཟླ་ཞིབ་ཚོགས་སྡེ་ གིས་སྤྱི་ཚེས་ ༡༣/༢/༢༠༡༧ ཚུན་ འདི་བསྐྱར་ཞིབ་ཀྱི་ལྷ་ཡིག་བཅུགས་མི་ཚུ་ངོས་ལེ་འབད་ཡི། རྒྱལ་ཡོངས་ཀྱི་སློབ་རིམ་༡༡ པའི་ གདམ་འཐུའི་ལས་རིམ་ཚུ་གིས་འབད་ འབྲུག་འབྲིང་རིམ་བར་མའི་ ལྷ་ཡིག་བཅུགས་ནིའི་དུས་ཚོད་ཉུང་སུ་ལས་བྱིན་མ་ཚུགས། ལྷ་ ཡིག་བཅུགས་མི་ ཡོངས་བསྡོམས་མི་གངས་༡༢༢ དང་ ལན་ཤོག་བསྐྱར་སྟེ་༢༣༠ ལྟོད་པའི་ཁ་གསལ་འོག་ལུ་བཀོད་དོ་བཟུམ་ཨིན།

ཨང་	ཚོས་ཚན་ / ཇི་ཤོག།	ཇི་ཤོག་གི་གངས།
༡	ཨིང་སྐད་༡ པ།	༣༡
༢	ཨིང་སྐད་༢ པ།	༣༡
༣	ཚོང་ཁ་༡ པ།	༡༤
༤	ཚོང་ཁ་༢ པ།	༡༥
༥	མཐའ་འཁོར་ཚན་རིག།	༣
༦	འབྲུང་རབས།	༢༤
༧	ས་ཆ་རིག་པ།	༢༩
༨	དཔལ་འབྱོར་རིག་པ།	༡༠
༩	དངོས་ཁམས་རིག་པ།	༡༥
༡༠	རྣམ་འབྱོར་རིག་པ།	༡༣
༡༡	སླེ་ལྷན་རིག་པ།	༡༢
༡༢	སློབ་རིག་	༢༥
	ཡོངས་བསྡོམས།	༢༣༠

- ལན་ཤོག་བསྐྱར་ཞིབ་ཀྱི་ལུ་འདི་ཚོས་རྒྱགས་འགོ་འཛིན་གྱི་འགོ་འཁྲིད་འོག་ལུ་ཚོས་ཚན་འགོ་འདྲེན་པ་ཚུ་གིས་བསྐྱར་ཞིབ་འབད་ཡི།
- ལན་ཤོག་བསྐྱར་ཞིབ་ཀྱི་བྱ་སློབ་རིམ་པ་འདི་གཤམ་ལུ་བཀོད་དོ་བཟུམ་ཨིན།
- ཀ ལན་ཤོག་གི་ངོ་བའི་ཆ་ཤམ་ག་ར་ལུ་ཞིབ་དབྱད་འབད་ལུ་ག་བཟླ་ཡི།
- ཁ ལན་ཤོག་གི་ངོ་བའི་ཆ་ཤམ་ག་ར་ལུ་ཞིབ་དབྱད་འབད་བའི་སྐྱགས་ཚུ་ བཀོད་ལུ་ག་བཟླ་ཡི།
- ག ལན་ཤོག་གི་ངོ་བའི་ཆ་ཤམ་ག་ར་ལུ་ཞིབ་དབྱད་འབད་དེ་སྐྱགས་ཚུ་ ཇི་ལན་དེ་བ་ཚུ་གི་གདོང་ཤོག་གུར་བཀོད་ལུ་ག་བཟླ་ཡི།

- ང གྲིམ་ལན་དེབ་རྒྱུ་གི་གདོང་ཤོག་གྲུབ་བཞུགས་པའི་སྐྱེལ་སྐོར་གྱི་གྲིམ་གྱི་བསྐྱོམས་ལུག་ག་བཟླ་ཡི།
 - ཅ ཞིབ་དཔྱད་དང་གནས་ཚད་བརྟག་དཔྱད་འབད་མི་གིས་བདེ་ཞིབ་དང་དག་བཅོས་འབད་དགོཔ་ག་ཅིར་ཡོད་རུང་བསྐྱར་བཅོས་འབད་ཡི།
 - ཆ སྐྱེལ་སྐོར་བཞུགས་པའི་སྐྱེལ་སྐོར་ག་ཡིན་མ་འབད་ གྲུབ་འབྲས་བཅོམ་ལུག་ལཱ་ལྟེ་ལཱ་(RPS)ནང་ ལྷག་ཆད་མེད་པར་བཞུགས་ལུག་ག་ བཟླ་ཡི།
 - ཇ འབྲུག་འབྲིང་རིམ་བར་མའི་ཤེས་ཡོན་ལག་ཁྱེར་ཚོས་རྒྱལ་གྱི་སྐྱེལ་སྐོར་གྱི་དབྱེ་བ་ དཔེར་ན་ལག་ལེན་དངོས་བསྐྱར་དང་དུས་རྒྱུན་དབྱེ་ཞིབ་ཀྱི་སྐྱེལ་སྐོར་གྱི་ གྲུབ་འབྲས་བཅོམ་ལུག་ལཱ་ལྟེ་ལཱ་(RPS) དུས་མཐུན་དང་མཉམ་འབྲེལ་འབད་བཞུགས་ལུག་ག་དང་ བསྐྱར་ཞིབ་ཀྱི་ལུ་ཡིག་བཅུགས་མི་མི་རྒྱུ་ལུ་དུས་རྒྱུན་དབྱེ་ཞིབ་ཀྱི་སྐྱེལ་སྐོར་འབད་ མ་ལུས་ག་དང་ གྲིམ་གྱི་འབད་བཞུགས་ལུག་ག་ཚུ་བཟླ་ཡི།
 - ཉ སྐྱར་བཅོས་ཡོད་པ་ཅིན་གྲུབ་འབྲས་ཚུ་ གྲུབ་འབྲས་བཅོམ་ལུག་ལཱ་ལྟེ་ལཱ་(RPS)ནང་བཅུགས་ཏེ་ དུས་མཐུན་བཅོམ་ཡིན།
- ཡོངས་བསྐྱོམས་མི་ངོམ་༡༠༧ གྱི་ལན་ཤོག་བསྐྱར་ཞིབ་ནང་ལུ་འགྱུར་བ་མ་འབྱོར། ཡིན་རུང་འབྲུག་སྐོར་གྱི་སྐོར་གྱི་ཚོས་ཚན་ནང་མི་ངོམ་ལྔ་གི་འགྱུར་བ་ཐོན་ཡི། ལན་ཤོག་བསྐྱར་ཞིབ་ཀྱི་གྲུབ་འབྲས་འདི་སྤྱི་ཚེས་༡༤/༢/༢༠༡༧ ལུ་ བན་རྒྱུད་དང་ ཡིག་ཚང་གི་ཡོངས་འབྲེལ་སྐོར་གྱི་སྐོར་གྱི་ཚོས་ཚན་ལས་ཁྱབ་བསྐྱེལ་འབད་ཡི།